



Online consultation on the Future of Europe

Second interim report

April 2019

Report requested and co-ordinated by the European Commission,
Directorate-General for Communication

This document does not represent the point of view of the European Commission.
The interpretations and opinions contained in it are solely those of the authors.

Kantar Public



Introduction	3
1. Open-ended questions	5
1.1 What would make you prouder of belonging to the European Union?	6
1.2 Education and training	10
1.3 Reducing inequalities	13
1.4 Agriculture, fisheries and food	16
1.5 Additional remarks	19
2. Closed-ended questions	22
2.1 Ideal future for the European Union	23
2.2 Harmonisation	25
2.3 Immigration	28
2.4 Environment	30
2.5 A safer life	32
2.6 Healthcare	34
2.7 Technology	36
2.8 Economic security	38
2.9 Risks	40
Profile of the respondents and methodology	42

Introduction

About the online consultation

With the European Parliament elections on 23-26 May 2019 and the change of political leadership of the EU institutions that will follow, the time has come for new policy orientations and new priorities. On the occasion of the meeting of EU27 leaders in Sibiu, Romania, on 9 May 2019, the European Commission is setting out a number of policy recommendations for how Europe can shape its future in an increasingly multipolar and uncertain world. Feedback and interaction with citizens have inspired and enriched the Commission's contribution to the Strategic Agenda that will be adopted by the Leaders in June 2019.

As part of the preparation for the Sibiu meeting and constituting a key input to the discussions that will take place, the European Commission launched in May 2018 the first EU-wide citizens' consultation on future priorities of the EU. This consultation was organised in parallel with citizens' dialogues held across the EU.

Under the mandate of President Jean-Claude Juncker which started in November 2014, the European Commission made significant efforts to ensure that its decision-making was more transparent and closer to citizens. In March 2017, the Commission published a 'White Paper on the Future of Europe' presenting five possible scenarios and called for 'an honest and wide-ranging debate with citizens on how Europe should evolve in the years to come'.

In parallel, several Member States and European institutions have launched other initiatives. In April 2018, all but European Union Member States (except the United Kingdom) have agreed on a Joint Framework on Citizens' Consultations, appreciating the central role of the Commission in this exercise.

The basis for this consultation was a questionnaire developed by citizens through a participatory panel. The final aim of this panel was to co-design, with EU citizens, the questionnaire for an online consultation to explore EU citizens' concerns, hopes and expectations regarding the future of the EU. The panel was a two-day event organised by the European Commission in partnership with the European Economic and Social Committee, bringing together in Brussels, on 4-6 May 2018, 96 citizens from 27 EU Member States (2 to 5 participants per country), from different age brackets and with varying socio-economic status. Strict recruitment criteria were applied to ensure that the panel reflected the diversity of European citizens. For two days, participants had the opportunity to discuss and exchange ideas on the topics they wanted to be tackled in this consultation. The result of this panel is the questionnaire used in this online consultation which asks questions that explore EU citizens' concerns, hopes and expectations regarding the future of the EU.

Three days after the end of unprecedented process of participative democracy, the online consultation on the Future of Europe was made available online in all EU languages (9 May 2018). The questionnaire consists of 5 open-ended questions, and seven closed-ended questions.

This summary report details the headline findings of this survey. It analyses the 85,983 responses received in the period 9 May 2018 – 2 April 2019.

Nota bene

- The sample of respondents in the consultation differs from the general population of the European Union. Because of the open character of the consultation, the diversity of efforts made at national level to promote it and its dissemination among members of different interest groups, its results cannot be considered as representative of the EU population. Therefore, readers should bear in mind that the results of this consultation reflect the views of European citizens who took part. The results should be interpreted with caution for countries with a low level of participants.
- The aggregate numbers presented below are heavily influenced by those countries which are over-represented in the consultation. The analysis of the top three topics per country shows that there are notable national differences in the frequency with which topics are cited.

1. Open-ended questions

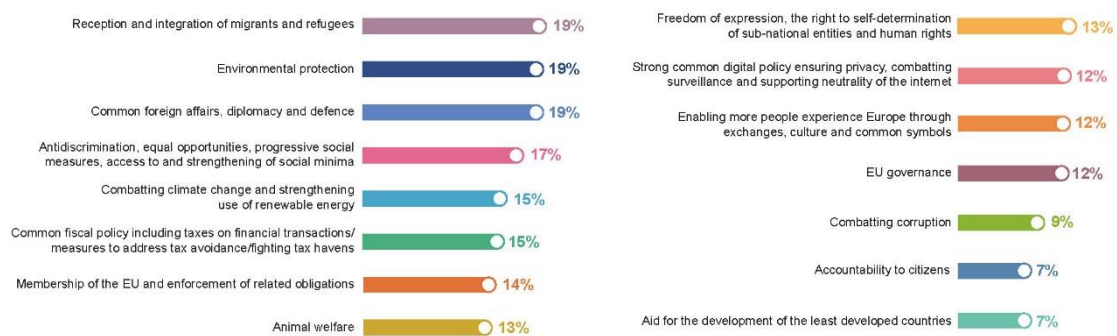
1.1 What would make you prouder of belonging to the EU?

Participants were asked: *What decisions taken at European Union level would make you prouder of belonging to the Union?* While responses to the question covered a diverse range of topics, 15 principal themes emerged from the analysis of the open-ended responses and were used to group the comments for analytical purposes.

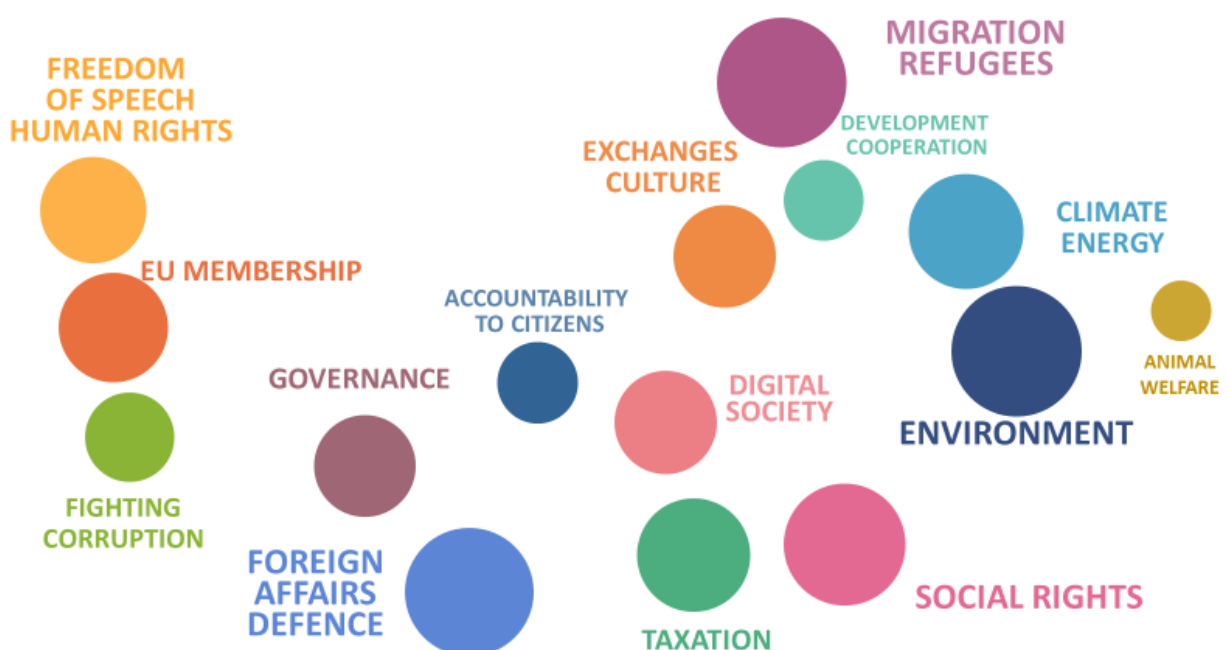
The three most prevalent themes (each mentioned by around one in five participants) related to the issue of **migration, environmental protection and foreign policy**.

The relative prevalence of each of these themes at an overall level is shown in the chart below...

Main topics mentioned in the consultation (% share of respondents)



Participants tended to mention several policy areas within the same response. The graph below indicates both the relative importance of the topic in terms of number of mentions (indicated by the size of the circle) and also how closely related the topics tend to be as determined by the patterns which characterise the data. The mapping illustrates different conceptual groupings of policy areas reflecting how closely connected they are seen to be and suggested by a thematic analysis of the data from the consultation...



Top three topics per country (n= number of responses analysed)

Austria (n=935)	Belgium (n=3942)	Bulgaria (n=485)	Croatia (n=305)
<ol style="list-style-type: none"> 1. Common foreign affairs, diplomacy and defence 2. Reception and integration of migrants and refugees 3. Common fiscal policy including taxes on financial transactions/ measures to address tax avoidance/ fighting tax havens 3. Environmental protection 	<ol style="list-style-type: none"> 1. Animal welfare 2. Environmental protection 3. Combating climate change and strengthening use of renewable energy 	<ol style="list-style-type: none"> 1. Common foreign affairs, diplomacy and defence 2. Membership of the EU and enforcement of related obligations 3. Antidiscrimination, equal opportunities, progressive social measures, access to and strengthening of social minima 	<ol style="list-style-type: none"> 1. Antidiscrimination, equal opportunities, progressive social measures, access to and strengthening of social minima 2. Reception and integration of migrants and refugees 3. Enabling more people to experience Europe through exchanges, culture and common symbols
Cyprus (n=137)	Czechia (n=633)	Denmark (n=297)	Estonia (n=57)
<ol style="list-style-type: none"> 1. Antidiscrimination, equal opportunities, progressive social measures, access to and strengthening of social minima 2. Reception and integration of migrants and refugees 3. Common foreign affairs, diplomacy and defence 	<ol style="list-style-type: none"> 1. Common foreign affairs, diplomacy and defence 2. Strong common digital policy ensuring privacy, combatting surveillance and supporting net neutrality of the internet 3. Membership of the EU and enforcement of related obligations 	<ol style="list-style-type: none"> 1. Combatting climate change and strengthening use of renewable energy 2. Environmental protection 3. Reception and integration of migrants and refugees 	<ol style="list-style-type: none"> 1. Membership of the EU and enforcement of related obligations 2. Freedom of expression, the right to self-determination of sub-national entities and human rights 3. EU governance 3. Environmental protection 3. Reception and integration of migrants and refugees 3. Enabling more people to experience Europe through exchanges, culture and common symbols
Finland (n=439)	France (n=18537)	Germany (n=7987)	Greece (n=696)
<ol style="list-style-type: none"> 1. Combatting climate change and strengthening the use of renewable energy 2. Environmental protection 2. Common foreign affairs, diplomacy and defence 2. Reception and integration of migrants and refugees 	<ol style="list-style-type: none"> 1. Environmental protection 2. Common fiscal policy including taxes on financial transactions/ measures to address tax avoidance/ fighting tax havens 3. Animal welfare 3. Reception and integration of migrants and refugees 	<ol style="list-style-type: none"> 1. Common foreign affairs, diplomacy and defence 2. Reception and integration of migrants and refugees 3. Environmental protection 	<ol style="list-style-type: none"> 1. Antidiscrimination, equal opportunities, progressive social measures, access to and strengthening of social minima 2. Reception and integration of migrants and refugees 3. Common foreign affairs, diplomacy and defence

Hungary (n=4571)	Ireland (n=848)	Italy (n=3617)	Latvia (n=108)
<p>1. Membership of the EU and enforcement of related obligations</p> <p>2. Combatting corruption</p> <p>3. Antidiscrimination, equal opportunities, progressive social measures, access to and strengthening of social minima</p>	<p>1. Combatting climate change and strengthening use of renewable energy</p> <p>2. Antidiscrimination, equal opportunities, progressive social measures, access to and strengthening of social minima</p> <p>2. Environmental protection</p>	<p>1. Common foreign affairs, diplomacy and defence</p> <p>2. Reception and integration of migrants and refugees</p> <p>3. Common fiscal policy including taxes on financial transactions/ measures to address tax avoidance/ fighting tax havens</p> <p>3. Enabling more people to experience Europe through exchanges, culture and common symbols</p> <p>3. Antidiscrimination, equal opportunities, progressive social measures, access to and strengthening of social minima</p>	<p>1. Strong common digital policy ensuring privacy, combatting surveillance and supporting neutrality of the internet</p> <p>2. Antidiscrimination, equal opportunities, progressive social measures, access to and strengthening of social minima</p> <p>3. Enabling more people to experience Europe through exchanges, culture and common symbols</p>
Lithuania (n=112)	Luxembourg (n=250)	Malta (n=144)	Netherlands (n=1310)
<p>1. Common foreign affairs, diplomacy and defence</p> <p>2. Combatting climate change and strengthening the use of renewable energy</p> <p>2. Antidiscrimination, equal opportunities, progressive social measures, access to and strengthening of social minima</p>	<p>1. Common foreign affairs, diplomacy and defence</p> <p>2. Environmental protection</p> <p>3. Reception and integration of migrants and refugees</p> <p>3. Antidiscrimination, equal opportunities, progressive social measures, access to and strengthening of social minima</p>	<p>1. Reception and integration of migrants and refugees</p> <p>2. Environmental protection</p> <p>2. Membership of the EU and enforcement of related obligations</p> <p>2. Antidiscrimination, equal opportunities, progressive social measures, access to and strengthening of social minima</p>	<p>1. Combatting climate change and strengthening the use of renewable energy</p> <p>2. Common foreign affairs, diplomacy and defence</p> <p>2. Environmental protection</p>
Poland (n=3016)	Portugal (n=1554)	Romania (n=1112)	Slovakia (n=582)
<p>1. Membership of the EU and enforcement of related obligations</p> <p>1. Antidiscrimination, equal opportunities, progressive social measures, access to and strengthening of social minima</p> <p>2. Common foreign affairs, diplomacy and defence</p>	<p>1. Antidiscrimination, equal opportunities, progressive social measures, access to and strengthening of social minima</p> <p>2. Reception and integration of migrants and refugees</p> <p>2. Environmental protection</p>	<p>1. Membership of the EU and enforcement of related obligations</p> <p>2. Antidiscrimination, equal opportunities, progressive social measures, access to and strengthening of social minima</p> <p>3. Combatting corruption</p>	<p>1. Reception and integration of migrants and refugees</p> <p>2. Membership of the EU and enforcement of related obligations</p> <p>3. Common foreign affairs, diplomacy and defence</p>


Slovenia (n=213)	Spain (n=4742)	Sweden (n=618)	United Kingdom (n=1228)
<p>1. Antidiscrimination, equal opportunities, progressive social measures, access to and strengthening of social minima</p> <p>2. Reception and integration of migrants and refugees</p> <p>3. Environmental protection</p>	<p>1. Freedom of expression, the right to self-determination of sub-national entities and human rights</p> <p>2. Reception and integration of migrants and refugees</p> <p>3. Antidiscrimination, equal opportunities, progressive social measures, access to and strengthening of social minima</p>	<p>1. Environmental protection</p> <p>1. Reception and integration of migrants and refugees</p> <p>2. Strong common digital policy ensuring privacy, combatting surveillance and supporting neutrality of the internet</p>	<p>1. Reception and integration of migrants and refugees</p> <p>2. Combatting climate change and strengthening the use of renewable energy</p> <p>3. EU governance</p> <p>3. Antidiscrimination, equal opportunities, progressive social measures, access to and strengthening of social minima</p> <p>3. Environmental protection</p> <p>3. Strong common digital policy ensuring privacy, combatting surveillance and supporting neutrality of the internet</p>

1.2 Education and training

Respondents were asked: *How could education and training be improved in Europe?* Analysis of the open-ended responses identified 16 principal themes.

The most commonly mentioned theme concerned **learning mobility and exchange programmes**, often including specifically **Erasmus**. This was followed by the need for more investment in research and education, and free access to lifelong education and training. These top three themes have been prevalent throughout the consultation.

Main topics mentioned in the consultation (% share of respondents)



Top three topics per country (n= number of responses analysed)

<p>Austria (n=922)</p> <p>1. Free access to lifelong education and training</p> <p>1. Learning mobility, exchange programmes, Erasmus</p> <p>2. Investing in education and in research</p>	<p>Belgium (n=3614)</p> <p>1. Learning mobility, exchange programmes, Erasmus</p> <p>1. Free access to lifelong education and training</p> <p>2. Investing in education and in research</p>	<p>Bulgaria (n=566)</p> <p>1. Free access to lifelong education and training</p> <p>1. Governance of education policy</p> <p>2. Learning mobility, exchange programmes, Erasmus</p>	<p>Croatia (n=333)</p> <p>1. Free access to lifelong education and training</p> <p>2. Governance of education policy</p> <p>3. Learning mobility, exchange programmes, Erasmus</p> <p>3. Vocational education and training to better meet labour market demands</p>
<p>Cyprus (n=143)</p> <p>1. Governance of education policy</p> <p>1. Free access to lifelong education and training</p> <p>2. Vocational education and training and meeting labour market demands</p>	<p>Czechia (n=623)</p> <p>1. Learning mobility, exchange programmes, Erasmus</p> <p>2. Emphasise multifaceted development of children and young people and 21st century skills</p> <p>3. Governance of education policy</p>	<p>Denmark (n=257).</p> <p>1. Free access to lifelong education and training</p> <p>2. Learning mobility, exchange programmes, Erasmus</p> <p>3. Governance of education policy</p> <p>3. Investing in education and in research</p>	<p>Estonia (n=61)</p> <p>1. Free access to lifelong education and training</p> <p>2. Emphasise multifaceted development of children and young people and 21st century skills</p> <p>3. Governance of education policy</p>
<p>Finland (n=375)</p> <p>1. Free access to lifelong education and training</p> <p>2. Governance of education policy</p> <p>3. Learning mobility, exchange</p> <p>3. Vocational education and training and meeting labour market demands</p>	<p>France (n=18116)</p> <p>1. Learning mobility, exchange programmes, Erasmus</p> <p>2. Multilingualism and foreign language learning</p> <p>2. Vocational education and training and meeting labour market demands</p>	<p>Germany (n=8216)</p> <p>1. Free access to lifelong education and training</p> <p>2. Investing in education and in research</p> <p>3. Learning mobility, exchange programmes, Erasmus</p> <p>3. Vocational education and training and meeting labour market demands</p>	<p>Greece (n=725)</p> <p>1. Governance of education policy</p> <p>2. Free access to lifelong education and training</p> <p>3. Investing in education and in research</p>
<p>Hungary (n=4947)</p> <p>1. Investing in education and in research</p> <p>2. Governance of education policy</p> <p>3. Subsidiary vs. shared policies</p> <p>3. Free access to lifelong education and training</p>	<p>Ireland (n=892)</p> <p>1. Free access to lifelong education and training</p> <p>2. Vocational education and training and meeting labour market demands</p> <p>2. Governance of education policy</p>	<p>Italy (n=3540)</p> <p>1. Learning mobility, exchange programmes, Erasmus</p> <p>2. Investing in education and in research</p> <p>2. Governance of education policy</p>	<p>Latvia (n=116)</p> <p>1. Free access to lifelong education and training</p> <p>2. Governance of education policy</p> <p>3. Investing in education and in research</p> <p>3. Learning mobility, exchange programmes, Erasmus</p>
<p>Lithuania (n=126)</p> <p>1. Learning mobility, exchange programmes, Erasmus</p> <p>2. Free access to lifelong education and training</p> <p>3. Governance of education policy</p>	<p>Luxembourg (n=238)</p> <p>1. Multilingualism and foreign language learning</p> <p>1. Learning mobility, exchange programmes, Erasmus</p> <p>2. Governance of education policy</p> <p>2. Free access to lifelong education and training</p>	<p>Malta (n=127)</p> <p>1. Emphasise multifaceted development of children and young people and 21st century skills</p> <p>2. Governance of education policy</p> <p>2. Learning mobility, exchange programmes, Erasmus</p>	<p>Netherlands (n=1260)</p> <p>1. Free access to lifelong education and training</p> <p>2. Investing in education and in research</p> <p>3. Learning mobility, exchange programmes, Erasmus</p>

Poland (n=3209)	Portugal (n=1646)	Romania (n=1290)	Slovakia (n=646)
<p>1. Learning mobility, exchange programmes, Erasmus</p> <p>1. Emphasise multifaceted development of children and young people and 21st century skills</p> <p>2. Governance of education policy</p>	<p>1. Free access to lifelong education and training</p> <p>2. Learning mobility, exchange programmes, Erasmus</p> <p>3. Governance of education policy</p> <p>3. Vocational education and training and meeting labour market demands</p> <p>3. Investing in education and in research</p>	<p>1. Governance of education policy</p> <p>2. Investing in education and in research</p> <p>2. Free access to lifelong education and training</p>	<p>1. Vocational education and training and meeting labour market demands</p> <p>2. Emphasise multifaceted development of children and young people and 21st century skills</p> <p>3. Investing in education and in research</p>
Slovenia (n=200)	Spain (n=4612)	Sweden (n=502)	United Kingdom (n=1206)
<p>1. Learning mobility, exchange programmes, Erasmus</p> <p>2. Free access to lifelong education and training</p> <p>3. Emphasise multifaceted development of children and young people and 21st century skills</p>	<p>1. Free access to lifelong education and training</p> <p>2. Governance of education policy</p> <p>3. Investing in education and in research</p>	<p>1. Governance of education policy</p> <p>2. Learning mobility, exchange programmes, Erasmus</p> <p>2. Free access to lifelong education and training</p>	<p>1. Free access to lifelong education and training</p> <p>2. Governance of education policy</p> <p>3. Vocational education and training and meeting labour market demands</p>

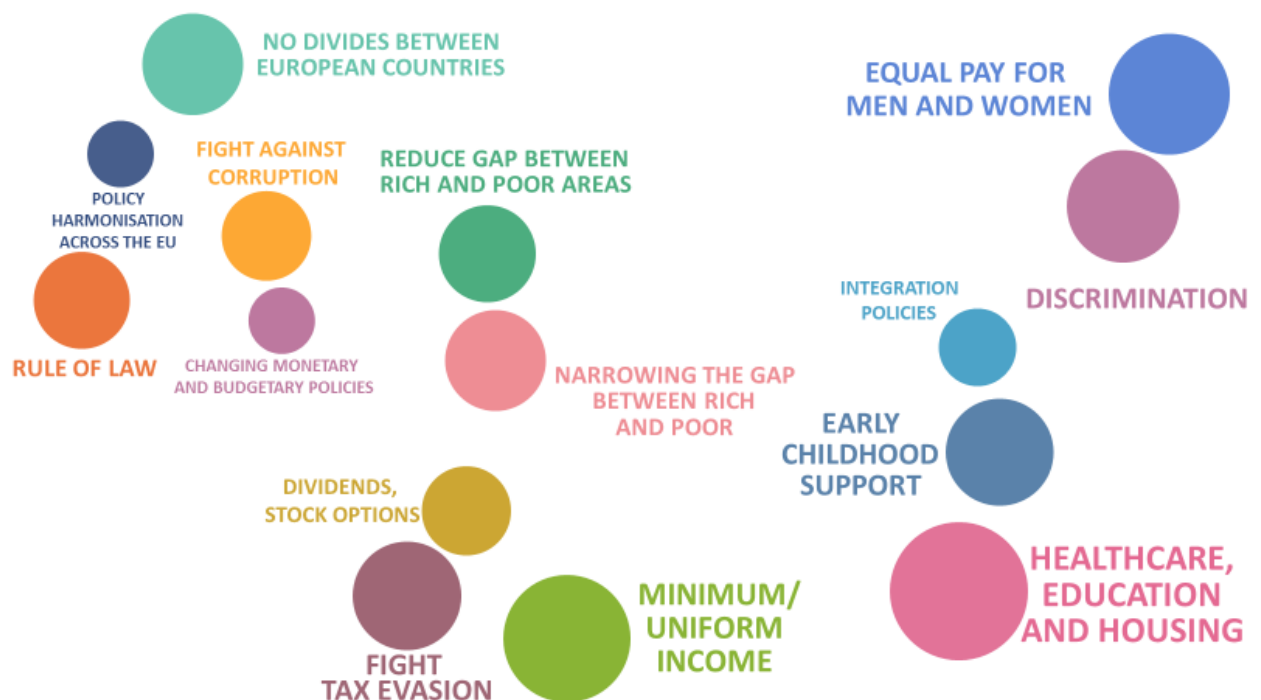
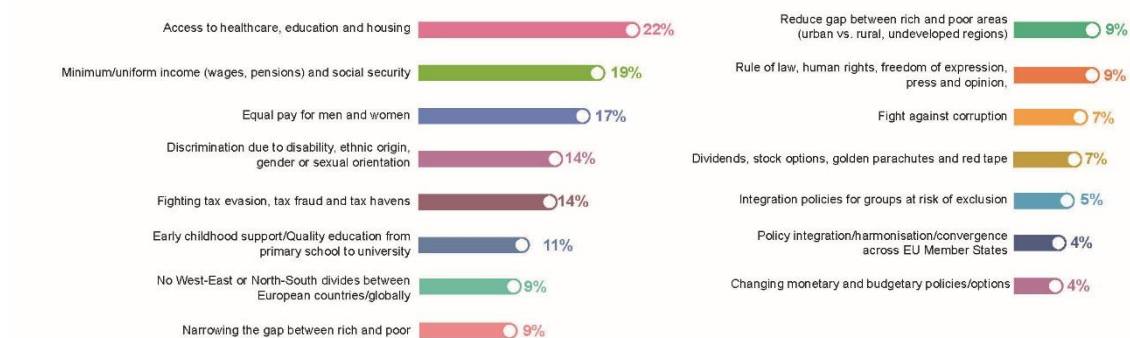
1.3 Reducing inequalities

Respondents were asked: *On reducing inequalities, what areas do you think the European Union should prioritise?* In total, 15 over-arching themes were identified during the analysis of the open-ended responses.

The main three themes – mentioned by around one in five participants related to **accessibility to key services (health, education and housing)** which were often described as a universal entitlement for all citizens and therefore should be available to all regardless of means. The other two key principal themes relate to income – first that **there should be a basic minimum income to** which everyone is entitled (be it a minimum wage or a minimum level of pension or social welfare benefits). The second theme related to income concerns **the gender pay gap**.

Discrimination – in all its forms (e.g. disability, race, gender or sexual orientation) – was a key concern that emerged from the comments, closely followed by issues related to **tax evasion**.

Main topics mentioned in the consultation (% share of respondents)



Top three topics per country (n= number of responses analysed)

Austria (n=966)	Belgium (n=3811)	Bulgaria (n=574)	Croatia (n=353)
<p>1. Minimum/ uniform income (wages, pensions) and social security</p> <p>1. Equal pay for men and women</p> <p>2. Fighting tax evasion, tax fraud and tax havens</p>	<p>1. Equal pay for men and women</p> <p>2. Access to healthcare, education and housing</p> <p>2. Minimum/ uniform income (wages, pensions) and social security</p> <p>2. Fighting tax evasion, tax fraud and tax havens</p>	<p>1. Access to healthcare, education and housing</p> <p>2. No West-East or North-South divides between European countries/globally</p> <p>3. Discrimination due to disability, ethnic origin, gender or sexual orientation</p>	<p>1. Access to healthcare, education and housing</p> <p>2. Minimum/ uniform income (wages, pensions) and social security</p> <p>3. Discrimination due to disability, ethnic origin, gender or sexual orientation</p> <p>3. No West-East or North-South divides between European countries/globally</p>
Cyprus (n=139)	Czechia (n=636)	Denmark (n=280).	Estonia (n=62)
<p>1. Access to healthcare, education and housing</p> <p>2. Equal pay for men and women</p> <p>3. Discrimination due to disability, ethnic origin, gender or sexual orientation</p>	<p>1. Discrimination due to disability, ethnic origin, gender or sexual orientation</p> <p>1. Equal pay for men and women</p> <p>2. No West-East or North-South divides between European countries/globally</p>	<p>1. Access to healthcare, education and housing</p> <p>2. Fighting tax evasion, tax fraud and tax havens</p> <p>2. Narrowing the gap between rich and poor</p>	<p>1. Discrimination due to disability, ethnic origin, gender or sexual orientation</p> <p>2. Rule of law, human rights, freedom of expression, press and opinion</p> <p>3. No West-East or North-South divides between European countries/globally</p>
Finland (n=397)	France (n=19468)	Germany (n=8460)	Greece (n=755)
<p>1. Discrimination due to disability, ethnic origin, gender or sexual orientation</p> <p>2. No West-East or North-South divides between European countries/globally</p> <p>3. Access to healthcare, education and housing</p>	<p>1. Access to healthcare, education and housing</p> <p>2. Minimum/ uniform income (wages, pensions) and social security</p> <p>3. Equal pay for men and women</p>	<p>1. Minimum/ uniform income (wages, pensions) and social security</p> <p>2. Access to healthcare, education and housing</p> <p>3. Fighting tax evasion, tax fraud and tax havens</p>	<p>1. Access to healthcare, education and housing</p> <p>2. Discrimination due to disability, ethnic origin, gender or sexual orientation</p> <p>3. Minimum/uniform income (wages, pensions) and social security</p> <p>3. Equal pay for men and women</p>
Hungary (n=5971)	Ireland (n=924)	Italy (n=3620)	Latvia (n=118)
<p>1. Access to healthcare, education and housing</p> <p>2. Minimum/ uniform income (wages, pensions) and social security</p> <p>2. No West-East or North-South divides between European countries/globally</p>	<p>1. Access to healthcare, education and housing</p> <p>2. Discrimination due to disability, ethnic origin, gender or sexual orientation</p> <p>3. Equal pay for men and women</p>	<p>1. Access to healthcare, education and housing</p> <p>2. Discrimination due to disability, ethnic origin, gender or sexual orientation</p> <p>3. Minimum/ uniform income (wages, pensions) and social security</p> <p>3. Early childhood support/ Quality education from primary school to university</p>	<p>1. Discrimination due to disability, ethnic origin, gender or sexual orientation</p> <p>2. Access to healthcare, education and housing</p> <p>3. Minimum/ uniform income (wages, pensions) and social security</p>

<p>Lithuania (n=131)</p> <ol style="list-style-type: none"> 1. Discrimination due to disability, ethnic origin, gender or sexual orientation 2. Equal pay for men and women 3. Access to healthcare, education and housing 3. Minimum/uniform income (wages, pensions) and social security 3. No West-East or North-South divides between European countries/globally 	<p>Luxembourg (n=252)</p> <ol style="list-style-type: none"> 1. Access to healthcare, education and housing 2. Equal pay for men and women 2. Minimum/ uniform income (wages, pensions) and social security 	<p>Malta (n=125)</p> <ol style="list-style-type: none"> 1. Equal pay for men and women 2. Discrimination due to disability, ethnic origin, gender or sexual orientation 3. Early childhood support / Quality education from primary school to university 3. Access to healthcare, education and housing 	<p>Netherlands (n=1315)</p> <ol style="list-style-type: none"> 1. Discrimination due to disability, ethnic origin, gender or sexual orientation 2. Equal pay for men and women 3. Access to healthcare, education and housing 3. Minimum/ uniform income (wages, pensions) and social security
<p>Poland (n=3379)</p> <ol style="list-style-type: none"> 1. Access to healthcare, education and housing 2. Discrimination due to disability, ethnic origin, gender or sexual orientation 3. Equal pay for men and women 	<p>Portugal (n=1725)</p> <ol style="list-style-type: none"> 1. Access to healthcare, education and housing 2. Minimum/ uniform income (wages, pensions) and social security 3. Equal pay for men and women 3. Discrimination due to disability, ethnic origin, gender or sexual orientation 	<p>Romania (n=1318)</p> <ol style="list-style-type: none"> 1. Access to healthcare, education and housing 2. No West-East or North-South divides between European countries/ globally 3. Discrimination due to disability, ethnic origin, gender or sexual orientation 	<p>Slovakia (n=695)</p> <ol style="list-style-type: none"> 1. Access to healthcare, education and housing 2. Equal pay for men and women 2. Minimum/Uniform income (wages, pensions) and social security
<p>Slovenia (n=206)</p> <ol style="list-style-type: none"> 1. Equal pay for men and women 2. Discrimination due to disability, ethnic origin, gender or sexual orientation 3. Minimum/uniform income (wages, pensions) and social security 	<p>Spain (n=4678)</p> <ol style="list-style-type: none"> 1. Access to healthcare, education and housing 2. Equal pay for men and women 3. Discrimination due to disability, ethnic origin, gender or sexual orientation 3. Minimum/ uniform income (wages, pensions) and social security 	<p>Sweden (n=575)</p> <ol style="list-style-type: none"> 1. Equal pay for men and women 2. Discrimination due to disability, ethnic origin, gender or sexual orientation 3. Access to healthcare, education and housing 	<p>United Kingdom (n=1244)</p> <ol style="list-style-type: none"> 1. Discrimination due to disability, ethnic origin, gender or sexual orientation 2. Access to health care, education and housing 3. Equal pay for men and women

1.4 Agriculture, fisheries and food

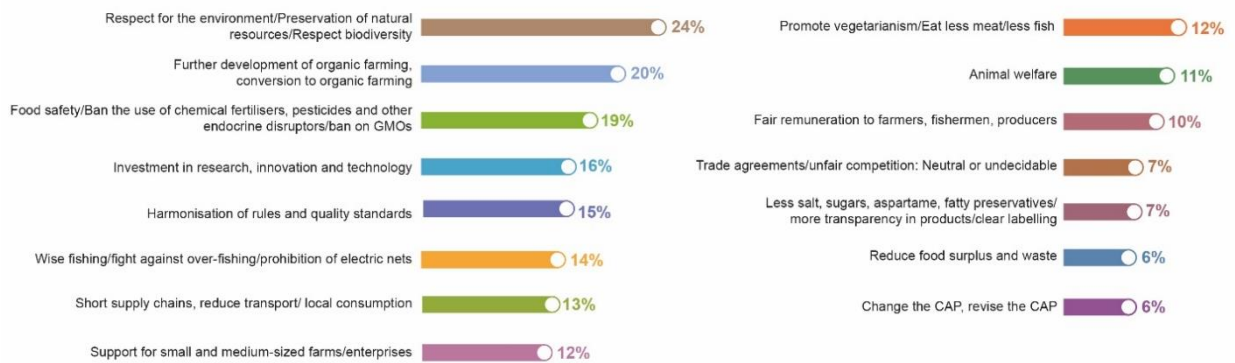
The future of agriculture was also addressed in the citizen's consultation. Participants were asked what main actions the EU should prioritise "for the future of agriculture, fishery and food production in Europe".

Responses were categorised into 15 main themes.

The most commonly mentioned issues focus on the relationship between **agricultural production and environmental concerns**. Around a quarter of participants mentioned that the EU needs to ensure that the agricultural industry has respect for the environment, including biodiversity and protects natural resources. Around one in five believe that organic farming needs to be encouraged and the usage of chemicals (e.g. pesticides, fertilisers) and genetically modified organisms (GMOs) needs to be controlled because of their impact both on the environment and food safety.

Many felt that investment in research and innovation was seen as critical, with a similar proportion who felt that the EU needs to harmonise quality standards across all Member States.

Main topics mentioned in the consultation (% share of respondents)



Top three topics per country (n= number of responses analysed)

Austria (n=952)	Belgium (n=4172)	Bulgaria (523)	Croatia (328)
<ol style="list-style-type: none"> 1. Respect for the environment/ Preservation of natural resources/ Respect biodiversity 2. Support for small and medium-sized farms/enterprises 3. Investment in research, innovation and technology 3. Further development of organic farming, conversion to organic farming 	<ol style="list-style-type: none"> 1. Animal welfare 2. Further development of organic farming, conversion to organic farming 3. Respect for the environment /Preservation of natural resources /Respect biodiversity 	<ol style="list-style-type: none"> 1. Investment in research, innovation and technology 2. Support for small and medium-sized farms/enterprises 3. Harmonisation of rules and quality standards 	<ol style="list-style-type: none"> 1. Investment in research, innovation and technology 2. Further development of organic farming, conversion to organic farming 3. Harmonisation of rules and quality standards 3. Respect for the environment/ Preservation of natural resources/ Respect biodiversity
Cyprus (133)	Czechia (605)	Denmark (276)	Estonia (60)
<ol style="list-style-type: none"> 1. Investment in research, innovation and technology 2. Respect for the environment/ Preservation of natural resources/ Respect biodiversity 3. Harmonisation of rules and quality standards 3. Wise fishing/ Fight against over-fishing/ prohibition of electric nets 	<ol style="list-style-type: none"> 1. Respect for the environment/preservation of natural resources/respect biodiversity 1. Support for small and medium-sized farms/enterprises 2. Investment in research, innovation and technology 	<ol style="list-style-type: none"> 1. Investment in research, innovation and technology 2. Respect for the environment/preservation of natural resources/respect biodiversity 3. Promote vegetarianism/ Eat less meat/ Less fish 	<ol style="list-style-type: none"> 1. Support for small and medium-sized farms/enterprises 1. Further development of organic farming, conversion to organic farming 2. Promote vegetarianism/ Eat less meat/ Less fish
Finland (400)	France (20231)	Germany (8482)	Greece (652)
<ol style="list-style-type: none"> 1. Investment in research, innovation and technology 1. Respect for environment/ Preservation of natural resources/ Respect biodiversity 2. Wise fishing/ Fight against over-fishing/ Prohibition of electric nets 	<ol style="list-style-type: none"> 1. Further development of organic farming, conversion to organic farming 2. Respect for the environment/ Preservation of natural resources/ Respect biodiversity 3. Food safety/ban the use of chemical fertilisers, pesticides and other endocrine disruptors/ban on GMOs 	<ol style="list-style-type: none"> 1. Respect for the environment/ Preservation of natural resources/ Respect biodiversity 2. Further development of organic farming, conversion to organic farming 3. Investment in research, innovation and technology 	<ol style="list-style-type: none"> 1. Respect for the environment/ Preservation of natural resources/ Respect biodiversity 2. Harmonisation of rules and quality standards 2. Investment in research, innovation and technology
Hungary (4705)	Ireland (886)	Italy (3200)	Latvia (112)
<ol style="list-style-type: none"> 1. Respect for the environment/ Preservation of natural resources/ Respect biodiversity 2. Food safety/ Ban the use of chemical fertilisers, pesticides and other endocrine disruptors/ban on GMOs 3. Harmonisation of rules and quality standards 	<ol style="list-style-type: none"> 1. Respect for the environment/ Preservation of natural resources/ Respect biodiversity 2. Wise fishing/ Fight against over-fishing/ prohibition of electric nets 3 Investment in research, innovation and technology 	<ol style="list-style-type: none"> 1. Respect for the environment/ Preservation of natural resources/ Respect biodiversity 2. Harmonisation of rules and quality standards 3. Investment in research, innovation and technology 	<ol style="list-style-type: none"> 1. Respect for the environment/ Preservation of natural resources/ Respect biodiversity 1. Harmonisation of rules and quality standards 2. Investment in research, innovation and technology

Lithuania (108)	Luxembourg (228)	Malta (132)	Netherlands (1288)
<ul style="list-style-type: none"> 1. Investment in research, innovation and technology 2. Food safety/ Ban the use of chemical fertilisers, pesticides and other endocrine disruptors/ban on GMOs 2. Harmonisation of rules and quality standards 	<ul style="list-style-type: none"> 1. Further development of organic farming, conversion to organic farming 2. Respect for the environment/ Preservation of natural resources/ Respect biodiversity 3. Food safety/ Ban the use of chemical fertilisers, pesticides and other endocrine disruptors/Ban on GMOs 	<ul style="list-style-type: none"> 1. Wise fishing/Fight against over-fishing/prohibition of electric nets 2. Food safety/ Ban the use of chemical fertilisers, pesticides and other endocrine disruptors/ ban on GMOs 2. Respect for the environment/ Preservation of natural resources/ Respect biodiversity 	<ul style="list-style-type: none"> 1. Investment in research, innovation and technology 2. Respect for the environment/ Preservation of natural resources/ Respect biodiversity 3. Promote vegetarianism/ Eat less meat/ less fish
Poland (3091)	Portugal (1571)	Romania (1207)	Slovakia (673)
<ul style="list-style-type: none"> 1. Respect for the environment/ Preservation of natural resources/ Respect biodiversity 2. Food safety/ Ban the use of chemical fertilisers, pesticides and other endocrine disruptors/ ban on GMOs 3. Harmonisation of rules and quality standards 	<ul style="list-style-type: none"> 1. Investment in research, innovation and technology 2. Respect for the environment/ Preservation of natural resources/ Respect biodiversity 3. Wise fishing/ Fight against over-fishing/ prohibition of electric nets 	<ul style="list-style-type: none"> 1. Investment in research, innovation and technology 1. Respect for the environment/ Preservation of natural resources/ Respect biodiversity 2. Support for small and medium-sized farms/enterprises 2. Harmonisation of rules and quality standards 	<ul style="list-style-type: none"> 1. Harmonisation of rules and quality standards 2. Support for small and medium-sized farms/enterprises 3. Food safety/ Ban the use of chemical fertilisers, pesticides and other endocrine disruptors/ ban on GMOs
Slovenia (200)	Spain (4001)	Sweden (561)	United Kingdom (1186)
<ul style="list-style-type: none"> 1. Investment in research, innovation and technology 2. Promote vegetarianism/ Eat less meat/ Less fish 2. Respect for the environment/ Preservation of natural resources/ Respect biodiversity 	<ul style="list-style-type: none"> 1. Respect for the environment/ Preservation of natural resources/ Respect biodiversity 2. Investment in research, innovation and technology 3. Short supply chains, reduce transport/local consumption 	<ul style="list-style-type: none"> 1. Respect for the environment/ Preservation of natural resources/ Respect biodiversity 2. Investment in research, innovation and technology 3. Wise fishing/fight against over-fishing/prohibition of electric nets 	<ul style="list-style-type: none"> 1. Respect for the environment/ Preservation of natural resources/ Respect biodiversity 2. Wise fishing/ Fight against over-fishing/ Prohibition of electric nets 3. Investment in research, innovation and technology

1.5 Additional remarks

Finally, participants were asked if they had any other comments to make about their “*concerns, hopes and expectations about the future of Europe*”.

While many of the topics mentioned reflected earlier questions in terms of some of the themes that emerged, the overall picture is a confident one, reflecting more hopes for the future on Europe than concerns.

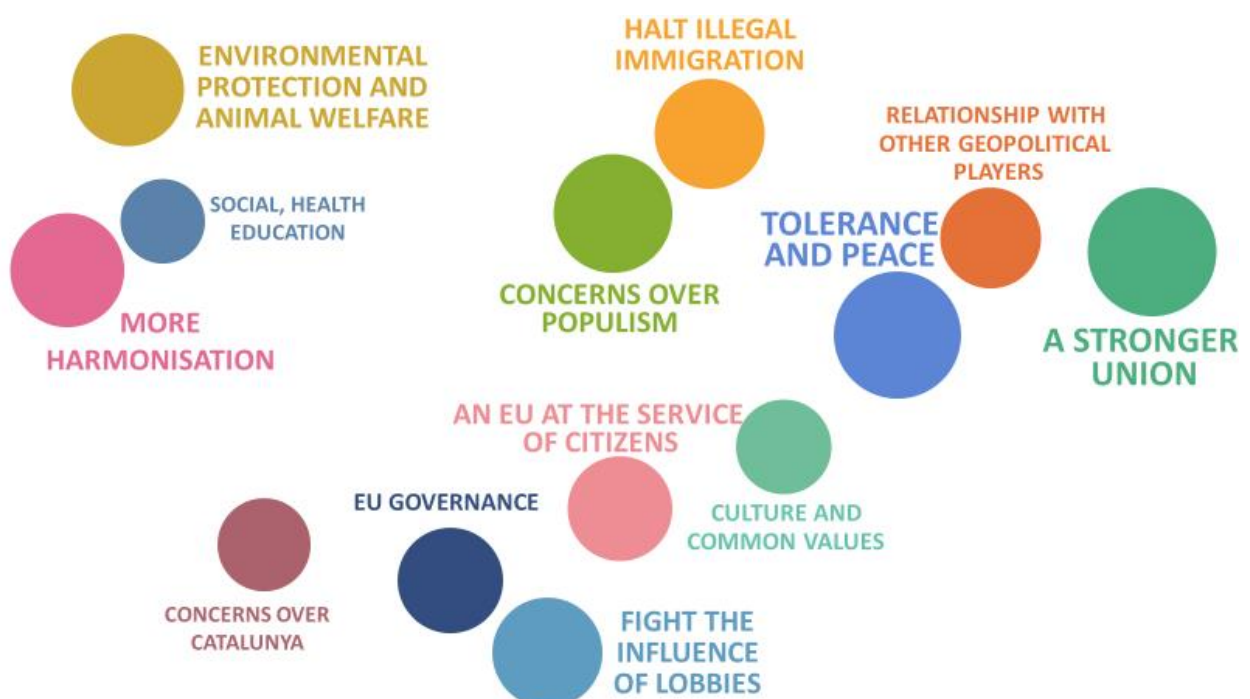
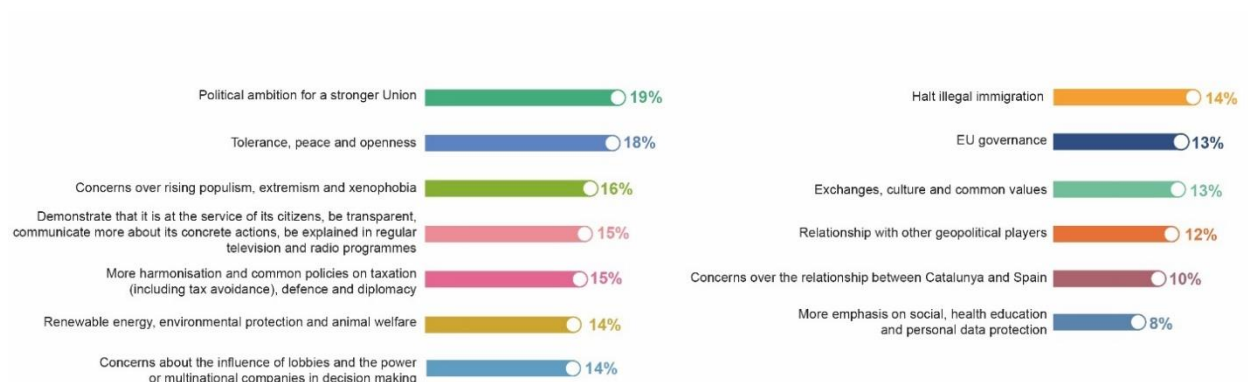
Responses have been categorised into 13 principal thematic groups for analysis.

The most commonly mentioned theme was the expression of **hope for a stronger EU in the future**, with a similar proportion wishing for a **Europe characterised by tolerance, peace and openness**.

Comments also showed a continued concern over **rising populism and extremism**.

A wish was expressed for a more transparent and accountable EU – one which better serves and more effectively communicates with its citizens. A similar proportion expressed a desire for more harmonisation of European policy across Member States – specifically in the areas of taxation, defence policy and diplomacy or foreign affairs.

Main topics mentioned in the consultation (% share of respondents)



Top three topics per country (n= number of responses analysed)

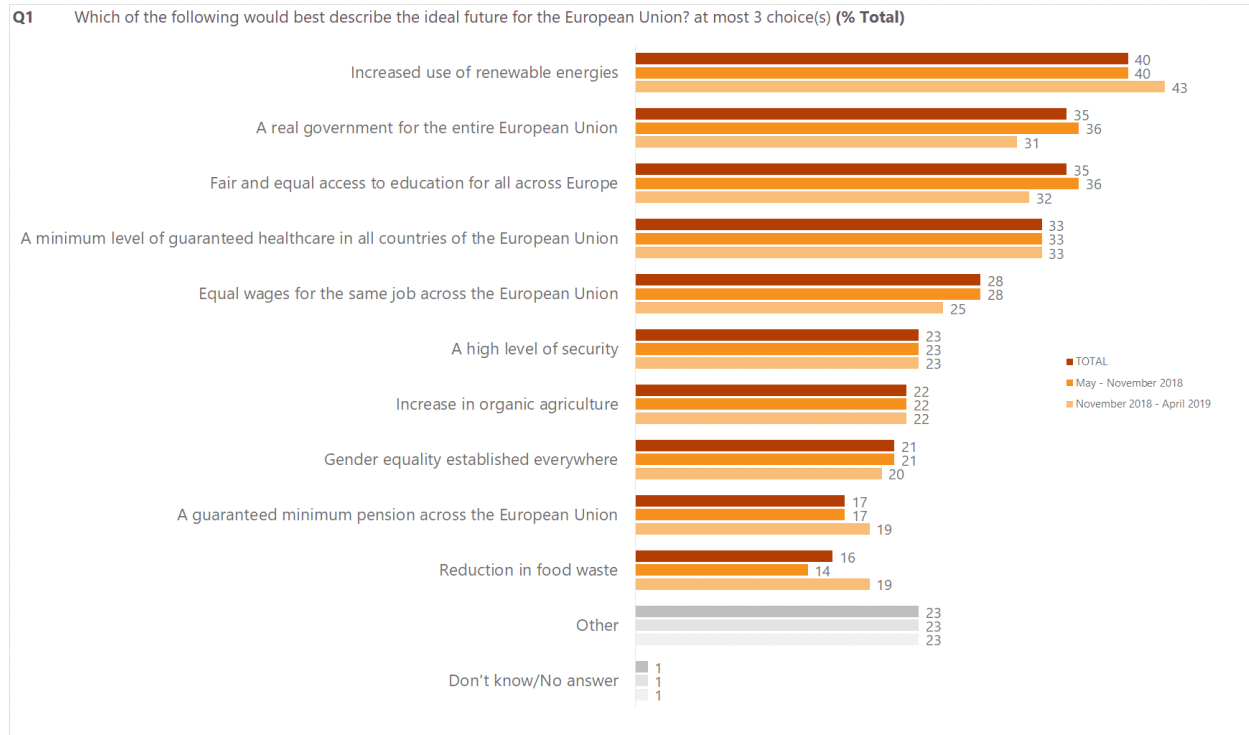
Austria (n=707)	Belgium (n=2805)	Bulgaria (n=372)	Croatia (n=202)
<ol style="list-style-type: none"> 1. Concerns over rising populism, extremism and xenophobia 2. Demonstrate that it is at the service of its citizens, be transparent, communicate more about its concrete actions, be explained in regular television and radio programmes 3. Tolerance, peace and openness 	<ol style="list-style-type: none"> 1. Renewable energy, environmental protection and animal welfare 2. Tolerance, peace and openness 3. Halt illegal immigration 3. Demonstrate that it is at the service of its citizens, be transparent, communicate more about its concrete actions, be explained in regular television and radio programmes 	<ol style="list-style-type: none"> 1. Political ambition for a stronger Union 2. Tolerance, peace and openness 3. More harmonisation and common policies on taxation (including tax avoidance), defence and diplomacy 3. Halt illegal immigration 	<ol style="list-style-type: none"> 1. Concerns over rising populism, extremism and xenophobia 2. Halt illegal immigration 3. Tolerance, peace and openness
Cyprus (n=100)	Czechia (n=513)	Denmark (n=204)	Estonia (n=47)
<ol style="list-style-type: none"> 1. More harmonisation and common policies on taxation (including tax avoidance), defence and diplomacy 1. Political ambition for a stronger Union 2. Tolerance, peace and openness 	<ol style="list-style-type: none"> 1. Concerns over rising populism, extremism and xenophobia 1. Political ambition for a stronger Union 2. Demonstrate that it is at the service of its citizens, be transparent, communicate more, etc. 	<ol style="list-style-type: none"> 1. Concerns over rising populism, extremism and xenophobia 2. Tolerance, peace and openness 3. Demonstrate that it is at the service of its citizens, be transparent, communicate more, etc. 	<ol style="list-style-type: none"> 1. Halt illegal immigration 2. Political ambition for a stronger Union 3. Concerns over rising populism, extremism and xenophobia 3. Demonstrate that it is at the service of its citizens, be transparent, communicate more, etc.
Finland (n=322)	France (n=14514)	Germany (n=6256)	Greece (n=490)
<ol style="list-style-type: none"> 1. Halt illegal immigration 2. Concerns over rising populism, extremism and xenophobia. 3. Demonstrate that it is at the service of its citizens, be transparent, communicate more, etc 	<ol style="list-style-type: none"> 1. Renewable energy, environmental protection and animal welfare 2. Tolerance, peace and openness 3. Concerns about the influence of lobbies, etc. 3. More harmonisation and common policies on taxation (including tax avoidance), defence and diplomacy 	<ol style="list-style-type: none"> 1. Tolerance, peace and openness 2. Concerns over rising populism, extremism and xenophobia 2. Political ambition for a stronger Union 	<ol style="list-style-type: none"> 1. Political ambition for a stronger Union 2. Tolerance, peace and openness 3. More harmonisation and common policies on taxation (including tax avoidance), defence and diplomacy 3. Concerns over rising populism, extremism and xenophobia 3. Demonstrate that it is at the service of its citizens, be transparent, communicate more, etc.
Hungary (n=3856)	Ireland (n=675)	Italy (n=2580)	Latvia (n=74)
<ol style="list-style-type: none"> 1. Political ambition for a stronger Union 2. Halt illegal immigration 2. Concerns over rising populism, extremism and xenophobia 	<ol style="list-style-type: none"> 1. Tolerance, peace and openness 2. Concerns over rising populism, extremism and xenophobia 3. Demonstrate that it is at the service of its citizens, be transparent, communicate more, etc. 	<ol style="list-style-type: none"> 1. Political ambition for a stronger Union 2. Tolerance, peace and openness 3. Concerns over rising populism, extremism and xenophobia 	<ol style="list-style-type: none"> 1. Political ambition for a stronger Union 2. More harmonisation and common policies on taxation (including tax avoidance), defence and diplomacy 3. Demonstrate that it is at the service of its citizens, be transparent, communicate more, etc. 3. Renewable energy, environmental protection and animal welfare 3. Halt illegal immigration 3. Tolerance, peace and openness

Lithuania (n=90)	Luxembourg (n=178)	Malta (n=90)	Netherlands (n=1064)
<p>1. Demonstrate that it is at the service of its citizens, be transparent, communicate more, etc.</p> <p>1. Halt illegal immigration</p> <p>2. Tolerance, peace and openness</p>	<p>1. Tolerance, peace and openness</p> <p>2. Concerns over rising populism, extremism and xenophobia</p> <p>2. Demonstrate that it is at the service of its citizens, be transparent, communicate more, etc.</p>	<p>1. Halt illegal immigration</p> <p>2. Demonstrate that it is at the service of its citizens, be transparent, communicate more, etc.</p> <p>3. Political ambition for a stronger Union</p>	<p>1. Demonstrate that it is at the service of its citizens, be transparent, communicate more, etc.</p> <p>2. Tolerance, peace and openness</p> <p>2. Political ambition for a stronger Union</p>
Poland (n=2132)	Portugal (n=1135)	Romania (n=813)	Slovakia (n=520)
<p>1. Concerns over rising populism, extremism and xenophobia</p> <p>2. Political ambition for a stronger Union</p> <p>3. Halt illegal immigration</p>	<p>1. Tolerance, peace and openness</p> <p>2. Concerns over rising populism, extremism and xenophobia</p> <p>2. Political ambition for a stronger Union</p>	<p>1. Political ambition for a stronger Union</p> <p>2. Concerns over rising populism, extremism and xenophobia</p> <p>3. Tolerance, peace and openness</p>	<p>1. Halt illegal immigration</p> <p>2. Concerns over rising populism, extremism and xenophobia</p> <p>3. Political ambition for a stronger Union</p>
Slovenia (n=157)	Spain (n=3572)	Sweden (n=424)	United Kingdom (n=1061)
<p>1. Tolerance, peace and openness</p> <p>2. Concerns over rising populism, extremism and xenophobia</p> <p>3. Demonstrate that it is at the service of its citizens, be transparent, communicate more, etc.</p>	<p>1. Concerns over the relationship between Catalonia and Spain</p> <p>2. Political ambition for a stronger Union</p> <p>3. Concerns over rising populism, extremism and xenophobia</p>	<p>1. Tolerance, peace and openness</p> <p>2. Concerns over rising populism, extremism and xenophobia</p> <p>3. Halt illegal immigration</p> <p>3. Political ambition for a stronger Union</p>	<p>1. Tolerance, peace and openness</p> <p>2. Political ambition for a stronger Union</p> <p>3. Concerns over rising populism, extremism and xenophobia</p>

2. Closed-ended questions

2.1 Ideal future for the European Union

An overview of the current results shows that the top three items chosen by respondents are: **increasing the use of renewable energy** (40%), followed by a **real government for the entire European Union** and **fair and equal access to education for all across Europe** (both 35%). Overall, these results confirm the strength of concerns about climate change and the environment, and a focus on education and its impact on future generations, which is reflected in the results of other questions in the consultation. This trend has remained stable since May 2018.



Q1 Which of the following would best describe the ideal future for the European Union? at most 3 choice(s) (%)

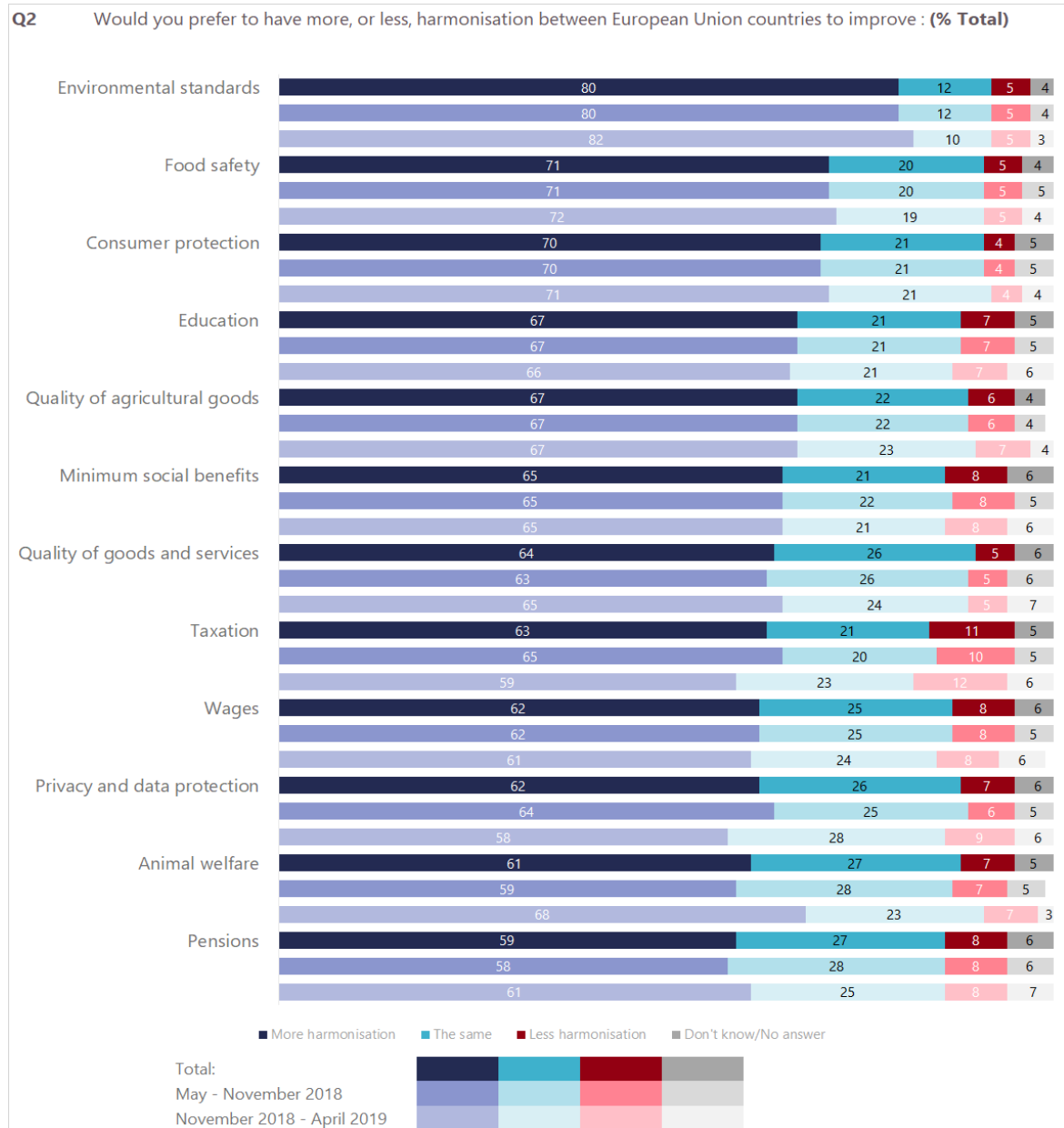
		Increased use of renewable energies	Fair and equal access to education for all across Europe	A real government for the entire European Union	A minimum level of guaranteed healthcare in all countries of the European Union	Equal wages for the same job across the European Union	A high level of security	Increase in organic agriculture	Gender equality established everywhere	A guaranteed minimum pension across the European Union	Reduction in food waste	Other
All Participants		40	35	35	33	28	23	22	21	17	16	23
BE		45	26	29	28	21	19	38	21	17	24	24
BG		30	34	42	35	36	29	12	8	27	11	17
CZ		22	27	26	20	22	32	12	9	12	18	40
DK		57	37	30	32	16	28	21	14	11	17	27
DE		43	47	39	29	19	23	23	21	14	17	23
EE		46	25	29	29	29	37	19	15	11	17	29
IE		49	41	20	54	12	15	13	22	19	19	21
EL		31	32	45	46	37	30	8	11	30	8	15
ES		41	37	37	40	30	12	7	28	31	7	28
FR		41	29	34	32	24	18	38	26	12	17	26
HR		29	37	23	40	46	25	13	15	35	13	16
IT		43	37	60	35	29	17	8	22	15	12	16
CY		36	28	36	54	23	43	13	13	24	13	10
LV		27	34	19	37	37	36	17	12	27	21	20
LT		37	29	34	29	40	36	9	13	33	13	16
LU		45	37	41	37	12	27	19	17	18	17	22
HU		39	41	34	29	48	35	9	12	19	12	19
MT		46	29	19	34	24	35	19	12	31	22	22
NL		49	36	32	32	17	24	16	18	10	15	28
AT		43	41	41	31	19	24	22	21	14	18	23
PL		38	26	25	32	38	37	11	19	24	21	23
PT		41	42	27	46	32	21	13	18	24	13	19
RO		28	39	47	40	36	29	11	8	21	13	14
SI		43	30	27	37	32	30	23	17	26	18	23
SK		24	20	15	25	58	43	19	4	36	18	22
FI		49	41	22	37	10	38	11	25	10	19	26
SE		52	36	23	31	11	25	20	26	10	16	26
UK		39	35	23	42	15	22	11	18	16	13	28

- 1st MOST FREQUENTLY MENTIONED ITEM
- 2nd MOST FREQUENTLY MENTIONED ITEM
- 3rd MOST FREQUENTLY MENTIONED ITEM

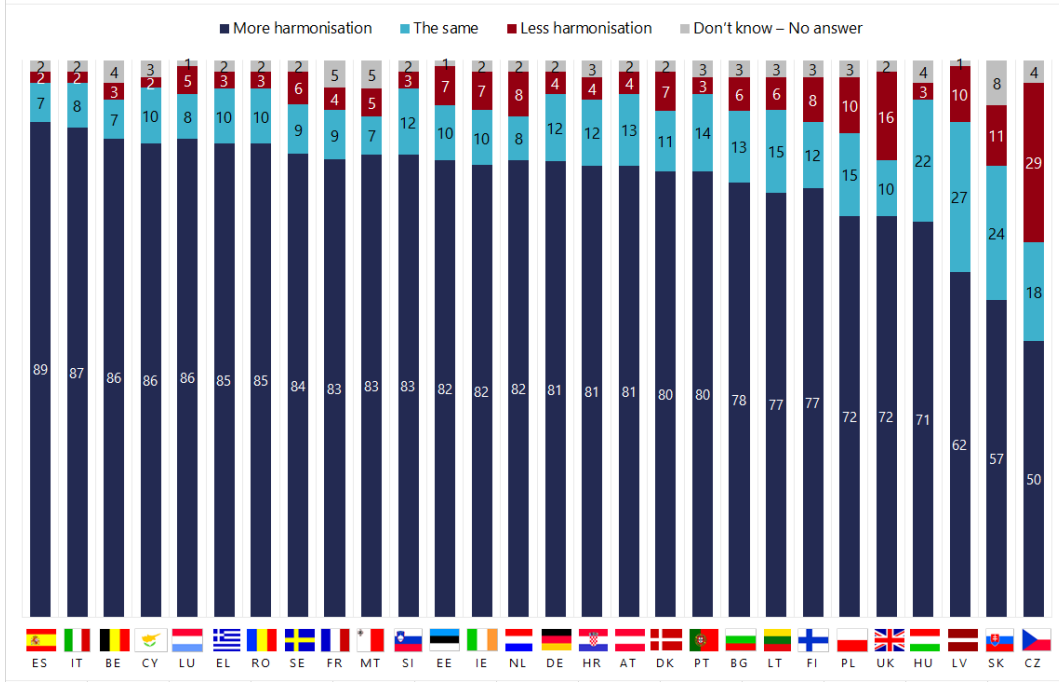
Citizens' Consultation:
May 2018 -April 2019

2.2 Harmonisation

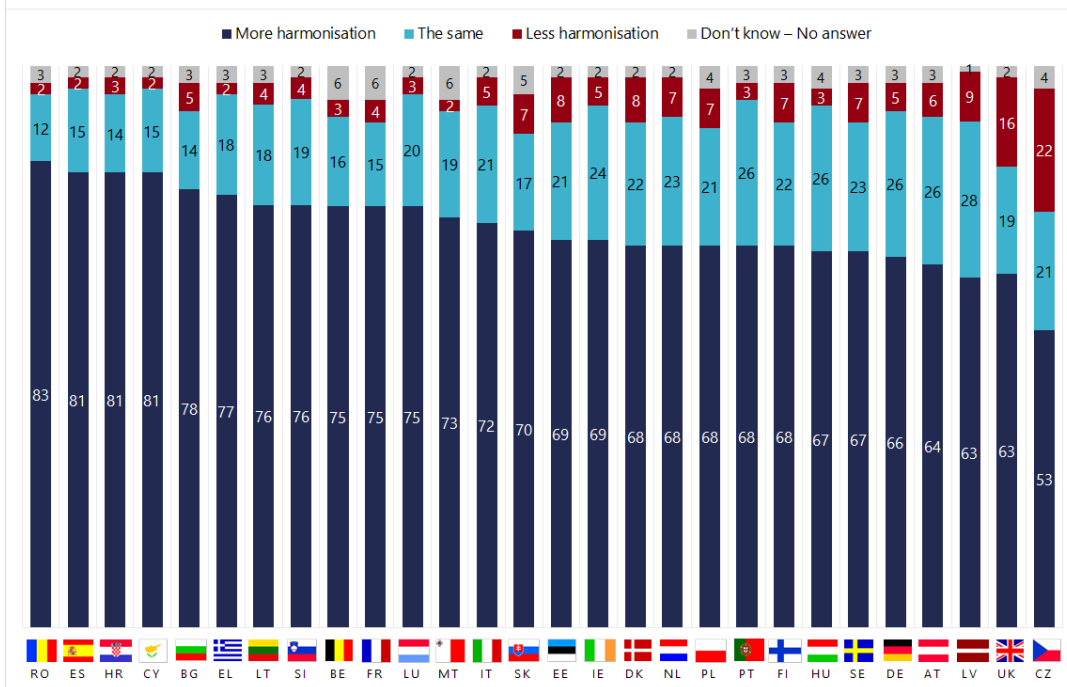
Generally speaking, **a large majority of participants in the consultation still support more harmonisation in all the areas proposed**, but to varying extents. **Environmental standards** are chosen by 80% of respondents, again reflecting concerns about the environment. Just over seven in ten participants (71%) cite **food safety**, followed by more harmonisation in **consumer protection** (70%). More than 60% of participants support more harmonisation between EU countries in all the other areas, except for **pensions** (59%).



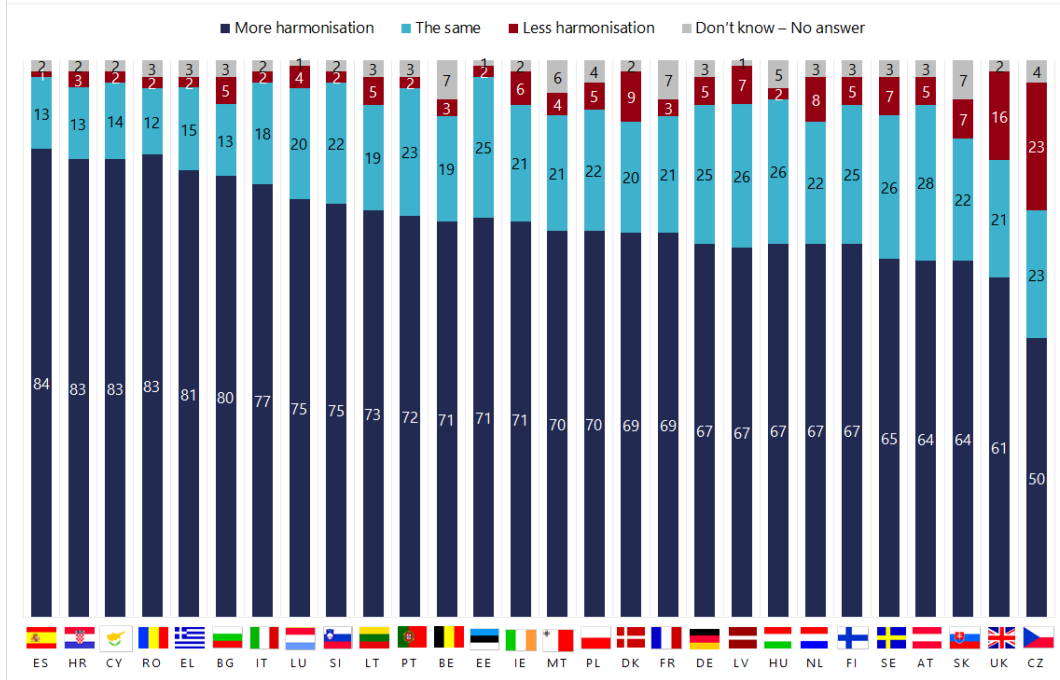
Q2.06 Would you prefer to have more, or less, harmonisation between European Union countries to improve : Environmental standards (%)



Q2.02 Would you prefer to have more, or less, harmonisation between European Union countries to improve : Food safety (%)

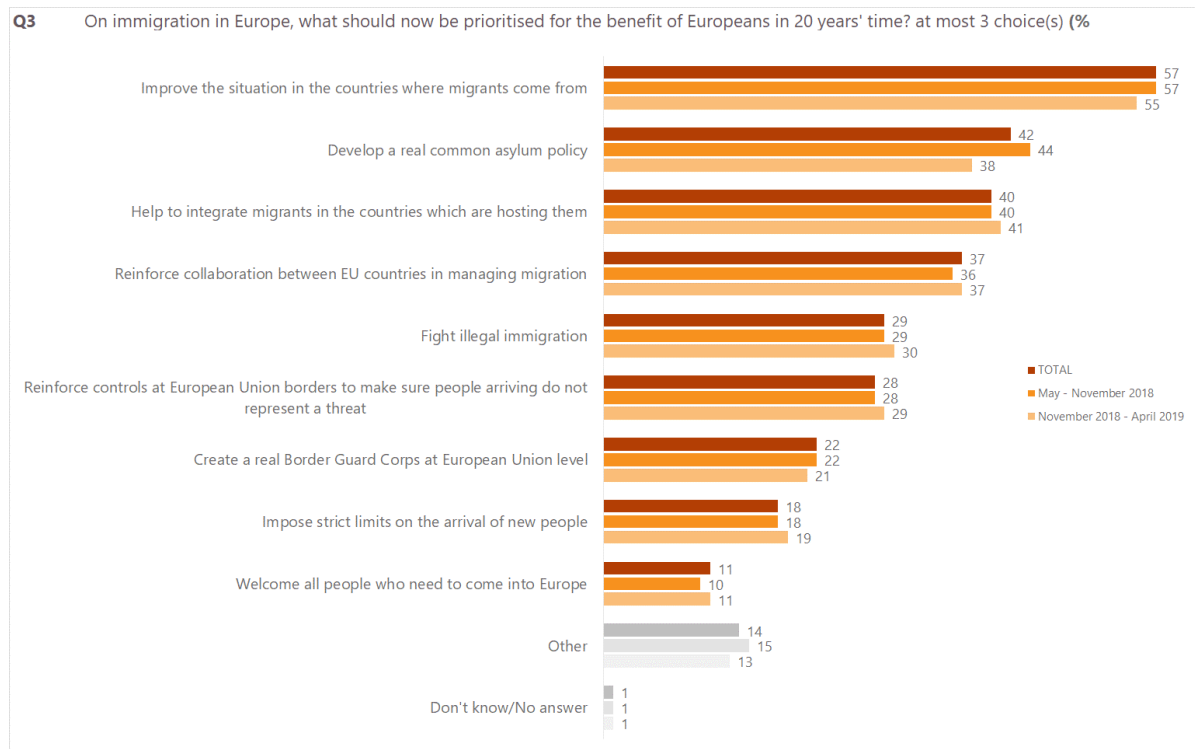


Q2.01 Would you prefer to have more, or less, harmonisation between European Union countries to improve : Consumer protection (%)































2.3 Immigration

Three in five participants say that the first immigration priority should be to **improve the situation in the countries where migrants come from** (57%), followed by **developing a real common asylum policy** (42%). These items are again followed by **helping to integrate migrants in the countries which are hosting them** (40%), cited by two in five participants. Some of the items that follow suggest a more coercive way of addressing migration in Europe. The way in which the answers are grouped reflects the polarisation of respondents' views of this topics.



Q3 On immigration in Europe, what should now be prioritised for the benefit of Europeans in 20 years' time? at most 3 choice(s) (%)

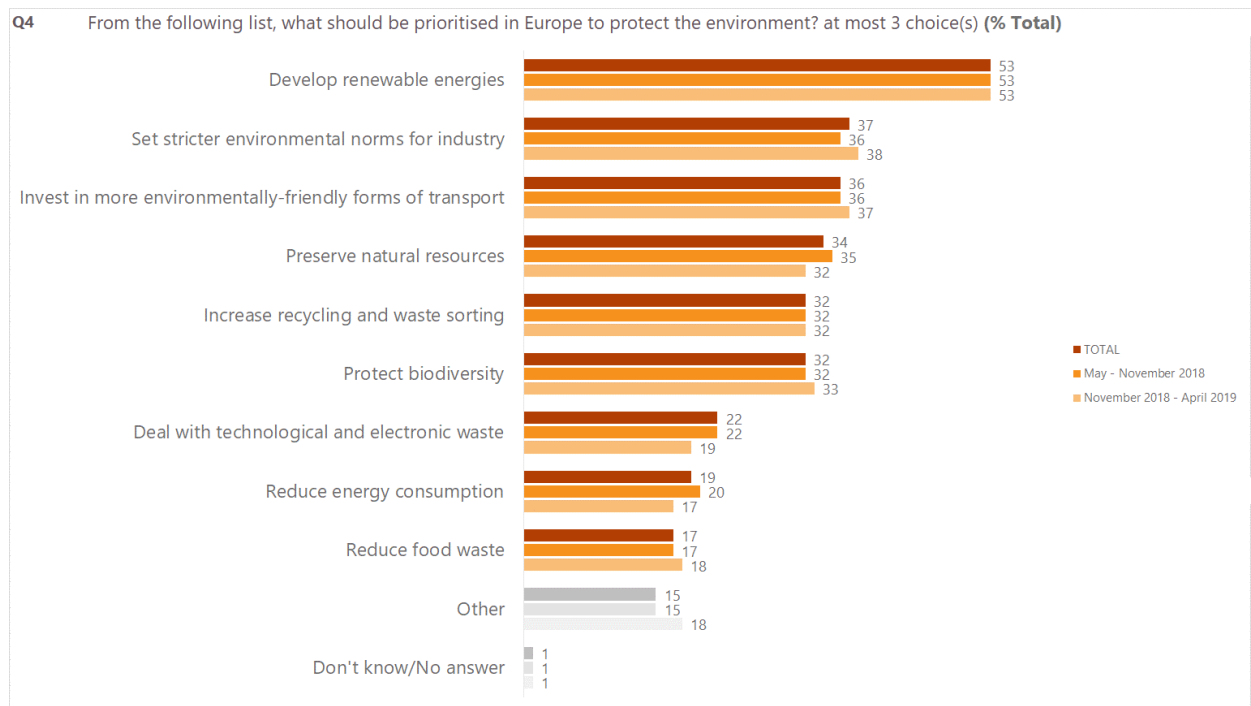
	Improve the situation in the countries where migrants come from	Develop a real common asylum policy	Help to integrate migrants in the countries which are hosting them	Reinforce collaboration between EU countries in managing migration	Fight illegal immigration	Reinforce controls at European Union borders to make sure people arriving do not represent a threat	Create a real Border Guard Corps at European Union level	Impose strict limits on the arrival of new people	Welcome all people who need to come into Europe	Other
All Participants	57	42	40	37	29	28	22	18	11	14
BE 	61	41	40	33	28	24	17	23	11	14
BG 	42	21	27	24	48	49	39	33	4	12
CZ 	45	23	23	16	51	42	30	28	5	24
DK 	53	44	40	41	26	23	28	18	12	15
DE 	61	59	43	35	26	23	20	11	13	15
EE 	51	19	37	29	37	46	30	15	12	16
IE 	56	39	45	36	24	29	19	18	15	12
EL 	45	32	32	39	35	32	39	22	10	10
ES 	63	48	50	39	19	18	13	9	20	13
FR 	60	44	44	40	23	24	19	17	12	16
HR 	53	27	43	31	35	41	23	22	9	11
IT 	45	54	45	58	24	18	24	11	9	11
CY 	50	34	30	35	32	40	34	25	9	10
LV 	48	24	32	21	52	42	25	28	6	12
LT 	35	25	32	29	50	42	35	23	10	8
LU 	59	44	37	42	29	26	22	15	14	13
HU 	57	33	27	28	40	39	31	31	1	15
MT 	56	28	31	35	46	39	20	26	3	18
NL 	47	43	36	34	31	23	26	26	11	17
AT 	60	54	45	30	29	25	25	13	10	19
PL 	50	30	38	31	43	45	27	17	6	13
PT 	57	36	44	46	27	34	17	13	11	11
RO 	45	24	33	30	40	45	32	25	6	9
SI 	63	35	39	34	30	32	28	22	6	18
SK 	46	13	13	10	63	54	36	46	1	21
FI 	59	37	44	31	33	33	21	22	7	15
SE 	43	43	50	44	21	23	20	16	19	12
UK 	50	32	40	34	32	32	17	23	13	16

1st MOST FREQUENTLY MENTIONED ITEM
 2nd MOST FREQUENTLY MENTIONED ITEM
 3rd MOST FREQUENTLY MENTIONED ITEM





























Citizens' Consultation:
 May 2018 -April 2019

2.4 Environment

In the current results, **developing renewable energies** still leads the ranking of priority measures to protect the environment, and is cited by more than half of participants (53%), probably including those respondents who call for the increased use of renewable energies in their ideal future Europe. This topic is followed by a group of five items, all cited by around a third of participants: setting stricter environmental norms for industry (37%) investing in more environmentally-friendly forms of transport (36%), preserving natural resources (34%), and protecting biodiversity and increasing recycling and waste-sorting (both 32%). These answers indicate strong concerns about legislation on citizens and industries. They also indicate an increasing worry about the loss of natural resources and biodiversity.



Q4 From the following list, what should be prioritised in Europe to protect the environment? at most 3 choice(s) (%)

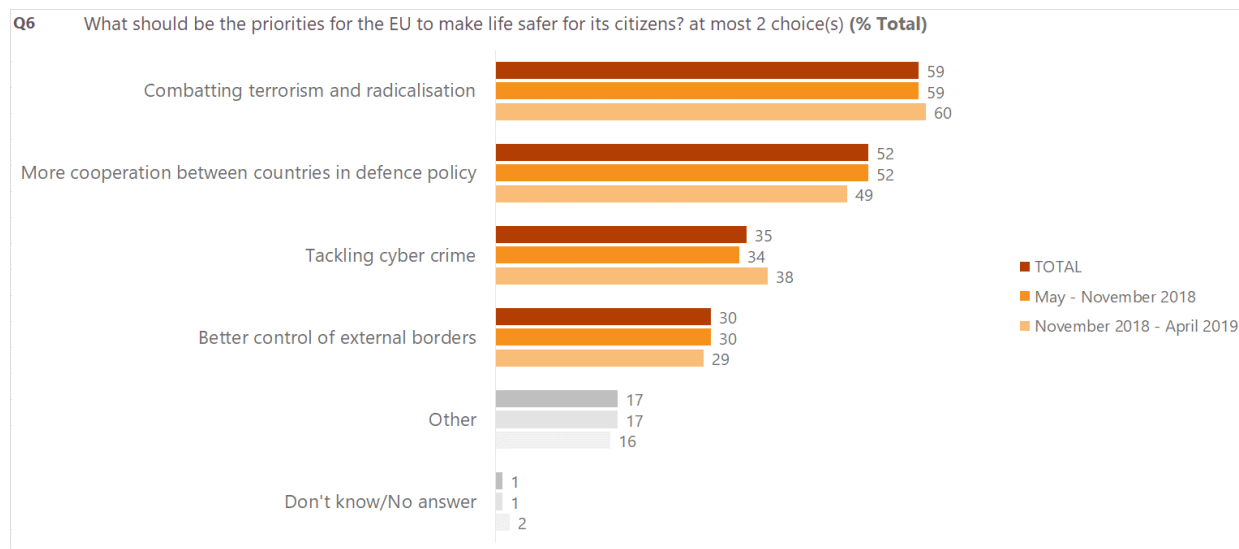
		Develop renewable energies	Set stricter environmental norms for industry	Invest in more environmentally friendly forms of transport	Preserve natural resources	Protect biodiversity	Increase recycling and waste sorting	Deal with technological and electronic waste	Reduce energy consumption	Reduce food waste	Other
All Participants		53	37	36	34	32	32	22	19	17	15
BE		47	43	34	31	47	23	19	17	18	24
BG		51	32	46	33	25	48	14	14	16	12
CZ		34	19	28	30	26	34	16	18	23	27
DK		58	45	43	23	33	27	12	19	15	15
DE		50	38	48	35	30	25	19	21	19	14
EE		54	31	47	22	33	45	12	12	22	15
IE		59	37	41	26	34	30	10	21	18	14
EL		66	40	35	34	22	43	12	21	15	7
ES		72	36	36	36	26	27	22	18	11	12
FR		45	40	30	37	44	26	29	22	13	20
HR		58	32	36	46	25	49	10	13	20	12
IT		58	34	46	31	25	43	15	21	15	10
CY		63	41	42	32	26	39	10	20	16	4
LV		48	25	45	27	31	46	14	16	26	10
LT		63	33	44	28	21	45	15	12	17	10
LU		57	41	33	37	29	28	15	23	17	15
HU		65	31	34	35	19	47	16	20	23	10
MT		55	43	49	31	28	31	12	13	19	16
NL		59	46	40	22	29	29	12	19	13	17
AT		50	33	45	33	32	27	22	23	20	16
PL		57	25	30	29	18	42	38	17	28	12
PT		57	43	42	40	30	30	15	13	18	10
RO		55	35	42	31	29	52	12	11	21	7
SI		58	45	36	38	29	35	11	15	20	19
SK		39	25	34	47	26	50	13	13	31	15
FI		51	37	33	25	34	45	18	18	16	19
SE		60	43	43	22	31	31	12	20	14	16
UK		53	30	37	26	28	30	13	21	16	17

- 1st MOST FREQUENTLY MENTIONED ITEM
- 2nd MOST FREQUENTLY MENTIONED ITEM
- 3rd MOST FREQUENTLY MENTIONED ITEM





























Citizens' Consultation:
May 2018 -April 2019

2.5 A safer life

Just under six in ten participants say the main priority for making life safer for EU citizens is **combatting terrorism and radicalisation** (59%). Interestingly, when respondents were asked to identify the main risks and threats for the EU, terrorism was down in sixth place, with political extremism in first. This item is followed by **more cooperation between countries in defence policy**, chosen by more than half of respondents (52%). This suggests a desire for more harmonisation in security within the EU.



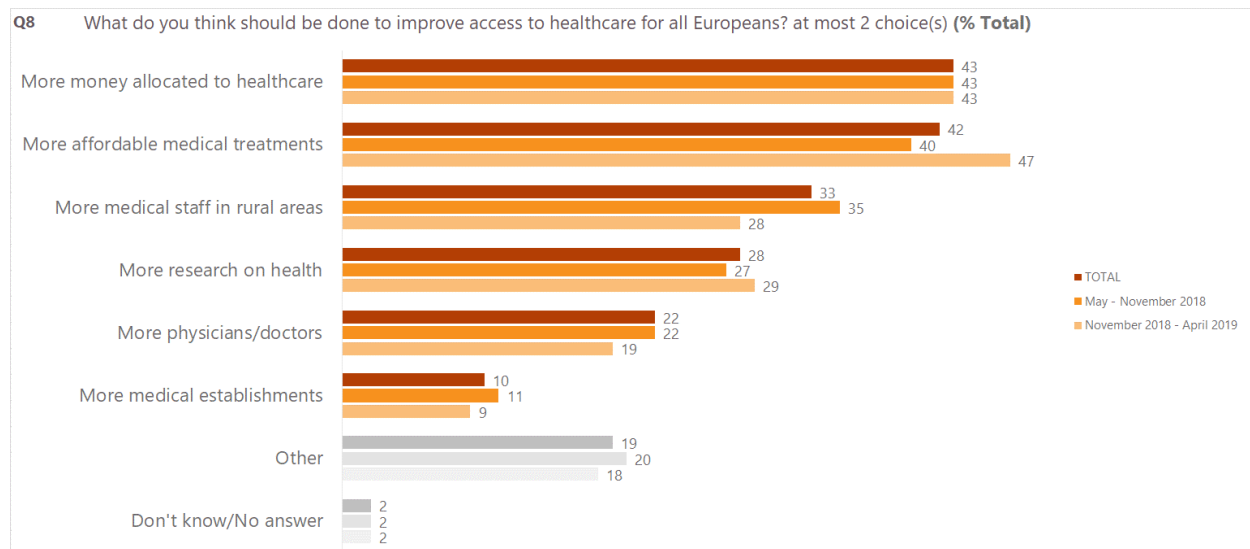
Q6 What should be the priorities for the EU to make life safer for its citizens? at most 2 choice(s) (%)

		Combating terrorism and radicalisation	More cooperation between countries in defence policy	Tackling cyber crime	Better control of external borders	Other
All Participants		59	52	35	30	17
BE		61	45	38	28	16
BG		61	51	24	46	15
CZ		51	37	21	54	28
DK		47	50	46	31	16
DE		53	52	39	27	21
EE		48	51	30	43	19
IE		62	36	44	29	19
EL		52	61	21	48	11
ES		64	53	35	16	20
FR		60	55	37	23	17
HR		67	44	27	40	15
IT		51	70	32	23	13
CY		56	61	25	42	5
LV		57	50	31	43	12
LT		52	56	31	45	13
LU		60	55	33	25	18
HU		68	49	25	46	12
MT		69	35	34	42	13
NL		43	50	46	31	19
AT		55	47	38	31	20
PL		67	42	46	35	14
PT		62	60	37	25	12
RO		68	56	25	37	9
SI		55	48	32	38	22
SK		55	34	17	70	23
FI		62	44	34	35	22
SE		59	42	36	28	19
UK		62	38	37	34	19





























1st MOST FREQUENTLY MENTIONED ITEM	Citizens' Consultation: May 2018 - April 2019
2nd MOST FREQUENTLY MENTIONED ITEM	
3rd MOST FREQUENTLY MENTIONED ITEM	

2.6 Healthcare

In the current results, the first two items still relate to the **financial side of healthcare**: 43% of participants think that more money should be allocated to healthcare, and 42% that there should be more affordable medical treatments. These items are followed by **more medical staff in rural areas**, cited by just over a third of participants (33%), suggesting concerns over medical deserts.



Q8 What do you think should be done to improve access to healthcare for all Europeans? at most 2 choice(s) (%)

		More money allocated to healthcare	More affordable medical treatments	More medical staff in rural areas	More research on health	More physicians/doctors	More medical establishments	Other
All Participants		43	42	33	28	22	10	19
BE		41	59	25	26	12	5	19
BG		32	61	25	41	13	6	15
CZ		23	27	22	34	23	5	28
DK		37	36	22	36	20	8	19
DE		32	40	47	29	21	8	22
EE		41	40	13	42	16	2	21
IE		31	58	23	26	26	10	22
EL		55	55	26	30	9	10	10
ES		57	33	14	52	14	14	15
FR		38	36	50	19	26	13	22
HR		44	59	26	29	19	8	17
IT		54	41	15	45	13	12	12
CY		49	64	18	33	10	10	11
LV		47	58	25	32	13	5	18
LT		48	46	16	45	17	7	18
LU		36	43	32	38	20	10	17
HU		68	38	27	14	28	9	17
MT		43	63	13	36	12	8	17
NL		26	59	15	39	10	4	29
AT		33	41	36	34	18	9	20
PL		50	46	19	27	28	9	18
PT		39	53	33	32	21	8	14
RO		41	58	26	32	16	15	12
SI		43	46	19	31	27	9	20
SK		42	41	24	31	25	12	23
FI		38	48	18	36	20	5	20
SE		43	34	24	34	20	8	18
UK		43	39	18	28	24	8	24

1st MOST FREQUENTLY MENTIONED ITEM

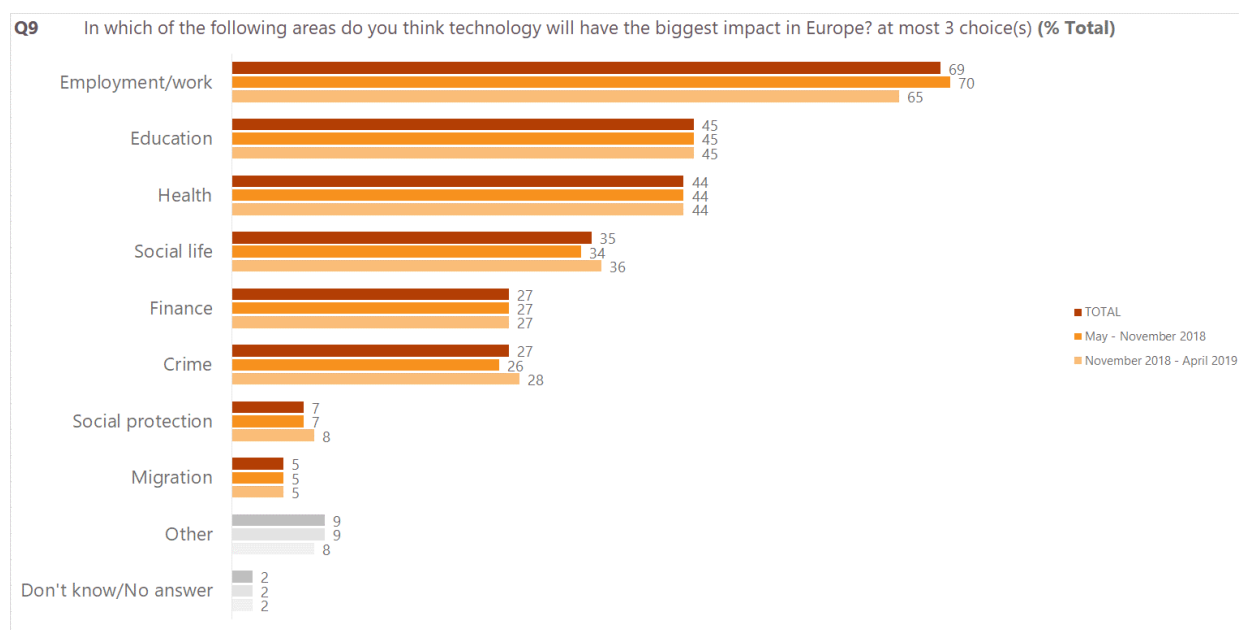
2nd MOST FREQUENTLY MENTIONED ITEM

3rd MOST FREQUENTLY MENTIONED ITEM

Citizens' Consultation:
May 2018 -April 2019

2.7 Technology

When asked which areas will be the most impacted by technology, respondents still cite one item more than the others: just under seven in ten participants (69%) believe **employment and work** will be the area that is most affected. This item is followed by **education** and **health** with similar scores (45% and 44% respectively). For these and the rest of items, it is important to note that that the question did not ask whether these impacts would be positive or negative. The results indicate that the last items might not have an evident link to technology with these items.



Q9 In which of the following areas do you think technology will have the biggest impact in Europe? at most 3 choice(s) (%)

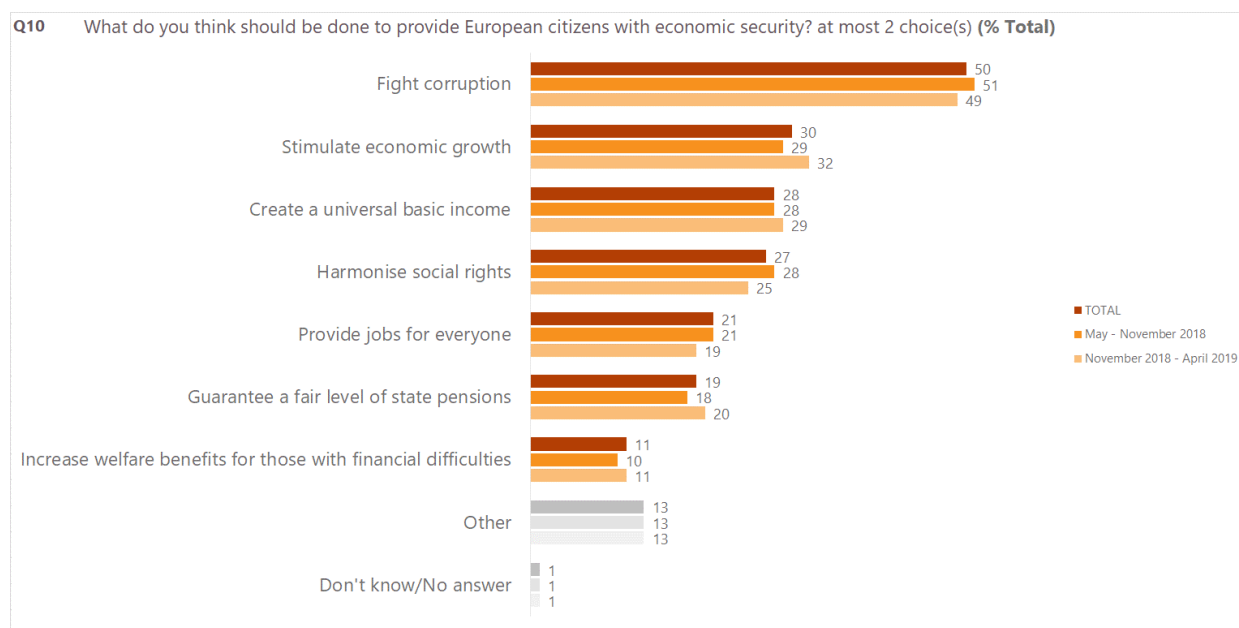
		Employment/work	Education	Health	Social life	Finance	Crime	Social protection	Migration	Other
All Participants		69	45	44	35	27	27	7	5	9
BE		64	38	44	32	23	31	9	5	9
BG		66	61	52	28	31	26	7	5	6
CZ		63	39	35	31	24	19	6	7	13
DK		63	44	41	31	33	29	10	4	13
DE		80	41	33	44	27	27	6	4	9
EE		78	46	39	37	21	19	6	5	15
IE		70	47	40	31	28	32	8	7	7
EL		68	53	45	31	37	22	11	5	4
ES		69	54	47	37	25	20	9	3	7
FR		66	42	49	29	23	29	8	5	11
HR		62	61	46	38	30	26	4	7	7
IT		72	46	49	41	29	22	9	4	6
CY		56	51	46	38	34	32	9	8	5
LV		61	55	39	34	42	24	9	6	4
LT		69	49	44	40	39	22	9	5	6
LU		75	45	43	28	32	26	7	4	8
HU		73	55	43	35	31	22	6	7	6
MT		59	47	37	29	40	36	8	7	4
NL		67	36	44	42	23	29	10	5	11
AT		80	40	36	43	27	26	5	4	8
PL		62	47	48	37	35	31	5	6	7
PT		72	51	48	35	25	29	9	4	6
RO		63	61	52	33	29	21	6	6	5
SI		69	48	37	42	31	18	9	6	7
SK		73	43	37	31	28	28	10	6	7
FI		72	43	43	37	30	23	5	6	9
SE		66	40	41	35	27	22	9	3	10
UK		64	42	35	30	26	35	8	7	11

1st MOST FREQUENTLY MENTIONED ITEM
 2nd MOST FREQUENTLY MENTIONED ITEM
 3rd MOST FREQUENTLY MENTIONED ITEM





























Citizens' Consultation:
 May 2018 -April 2019

2.8 Economic security

Half of participants (50%) say that **fighting corruption** is the main key to providing citizens with economic security. This is still a striking result compared with the response rate for the other items, and suggests that participants are exceptionally concerned over the issue of corruption. Stimulating economic growth (30%) is in second position, followed by creating a universal basic income (28%) and harmonising social rights and (27%), reflecting recent debates in several EU countries.



Q10 What do you think should be done to provide European citizens with economic security?
at most 2 choice(s) (%)

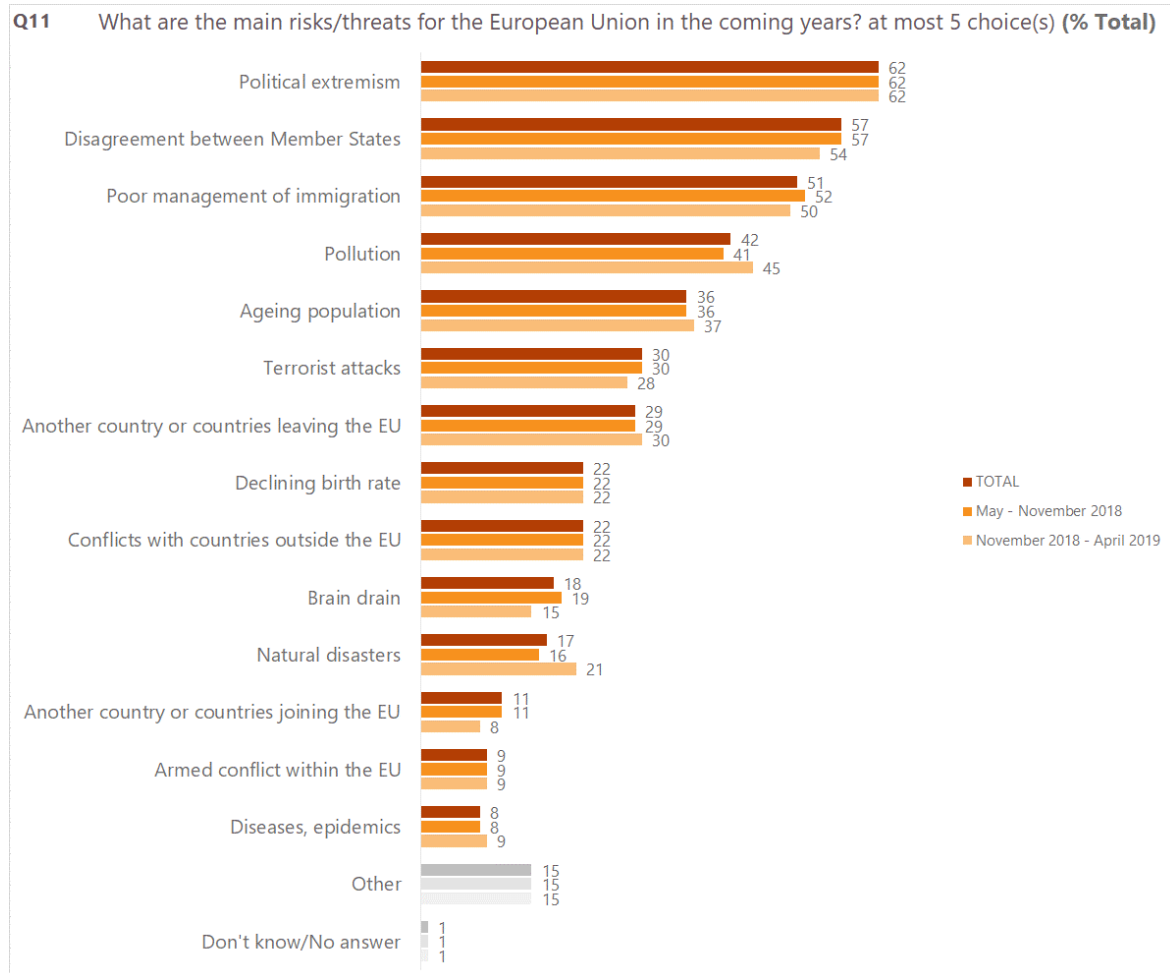
	Fight corruption	Stimulate economic growth	Create a universal basic income	Harmonise social rights	Provide jobs for everyone	Guarantee a fair level of state pensions	Increase welfare benefits for those with financial difficulties	Other
All Participants	50	30	28	27	21	19	11	13
BE 	46	22	31	30	18	24	11	13
BG 	69	43	26	14	13	18	4	11
CZ 	53	32	15	15	9	16	2	31
DK 	56	33	27	20	16	14	16	16
DE 	52	17	35	27	17	25	12	13
EE 	43	39	33	21	11	15	13	17
IE 	42	37	38	21	15	22	7	14
EL 	48	39	29	17	32	18	8	7
ES 	59	28	28	23	21	21	12	11
FR 	44	26	30	38	23	15	10	15
HR 	56	39	30	14	29	19	4	11
IT 	51	47	16	29	25	10	16	8
CY 	56	35	26	16	28	20	13	5
LV 	55	39	25	17	19	19	10	9
LT 	45	42	34	26	11	26	7	8
LU 	47	34	27	22	23	18	14	12
HU 	65	34	19	17	26	19	11	11
MT 	57	35	24	10	19	33	8	9
NL 	47	30	36	24	13	15	11	17
AT 	53	23	33	26	19	17	15	15
PL 	39	51	27	21	14	28	7	13
PT 	58	38	24	29	20	14	9	9
RO 	71	47	23	15	17	14	4	8
SI 	49	30	39	20	24	21	7	15
SK 	59	23	35	16	18	28	5	14
FI 	55	29	34	16	26	11	11	16
SE 	52	30	32	21	15	14	16	11
UK 	45	34	32	18	12	18	8	19

- 1st MOST FREQUENTLY MENTIONED ITEM
- 2nd MOST FREQUENTLY MENTIONED ITEM
- 3rd MOST FREQUENTLY MENTIONED ITEM

Citizens' Consultation:
May 2018 -April 2019

2.9 Risks

More than three in five participants (62%) still see **political extremism** as the main risk to the EU in the coming years, the same percentage obtained in November 2018. It is likely that some participants had the forthcoming May 2019 European elections in mind, when giving this answer. It is again followed by disagreement between Member States (57%) and poor management of immigration (51%). The rest of the results seem to indicate concerns about ongoing Brexit negotiations, terrorism and issues related to humanity (ageing population, pollution, etc.).



Q11 What are the main risks/threats for the European Union in the coming years? at most 5 choice(s) (%)

		Political extremism	Disagreement between Member States	Poor management of immigration	Pollution	Ageing population	Terrorist attacks	Another country or countries leaving the EU	Conflicts with countries outside the EU	Declining birth rate	Brain drain	Natural disasters	Another country or countries joining the EU	Armed conflict within the EU	Diseases, epidemics	Other
All Participants		62	57	51	42	36	30	29	22	22	18	17	11	9	8	15
BE		58	53	55	52	27	29	23	21	10	13	26	15	10	7	14
BG		52	54	58	34	48	32	27	29	39	20	13	4	6	8	13
CZ		48	49	54	19	33	31	25	20	26	13	8	7	10	6	31
DK		68	57	57	38	35	18	34	27	16	8	12	12	6	8	21
DE		72	67	42	42	34	18	37	31	13	15	13	16	8	6	17
EE		59	55	54	28	39	33	22	31	22	16	22	6	5	12	16
IE		68	45	50	38	37	26	41	21	23	6	17	10	7	9	16
EL		58	55	60	28	48	30	26	25	42	17	16	8	7	6	10
ES		66	51	50	38	47	34	22	14	31	18	8	4	9	6	19
FR		62	57	46	50	22	33	27	23	11	21	23	14	10	9	15
HR		63	45	56	33	49	38	18	17	42	20	21	3	7	9	12
IT		62	69	61	44	43	18	35	16	28	14	23	7	6	5	8
CY		58	48	61	36	33	34	28	28	27	14	18	15	8	8	7
LV		44	47	56	30	44	35	23	31	48	21	10	7	11	9	11
LT		51	54	63	26	44	34	34	37	38	17	6	10	5	8	10
LU		73	60	47	41	38	24	31	22	17	12	16	16	11	8	14
HU		58	52	68	34	60	36	25	16	43	24	7	4	6	7	13
MT		62	55	67	45	35	37	37	15	29	12	12	9	6	4	17
NL		61	54	55	37	29	19	29	25	16	10	14	20	6	7	23
AT		70	65	51	38	35	17	33	22	17	17	16	12	7	4	19
PL		63	57	49	38	51	35	35	20	30	21	15	2	8	12	13
PT		67	53	48	38	57	35	29	18	44	12	20	5	7	7	10
RO		65	60	51	32	41	35	35	23	38	17	10	2	8	8	9
SI		67	54	60	38	47	23	23	16	24	15	21	7	9	6	14
SK		38	40	73	27	34	48	18	25	36	18	10	20	17	14	23
FI		59	53	64	35	39	31	25	24	20	10	19	9	9	11	21
SE		68	55	56	36	22	27	32	22	11	9	21	7	7	10	17
UK		61	45	50	31	36	31	37	26	15	7	11	11	8	11	21

1st MOST FREQUENTLY MENTIONED ITEM

2nd MOST FREQUENTLY MENTIONED ITEM

3rd MOST FREQUENTLY MENTIONED ITEM

Citizens' Consultation:
May 2018 -April 2019

Profile of respondents to the online consultation

The online consultation is open to all. A number of organisations, starting from the European Commission and its national Representations to different interest organisations, publicised this consultation with the aim of encouraging citizens to give their opinions.

The analysis below shows the profile of respondents in the dataset used for the analysis of closed-ended questions.

There were substantial differences in the level of take-up of the consultation across EU countries.

France	24429
Germany	11406
Hungary	8367
Spain	6008
Italy	5063
Belgium	5061
Poland	4733
Portugal	2325
Romania	1719
Netherlands	1650
United Kingdom	1605
Austria	1273
Ireland	1182
Greece	1102
Slovakia	922
Czechia	845
Sweden	811
Bulgaria	810
Finland	590
Croatia	498
Denmark	384
Luxembourg	356
Slovenia	275
Cyprus	221
Lithuania	192
Malta	187
Latvia	170
Estonia	83
<i>Non EU countries</i>	788
<i>Not specified</i>	2928

The table below presents the profile in terms of gender and age of citizens responding to the consultation compared with the EU population.

	EU Population	Online consultation*
Gender		
Male	48%	65%
Female	52%	35%
Age		
-15	15%	0%
15-24	11%	16%
25-39	20%	29%
40-54	22%	29%
55+	32%	26%

* Note that some participants did not give their gender or age.

The results are among those who gave a response.

Methodology used for the open-ended questions

The open-ended questions were analysed using text-mining techniques. The following process was used for the analysis of these questions:

- Respondents were able to submit responses in all EU languages. Prior to the submission of the datafiles to Kantar Public, the European Commission carried out an automatic translation of all responses into English;
- For the purposes of the analysis, the text has undergone a series of linguistic treatments to enable the analysis. To identify the clusters of themes in each of the open-ended questions, Latent Dirichlet allocation was used as a topic-modelling technique. In this approach every contribution is allocated to one or several topics. Topics are identified based on associations of key words in the corpus of text. The allocation of verbatims to topics was reviewed by the research team on a sample of 100 verbatims per topic. Refinements to the allocation of keywords to topics were subsequently proposed.

The resulting analysis allocates each response to several topics. While there is a high degree of accuracy in the allocation of verbatims to topics, this process is not flawless and a small number of responses may be allocated to a topic by error. Subsequently, though the analysis uses percentages to show the share of responses that addressed a given topic, these percentages should be considered as an indication of scale, rather than as absolute values.