



















SURE

DISBURSEMENTS UNDER VARIOUS BOND MATURITIES

	1 st EU SURE issuance Issuance: 20.10.2020 Disbursement: 27.10.2020			2 nd EU SURE issuance Issuance: 10.11.2020 Disbursement: 17.11.2020			3 rd EU SURE issuance Issuance: 24.11.2020 Disbursement: 01.12.2020		4 th EU SURE issuance Issuance: 26.01.2021 Disbursement: 02.02.2021			TOTAL
	10 years	20 years	Total	5 years	30 years	Total	15 years	Total	7 years	30 years	Total	
 Belgium	-	-	-	-	-	-	2.00	2.00	1.30	0.700	2.00	4.00
 Bulgaria	-	-	-	-	-	-	-	-	-	-	-	-
 Czechia	-	-	-	-	-	-	-	-	-	-	-	-
 Ireland	-	-	-	-	-	-	-	-	-	-	-	-
 Greece	-	-	-	1.00	1.00	2.00	-	-	0.73	-	0.73	2.73
 Spain	3.50	2.50	6.00	2.85	1.15	4.00	-	-	-	1.03	1.03	11.03
 Croatia	-	-	-	0.34	0.17	0.51	-	-	-	-	-	0.51
 Italy	5.50	4.50	10.00	3.10	3.40	6.50	-	-	4.45	-	4.45	20.95
 Cyprus	-	-	-	0.15	0.10	0.25	-	-	0.16	0.07	0.23	0.48
 Latvia	-	-	-	0.08	0.04	0.12	-	-	0.04	0.03	0.07	0.19
 Lithuania	-	-	-	0.20	0.10	0.30	-	-	-	-	-	0.30
 Hungary	-	-	-	-	-	-	0.20	0.20	0.20	0.10	0.30	0.50
 Malta	-	-	-	0.08	0.04	0.12	-	-	-	-	-	0.12
 Poland	1.00	-	1.00	-	-	-	-	-	2.60	1.68	4.28	5.28
 Portugal	-	-	-	-	-	-	3.00	3.00	-	-	-	3.00
 Romania	-	-	-	-	-	-	3.00	3.00	-	-	-	3.00
 Slovenia	-	-	-	0.20	-	0.20	-	-	0.52	0.39	0.91	1.11
 Slovakia	-	-	-	-	-	-	0.30	0.30	-	-	-	0.30
TOTAL	10.00	7.00	17.00	8.00	6.00	14.00	8.5	8.5	10.00	4.00	14.00	53.5

(In EUR billion, current prices)

The table contains the Member States for which financial support has been approved or already provided.

So far, a total of €90.3 billion have been approved in financial support to 18 Member States under SURE.