



European  
Commission

ISSN 2599-6312

# DRAFT GENERAL BUDGET OF THE EUROPEAN UNION

---

Working Document Part IX

*#EUBudget*

**2025**  
FINANCIAL  
YEAR

Funding to international organisations

COM(2024) 300 - June 2024

Budget

The European Commission is not liable for any consequence stemming from the reuse of this publication.

Luxembourg: Publications Office of the European Union, 2024

© European Union, 2024



The reuse policy of European Commission documents is implemented based on Commission Decision 2011/833/EU of 12 December 2011 on the reuse of Commission documents (OJ L 330, 14.12.2011, p. 39). Except otherwise noted, the reuse of this document is authorised under a Creative Commons Attribution 4.0 International (CC-BY 4.0) licence (<https://creativecommons.org/licenses/by/4.0/>). This means that reuse is allowed provided appropriate credit is given and any changes are indicated.

For any use or reproduction of elements that are not owned by the European Union, permission may need to be sought directly from the respective rightholders.

All photos © European Union, unless otherwise stated.

Print	ISBN 978-92-68-14873-0		doi:10.2761/233535	KV-AO-24-010-EN-C
PDF	ISBN 978-92-68-14874-7	ISSN 2599-6312	doi:10.2761/437731	KV-AO-24-010-EN-N

**DRAFT GENERAL BUDGET**  
**of the European Union**  
for the financial year 2025

Working Document  
**Part IX**

**Draft General Budget  
of the European Union  
for the Financial Year 2025**

**Working document Part IX  
Funding International Organisations**

## Draft Budget Working Documents

---

The 2025 Draft Budget is accompanied by twelve ‘Working Documents’, as follows:

### **Part I: Programme Performance Statements of operational expenditure**

Working Document I contains, pursuant to Article 41(3)(h) of the Financial Regulation, the Programme Performance Statements, which provide for each spending programme comprehensive information on the financial implementation and progress in achieving the programme objectives as of the end 2023.

### **Part II: Human Resources of the EU institutions and executive agencies**

Working Document II presents information on the human resources of the EU institutions and executive agencies, and in particular for the Commission, both for the establishment plans and for external personnel and across all headings of the multiannual financial framework. Moreover, pursuant to Article 41(3)(b) of the Financial Regulation, it provides a summary table for the period 2022 – 2025 which shows the number of full-time equivalents for each category of staff and the related appropriations for all institutions and bodies referred to in Article 70 of the Financial Regulation.

### **Part III: Bodies set up by the European Union having legal personality**

Working Document III presents detailed information relating to all decentralised agencies and Joint Undertakings, with a transparent presentation of revenue, expenditure and staff levels of various Union bodies, pursuant to Article 41(3)(c) of the Financial Regulation.

### **Part IV: Pilot projects and preparatory actions**

Working Document IV presents information on all pilot projects and preparatory actions which have budget appropriations (commitments and/or payments) in the 2025 Draft Budget, pursuant to Article 41(3)(f) of the Financial Regulation.

### **Part V: Budget implementation and assigned revenue**

Working Document V presents the budget implementation forecast for 2024, information on assigned revenue (implementation in 2023 and estimation for 2025) and a progress report on outstanding commitments (RAL) pursuant to Articles 41(3)(d) and 41(8) of the Financial Regulation.

### **Part VI: Commission expenditure under the administrative heading of the multiannual financial framework**

Working Document VI encompasses administrative expenditure to be implemented by the Commission under the administrative heading of the multiannual financial framework (heading 7) in accordance with Article 317 of the Treaty on the Functioning of the European Union, as well as the budgets of the Offices (OP, OLAF, EPSO, OIB, OIL and PMO), pursuant to Article 41(3)(e) of the Financial Regulation.

### **Part VII: Commission buildings**

Working Document VII presents information on buildings under Section III - Commission, pursuant to Article 266(1) of the Financial Regulation.

Part VIII: Expenditure related to the external action of the European Union

Working Document VIII presents information on human resources and expenditure related to the external action of the European Union, pursuant to Article 41(10) and (11) of the Financial Regulation.

### **Part IX: Funding to international organisations**

Working Document IX presents funding provided to international organisations, across all MFF headings, pursuant to Article 41(3)(g) of the Financial Regulation.

### **Part X: Financial Instruments**

Working Document X presents the use made of financial instruments, pursuant to Article 41(4) of the Financial Regulation.

### **Part XI: Budgetary Guarantees, Common Provisioning Fund and Contingent Liabilities**

Working Document XI presents the implementation of Budgetary Guarantees, the Common Provisioning Fund and the assessment of the sustainability of the contingent liabilities arising from budgetary guarantees and financial assistance pursuant to Article 41(5) of the Financial Regulation.

### **Part XII: Payment schedules**

Working Document XII presents summary statements of the schedule of payments due in subsequent years to meet budgetary commitments entered into in previous years, pursuant to Article 41(3)(i) of the Financial Regulation.

**EU funded activities implemented through international organisations  
(Article 41 (3) (g) of the Financial Regulation)**

**TABLE OF CONTENTS**

<b>1. Introduction.....</b>	<b>1</b>
<b>2. Definition of International Organisation .....</b>	<b>1</b>
<b>3. Overview of EU Budget implementation through international organisations .....</b>	<b>1</b>
3.1. International organisations to which commitments were made.....	2
3.2. Reasons for implementing EU funded activities through international organisations .....	3
3.3. EU Programmes and Actions contracting with international organisations .....	4
<b>Annex (Tables).....</b>	<b>5</b>
I. EU Budget commitments to international organisations .....	5
II. Reasons for implementing EU funded activities through international organisations .....	9
III. EU Programmes and Actions contracting with international organisations .....	10

## 1. Introduction

This working document accompanies the Draft Budget 2025. Its purpose is to provide information on funding made available to international organisations during the reporting year 2023, and to present the reasons why it was more efficient for the Union to implement projects through international organisations rather than to act directly.

## 2. Definition of International Organisation

Article 62(1) (c) (ii) of the Financial Regulation<sup>1</sup> lays down the definition of international organisations. Based on these texts the Commission's definition of an international organisation includes:

- international public sector organisations set up by intergovernmental agreements, and specialised agencies set up by such organisations;
- the International Committee of the Red Cross;
- the International Federation of National Red Cross and Red Crescent Societies;
- other non-profit organisations assimilated to international organisations by a Commission decision.

## 3. Overview of EU Budget implementation through international organisations

In accordance with article 41(3) (g) of the Financial Regulation, the Commission should attach to the draft budget a working document showing funding to international organisations, which should contain:

- a summary of all contributions, with a breakdown per Union programme or fund and per international organisation,
- a statement of reasons explaining why it was more efficient for the Union to fund those international organisations rather than to act directly.

The pie charts in the sections below show the amount of all commitments concluded with international organisations during 2023. The total amount of these commitments made in 2023 from the EU budget was EUR 7.37 billion<sup>2</sup>.

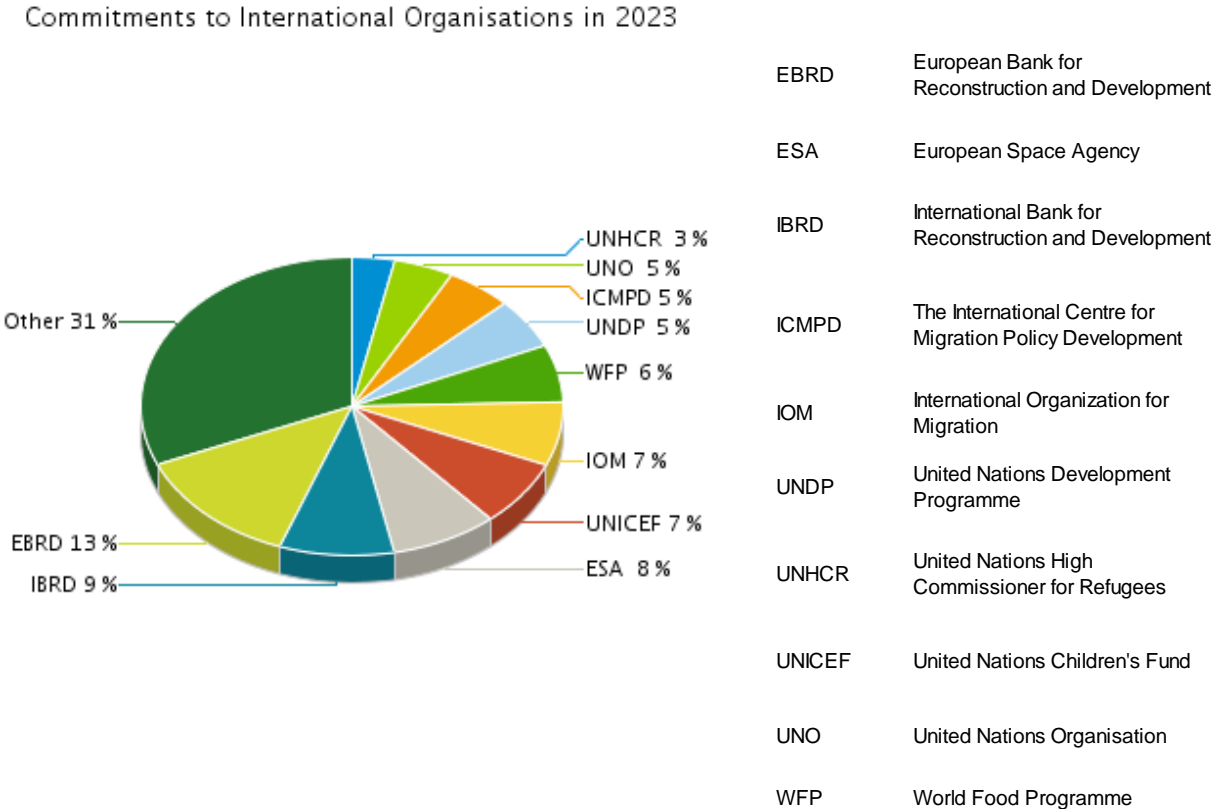
---

<sup>1</sup> OJ L 193, 30.07.2018, p. 1

<sup>2</sup> The EU contribution to International Organisations includes all commitments registered in the budgetary accounts during the reporting year. This includes not only the commitments made from the approved budget 2023, but also the ones following global commitments from previous years.

**3.1. International organisations to which commitments were made**

The pie chart<sup>3</sup> below presents the commitments broken down by international organisation. The ‘top ten’ were together provided with EUR 5 billion to implement EU policies, accounting for 69 % of all commitments to international organisations in 2023. The organisation receiving more than any other recipient was the European Bank for Reconstruction and Development, accounting for 13% of the commitments, mainly under the Instrument for Pre-Accession Assistance.



<sup>3</sup> International organisations under the section ‘Other’ in the pie chart is displayed in Annex (Tables) I EU Budget commitments to international organisations.

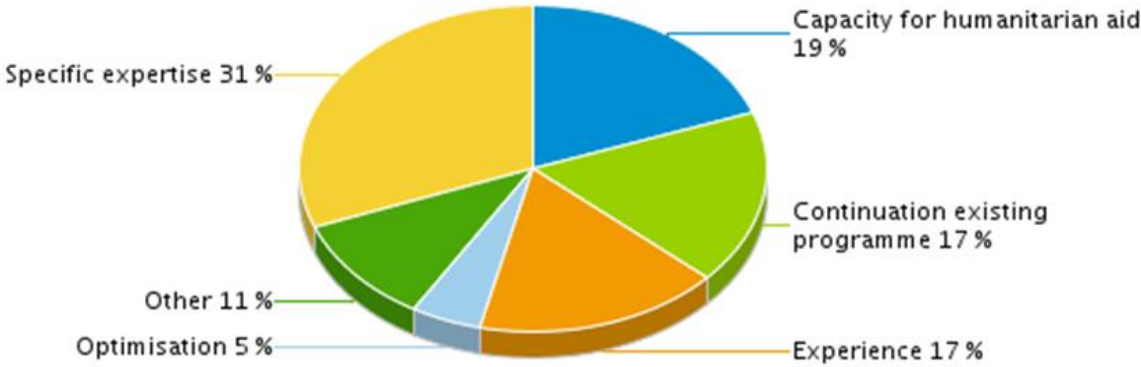


**3.2. Reasons for implementing EU funded activities through international organisations**

The pie chart below presents, by order of magnitude, the main reasons why it was more efficient to implement EU funds through international organisations than to act directly.

The most common reason for choosing to implement projects through an international organisation was the specific expertise (31% of the overall volume of funding), for example to deliver projects in a specialised area under the Neighbourhood, Development and International Cooperation Instrument. In addition, 19% of the funding was channelled through relevant international organisations on the basis of their established capacities, privileges and unique access, notably for the effective delivery of humanitarian aid through organisations of the United Nations and Red Cross families.

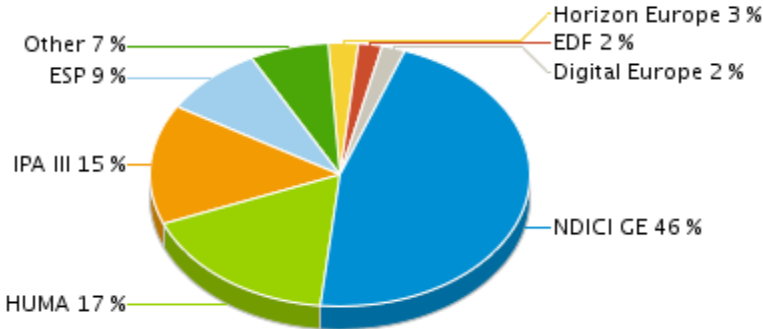
Main reasons for implementing EU-funded activities through international organisations in 2023



### 3.3. EU Programmes and Actions contracting with international organisations

The pie chart below presents the share of commitments implemented with international organisations per instrument / Union programme. The three instruments committing most funds to the international organisations in 2023 were all under Heading 6 of the budget: the Neighbourhood, Development and International Cooperation Instrument – Global Europe (46%), Humanitarian Aid (17%), and the Instrument for Pre-Accession Assistance (15%). Outside of the Heading 6, the European Space Programme presents the biggest share (9%) in terms of commitments implemented through international organisations.

EU Programmes contracting with international organisations in 2023



Digital Europe	Digital Europe Programme
EDF	European Defence Fund (Non Research)
ESP	European Space Programme
Horizon Europe	Horizon Europe
HUMA	Humanitarian Aid
IPA III	Pre-Accession Assistance
NDICI GE	Neighbourhood, Development and International Cooperation Instrument - Global Europe

## Annex (Tables)

### I. EU Budget commitments to international organisations

	International organisation	2023 commitments (EUR)	%
1	European Bank for Reconstruction and Development	963 364 726	13.06 %
2	International Bank for Reconstruction and Development	646 187 457	8.76 %
3	European Space Agency	603 036 515	8.18 %
4	United Nations Children's Fund	527 857 747	7.16 %
5	International Organization for Migration	508 807 971	6.90 %
6	World Food Programme	458 493 528	6.22 %
7	United Nations Development Programme	401 586 819	5.45 %
8	The International Centre for Migration Policy Development	372 029 996	5.05 %
9	United Nations Organisation	337 202 209	4.57 %
10	United Nations High Commissioner for Refugees	257 950 000	3.50 %
11	International Committee of the Red Cross and Red Crescent	169 700 747	
12	Organisation for Joint Armament Cooperation	147 474 903	
13	World Health Organization	144 031 591	
14	European Organisation for the Exploitation of Meteorological Satellites	132 427 833	
15	The Food and Agriculture Organization of the United Nations	132 160 212	
16	United Nations Relief and Works Agency for Palestine Refugees in the Near East	113 900 000	
17	European Centre for Medium-Range Weather Forecasts	111 517 889	
18	International Federation of Red Cross and Red Crescent	109 130 966	
19	The Global Fund to Fight Aids, Tuberculosis and Malaria	98 499 373	
20	Organisation for Economic Co-Operation and Development	80 220 122	
21	United Nations Industrial Development Organization	66 650 000	
22	International Fund for Agricultural Development	62 700 000	
23	Nordic Environment Finance Corporation	61 161 113	
24	Center for International Forestry Research	60 300 000	
25	United Nations Entity for Gender Equality and the Empowerment of Women	56 165 000	
26	European Molecular Biology Laboratory	54 860 902	
27	United Nations Educational Scientific and Cultural Organization	53 665 678	
28	International Labour Organization	53 529 666	

29	United Nations Capital Development Fund	48 810 888
30	The International Institute for Democracy and Electoral Assistance	40 495 000
31	International Monetary Fund	34 659 000
32	European University Institute	34 512 293
33	European Organisation for the Safety of Air Navigation	29 267 947
34	Council of Europe	28 190 014
35	Science and Technology Center in Ukraine	25 179 687
36	United Nations Office for the Coordination of Humanitarian Affairs	20 600 000
37	United Nations Office for Project Services	17 000 000
38	International Trade Centre	15 570 000
39	International Science and Technology Center	15 469 000
40	Regional Cooperation Council	12 000 000
41	Inter-American Development Bank	11 500 000
42	International Telecommunication Union	10 159 854
43	African Union Development Agency - New Partnership For Africa'S Development	10 000 000
44	International Maritime Organization	10 000 000
45	United Nations Population Fund	9 866 106
46	International Iberian Nanotechnology Laboratory	9 370 829
47	Global Green Growth Institute	8 800 000
48	Baltic Marine Environment Protection Commission - Helcom Helsinki Commission	8 781 917
49	United Nations Interregional Crime and Justice Research Institute	8 320 594
50	Caribbean Export Development Agency	8 000 000
51	International Atomic Energy Agency	7 960 000
52	International Finance Corporation	7 250 000
53	European Forest Institute	6 931 666
54	International Criminal Police Organization	6 877 287
55	World Meteorological Organization	6 699 874
56	Secretariat Du Groupe des Etats D'Afrique des Caraibes et Du Pacifique	6 655 212
57	Africa Rice Center	6 500 000
58	Organization for Security and Co-operation in Europe	6 335 927
59	Organización de Estados Iberoamericanos para la Educación, la Ciencia y la Cultura	5 986 634
60	Pan American Health Organization	5 949 942

61	The Preparatory Commission For The Comprehensive Nuclear-Test-Ban Treaty Organization	5 933 101
62	Permanent Secretariat of the Transport Community	5 576 000
63	Organisation for the Prohibition of Chemical Weapons	5 350 000
64	Italo Latin American Institute	5 000 000
65	Central European Initiative	4 999 455
66	International Institute Of Tropical Agriculture	4 984 995
67	Energy Community	4 815 170
68	International Commission for the Conservation of Atlantic Tunas	4 458 155
69	Council of Europe Development Bank	4 090 270
70	The Anna Lindh Euro Mediterranean Foundation for the Dialogue between Cultures	4 000 000
71	European Organization for Nuclear Research	3 820 524
72	United Nations Economic Commission for Europe	3 781 176
73	International Organisation for the Development of Fisheries and Aquaculture in Europe	3 648 000
74	International Olive Oil Council	3 432 000
75	European And Mediterranean Plant Protection Organization	3 001 993
76	African Union	3 000 000
77	Asian Development Bank	3 000 000
78	World Organisation for Animal Health Organisation	2 975 040
79	Office of the High Representative	2 563 328
80	Southern African Development Co Mmunity Secretariat	2 500 000
81	International Civil Aviation Organization	2 337 614
82	United Nations Institute for Disarmament Research	2 068 935
83	EU LAC International Foundation	2 000 000
84	International Agency for Research on Cancer	1 740 000
85	Organization of American States	1 500 000
86	World Customs Organization	1 222 327
87	World Trade Organization	1 075 000
88	Danube Commission	900 000
89	Caribbean Development Bank	840 000
90	United Nations Framework Convention on Climate Change	773 978
91	North Atlantic Salmon Conservation Organisation	748 281
92	United Nations Environment Programme	740 434

93	Center of Excellence in Finance	700 000	
94	North-East Atlantic Fisheries Commission	645 473	
95	Inter-American Tropical Tuna Commission	612 607	
96	Preparatory Commission for the International Renewable Energy Agency	560 000	
97	European Centre for Social Welfare Policy and Research	521 665	
98	United Nations Conference on Trade and Development	500 000	
99	Hague Conference on Private International Law	488 730	
100	The Council of the Baltic Sea State Secretariat	485 655	
101	The International Commission on Missing Persons	442 856	
102	International Sugar Organization	434 910	
103	International Grains Council	359 463	
104	Northwest Atlantic Fisheries Organization	349 803	
105	International Centre For Genetic Engineering And Biotechnology	287 152	
106	Western and Central Pacific Fisheries Commission	283 770	
107	International Union for the Protection of New Varieties of Plants	266 312	
108	The East Mediterranean Gas Forum	260 100	
109	Southern Indian Ocean Fisheries Agreement	250 000	
110	Secretariat Of The Northern Dimension Partnership On Culture	199 802	
111	Secretariat of the Pacific Community	179 893	
112	Organisation Internationale de la Vigne et Vin	140 000	
113	Pacific Islands Forum Secretariat	115 000	
114	International Tribunal for the Law of the Sea	103 499	
115	United Nations Office for Outer Space Affairs	100 000	
116	South Pacific Regional Fisheries Management Organisation	94 164	
117	International Seabed Authority	93 906	
118	Commission for the Conservation of Antarctic Marine Living Resources	84 709	
119	European Patent Organisation	73 861	
120	Commission for the Conservation of Southern Bluefin Tuna	73 191	
121	IEA Bioenergy	66 504	
122	South East Atlantic Fisheries Organ	41 220	
123	International Energy Agency	12 342	
124	International Centre for the Registration of Serial Publications	9 356	
	<b>Total</b>	<b>7 374 024 350</b>	<b>100.00 %</b>

## II. Reasons for implementing EU-funded activities through international organisations

Main reasons for implementing EU-funded activities through international organisations		2023 commitments (EUR)	%
1	Specific expertise	2 275 171 146	30.85 %
2	Organisations of the United Nations and Red Cross families have singular capacities, privileges and access for effective delivering of humanitarian aid and are recognised by the EU's framework agreements	1 431 978 156	19.42 %
3	Continuation of an existing programme	1 270 824 309	17.23 %
4	Experience in the country/region	1 253 214 221	16.99 %
5	Optimisation of donor coordination	358 750 000	4.87 %
6	Logistical and management capacities	174 029 075	2.36 %
7	International mandate/regular contribution/membership or similar fees	150 146 787	2.04 %
8	Result of call for proposal	84 259 969	1.14 %
9	Presence in the country/region	12 965 000	0.18 %
10	Other	362 685 687	4.92 %
<b>Total</b>		<b>7 374 024 350</b>	<b>100.00 %</b>

### III. EU Programmes and Actions contracting with international organisations

	Programmes	2023 commitments	%
1	Neighbourhood, Development and International Cooperation Instrument - Global Europe ( NDICI - Global Europe )	3 398 753 084	46.09 %
2	Humanitarian Aid (HUMA)	1 273 182 232	17.27 %
3	Pre-Accession Assistance (IPA III)	1 084 342 359	14.70 %
4	European Space Programme	638 749 265	8.66 %
5	Horizon Europe	188 083 433	2.55 %
6	European Defence Fund (Non Research)	147 474 903	2.00 %
7	Digital Europe Programme	147 107 000	1.99 %
8	Asylum, Migration and Integration Fund	96 713 157	1.31 %
9	European Recovery and Resilience Facility (incl. Technical Support Instrument)	50 630 084	
10	Nuclear decommissioning (Lithuania)	49 700 000	
11	EU4Health	48 005 861	
12	Connecting Europe Facility (CEF) - Transport	30 167 947	
13	European Instrument for International Nuclear Safety Cooperation (INSC)	30 100 912	
14	Erasmus+	21 904 140	
15	InvestEU Fund	20 931 834	
16	European Maritime, Fisheries and Aquaculture Fund (EMFAF)	19 890 602	
17	Common Foreign and Security Policy (CFSP)	19 720 807	
18	Nuclear Safety and decommissioning (incl. For Bulgaria and Slovakia)	14 176 000	
19	Other actions	13 536 954	
20	Actions financed under the prerogatives of the Commission and specific competences conferred to the Commission	10 808 743	
21	European Regional Development Fund (ERDF)	10 406 102	
22	Integrated Border Management Fund (IBMF) - Instrument for border management and visa (BMVI)	10 270 000	
23	Internal Security Fund (ISF)	9 200 000	
24	Single Market Programme (incl. SMEs)	9 005 784	
25	Sustainable Fisheries Partnership Agreements (SFPA) and Regional Fisheries Management Organisations (RFMO)	5 584 104	
26	Employment and Social Innovation	4 925 000	



27	Rights and Values	2 935 655	
28	Creative Europe	2 799 361	
29	Support to the Turkish-Cypriot Community	2 600 000	
30	European Agricultural Guarantee Fund (EAGF)	2 361 605	
31	Cohesion Fund (CF)	2 305 510	
32	Justice	1 888 730	
33	European Public Administration	1 772 839	
34	Programme for Environment and Climate Action (LIFE)	1 750 000	
35	Union Civil Protection Mechanism (RescEU)	1 200 000	
36	Pilot projects and preparatory actions	834 442	
37	Euratom Research and Training Programme	181 425	
38	Cooperation in the field of customs (Customs)	22 192	
39	Commission administrative expenditure	2 287	
	<b>Total</b>	<b>7 374 024 350</b>	<b>100.00 %</b>

## **Getting in touch with the EU**

### **In person**

All over the European Union there are hundreds of Europe Direct information centres. You can find the address of the centre nearest you at: [https://europa.eu/european-union/contact\\_en](https://europa.eu/european-union/contact_en)

### **On the phone or by email**

Europe Direct is a service that answers your questions about the European Union. You can contact this service:

- by freephone: 00 800 6 7 8 9 10 11 (certain operators may charge for these calls),
- at the following standard number: +32 22999696 or
- by email via: [https://europa.eu/european-union/contact\\_en](https://europa.eu/european-union/contact_en)

## **Finding information about the EU**

### **Online**

Information about the European Union in all the official languages of the EU is available on the Europa website at: [https://europa.eu/european-union/index\\_en](https://europa.eu/european-union/index_en)

### **EU publications**

You can download or order free and priced EU publications at: <https://publications.europa.eu/en/publications>.

Multiple copies of free publications may be obtained by contacting Europe Direct or your local information centre (see [https://europa.eu/european-union/contact\\_en](https://europa.eu/european-union/contact_en)).

### **EU law and related documents**

For access to legal information from the EU, including all EU law since 1952 in all the official language versions, go to EUR-Lex at: <http://eur-lex.europa.eu>

### **Open data from the EU**

The EU Open Data Portal (<http://data.europa.eu/euodp/en>) provides access to datasets from the EU. Data can be downloaded and reused for free, for both commercial and non-commercial purposes.



Find out more about the EU's financial programming  
and budget by visiting our website regularly:  
[ec.europa.eu/budget](https://ec.europa.eu/budget)

**FOLLOW US ON:**

[facebook.com/EuropeanCommission](https://facebook.com/EuropeanCommission)  
[twitter.com/EU\\_Budget](https://twitter.com/EU_Budget)  
[twitter.com/EU\\_Commission](https://twitter.com/EU_Commission)



Publications Office  
of the European Union