



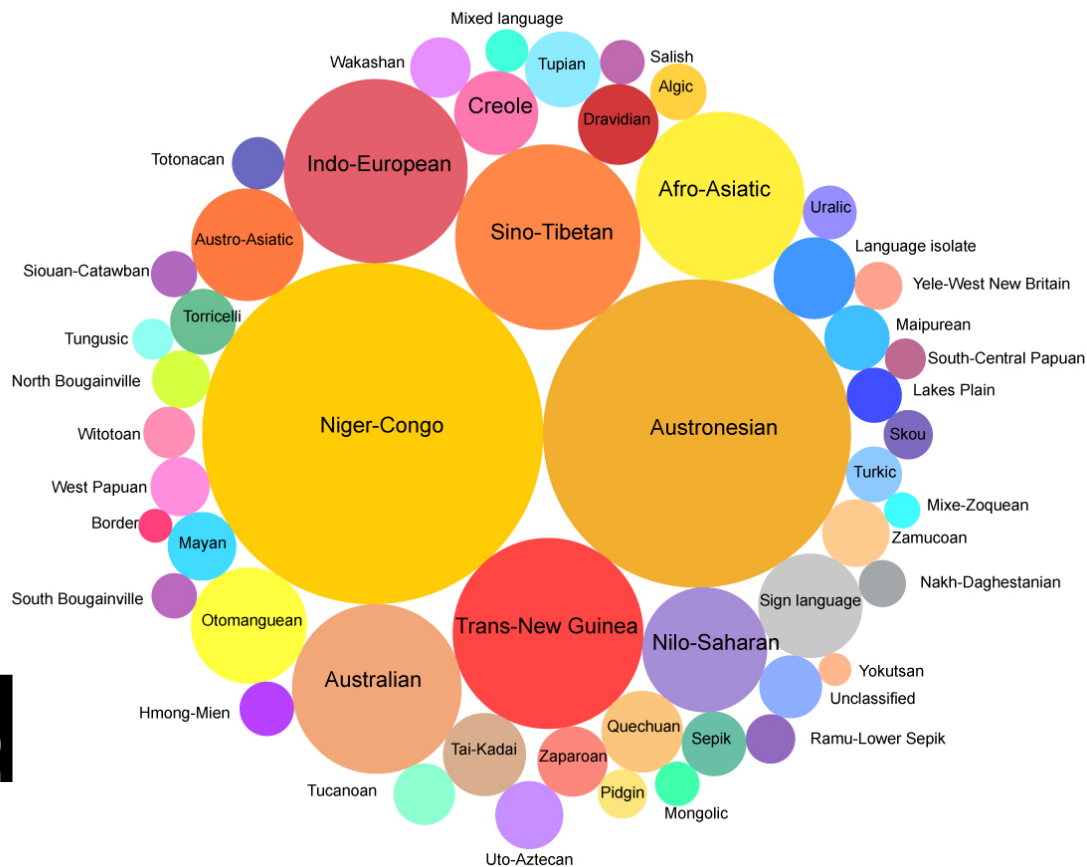
# Translation: The BIG Picture

Translating Europe Forum  
7-8 November 2019

Translation

# 7111

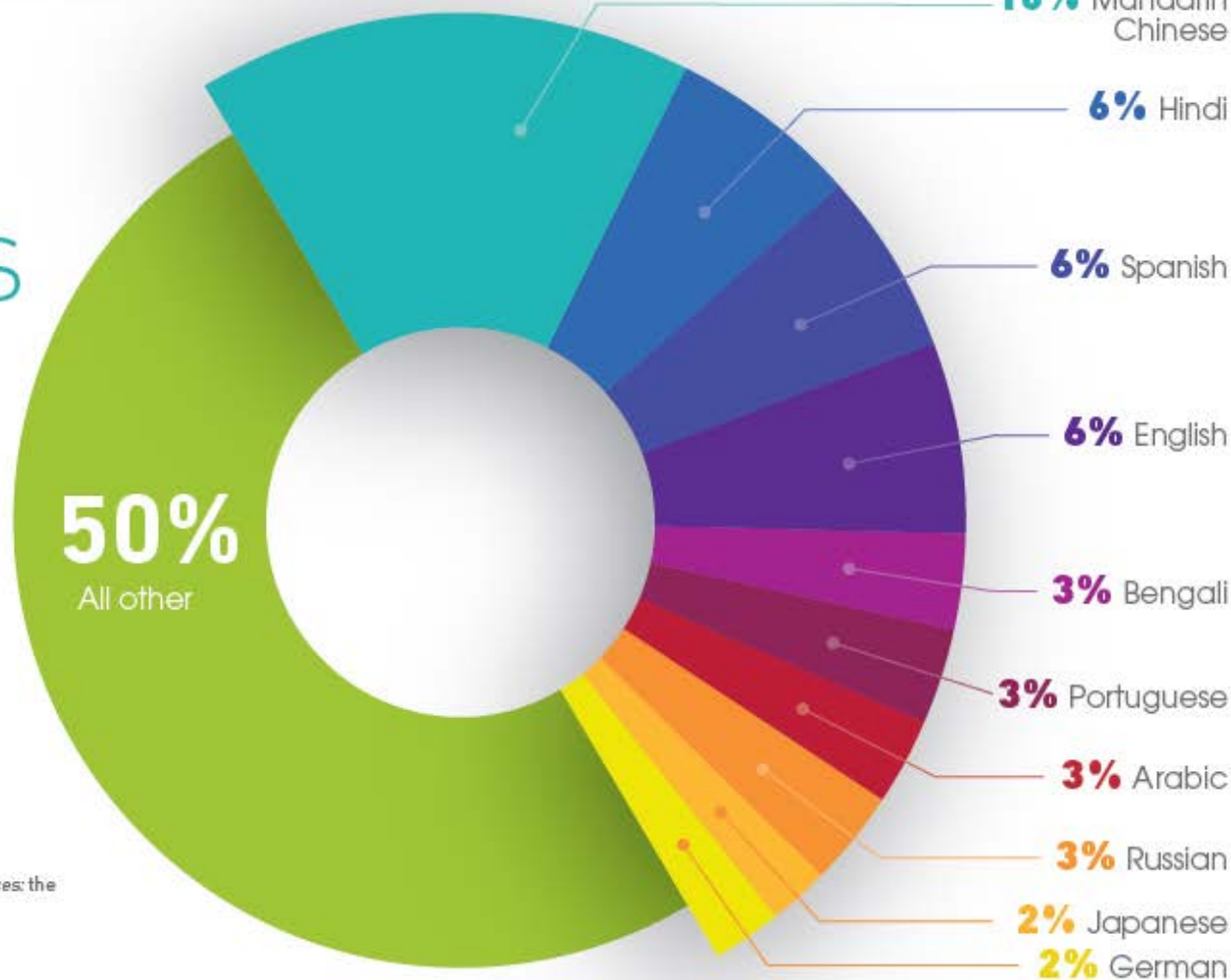
# living languages in the world



(source: Eberhard, David M., Gary F. Simons, and Charles D. Fennig (eds.). 2019.  
Ethnologue: Languages of the World. Twenty-second edition. Dallas, Texas: SIL International.  
Online version: [www.ethnologue.com](http://www.ethnologue.com))



# LANGUAGES WITH THE MOST MOTHER TONGUE SPEAKERS



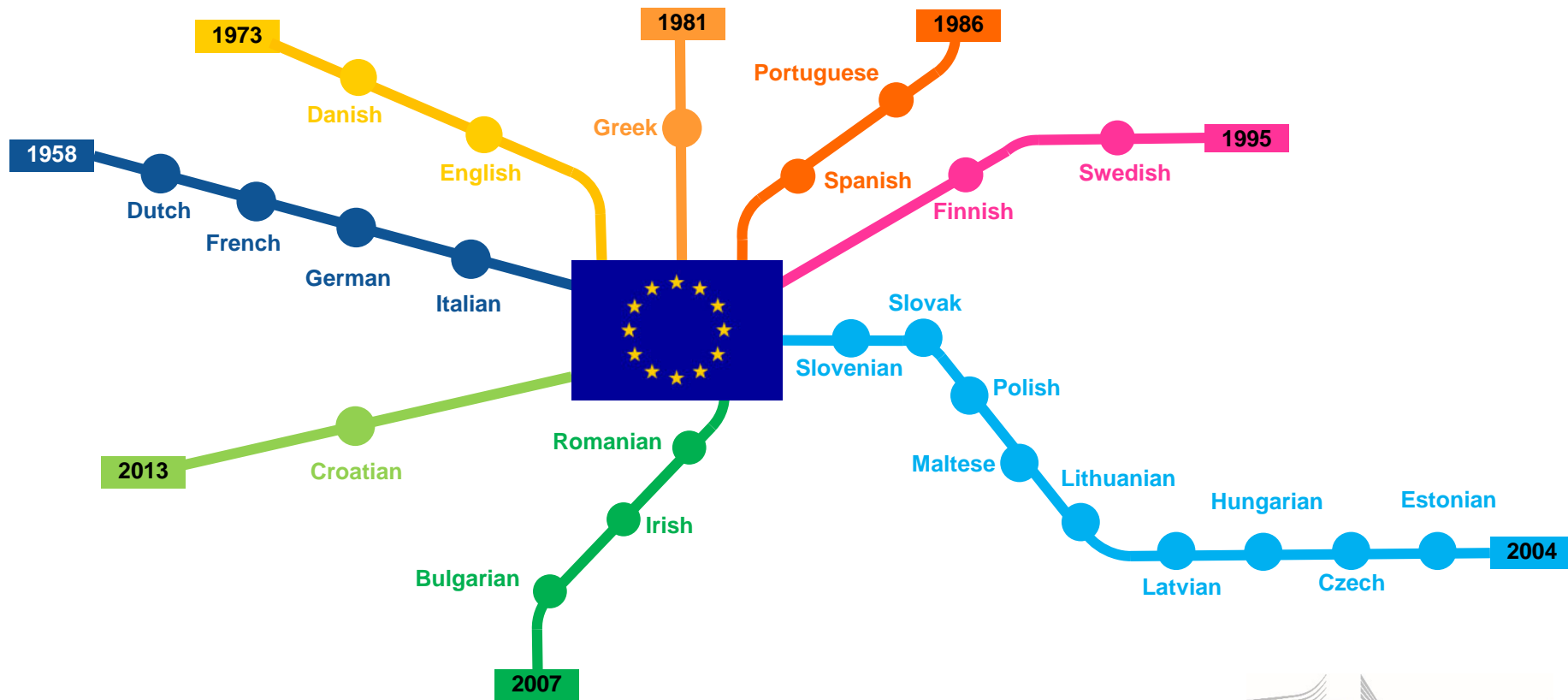
UNESCO, WWF, Terralingua, *Sharing a World of Differences: the earth's linguistic, cultural, and biological diversity*

**± 90**

# **languages in the EU**

incl. over 60 indigenous regional  
or minority languages

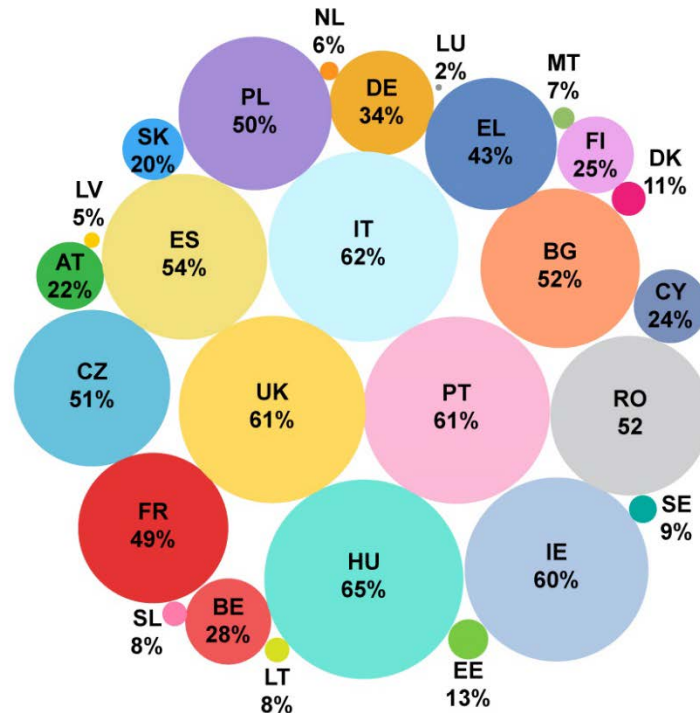
# 24 OFFICIAL EU LANGUAGES



# THE NEED FOR TRANSLATION

46%

of the population  
are monolingual  
Europeans



# The Language Industry

serving billions of people  
(monolingual and multilingual)


# TRANSLATION IN OUR DAILY LIVES



**Development and  
cooperation**



**Economic and  
monetary affairs**



**energy**



**research and  
innovation**



**environment**



**entertainment**



**food safety**





# A big industry

– and growing

**± 1650**

**translation companies  
world wide**

# ± 48 Billion

**Euro revenue** (53.5 billion USD)  
in 2018 world wide


# **±7%**

# **annual growth rate world wide**

# Industry size

(revenue)

has doubled  
since 2009




Almost **400 000**  
**language service**  
**professionals**  
**world-wide**

**250 000** full-time  
**professional translators,  
interpreters and  
subtitlers world wide**

**30% male**

**70% female**



(source: 2019 Language Industry Survey  
[https://ec.europa.eu/info/sites/info/files/2019\\_language\\_industry\\_survey\\_report.pdf](https://ec.europa.eu/info/sites/info/files/2019_language_industry_survey_report.pdf))



European  
Commission



# 49%

**of the world's language  
services market is in  
Europe**

(source: CSA, 2018)

**70%** of European  
**language professionals**  
(companies and individuals) expect an  
**increase in their activities**

# Technology use

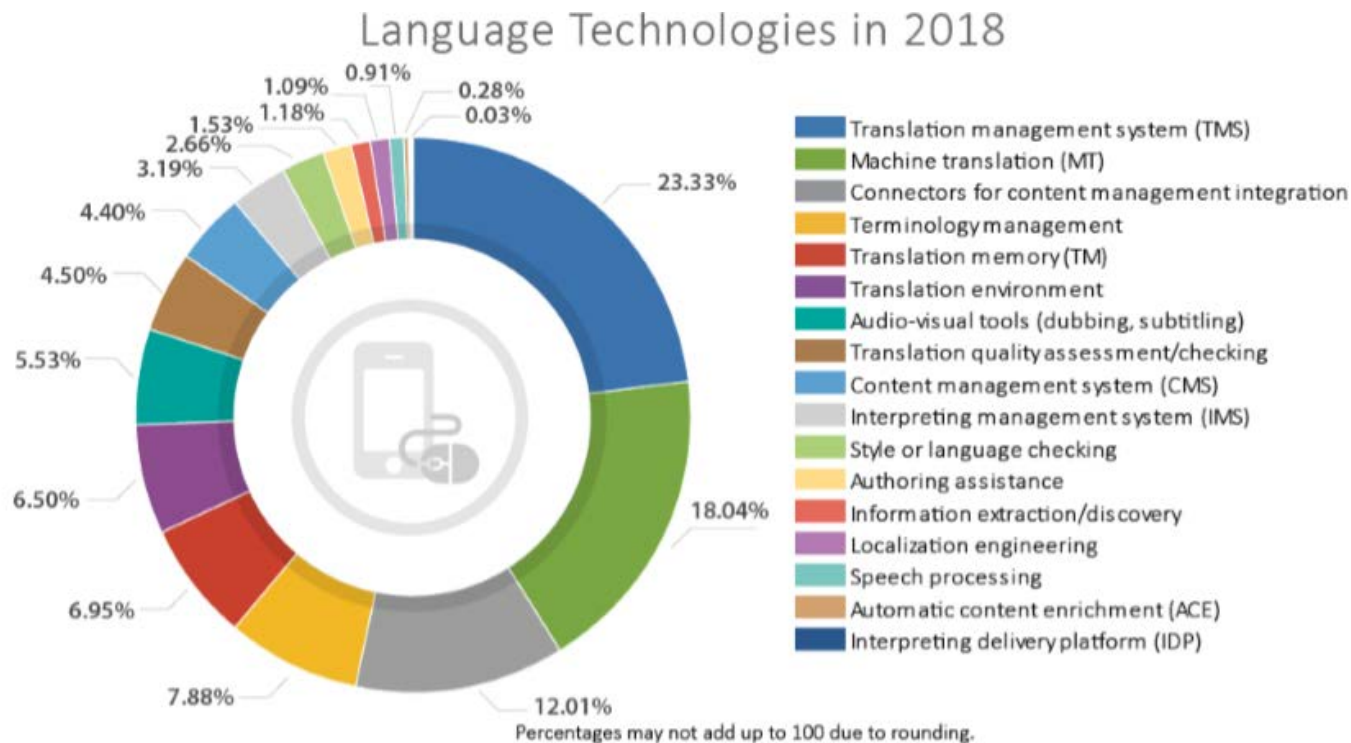


Figure 10: Distribution of Language Technology Revenue in 2018

Source: Common Sense Advisory, Inc.

