

DRAFT GENERAL BUDGET OF THE EUROPEAN UNION

Working Document Part IX

#EUBudget

2026
FINANCIAL
YEAR

Funding to international organisations

COM(2025) 300 - June 2025

The European Commission is not liable for any consequence stemming from the reuse of this publication.

Luxembourg: Publications Office of the European Union, 2025

© European Union, 2025



The reuse policy of European Commission documents is implemented based on Commission Decision 2011/833/EU of 12 December 2011 on the reuse of Commission documents (OJ L 330, 14.12.2011, p. 39). Except otherwise noted, the reuse of this document is authorised under a Creative Commons Attribution 4.0 International (CC-BY 4.0) licence (<https://creativecommons.org/licenses/by/4.0/>). This means that reuse is allowed provided appropriate credit is given and any changes are indicated.

For any use or reproduction of elements that are not owned by the European Union, permission may need to be sought directly from the respective rightholders.

All photos © European Union, unless otherwise stated.

Print	ISBN 978-92-68-26314-3		doi:10.2761/9404963	KV-01-25-004-EN-C
PDF	ISBN 978-92-68-26110-1	ISSN 2599-6312	doi:10.2761/1517938	KV-01-25-004-EN-N

DRAFT GENERAL BUDGET of the European Union for the financial year 2026

Working Document Part IX

**Draft General Budget
of the European Union
for the Financial Year 2026**

**Working document Part IX
Funding International Organisations**

Draft Budget Working Documents

The 2026 Draft Budget is accompanied by twelve ‘Working Documents’, as follows:

Part I: Programme Performance Statements of operational expenditure

Working Document I contains, pursuant to Article 41(3)(h) of the Financial Regulation, the Programme Performance Statements, which provide for each spending programme comprehensive information on the financial implementation and progress in achieving the programme objectives as of the end 2024.

Part II: Human Resources of the EU institutions and executive agencies

Working Document II presents information on the human resources of the EU institutions and executive agencies, and in particular for the Commission, both for the establishment plans and for external personnel and across all headings of the multiannual financial framework. Moreover, pursuant to Article 41(3)(b) of the Financial Regulation, it provides a summary table for the period 2023 – 2026 which shows the number of full-time equivalents for each category of staff and the related appropriations for all institutions and bodies referred to in Article 70 of the Financial Regulation.

Part III: Bodies set up by the European Union having legal personality

Working Document III presents detailed information relating to all decentralised agencies and Joint Undertakings, with a transparent presentation of revenue, expenditure and staff levels of various Union bodies, pursuant to Article 41(3)(c) of the Financial Regulation.

Part IV: Pilot projects and preparatory actions

Working Document IV presents information on all pilot projects and preparatory actions which have budget appropriations (commitments and/or payments) in the 2026 Draft Budget, pursuant to Article 41(3)(f) of the Financial Regulation.

Part V: Budget implementation and assigned revenue

Working Document V presents the budget implementation forecast for 2025, information on assigned revenue (implementation in 2024 and estimation for 2026) and a progress report on outstanding commitments (RAL) pursuant to Article 41(3)(d) of the Financial Regulation.

Part VI: Commission expenditure under the administrative heading of the multiannual financial framework

Working Document VI encompasses administrative expenditure to be implemented by the Commission under the administrative heading of the multiannual financial framework (heading 7) in accordance with Article 317 of the Treaty on the Functioning of the European Union, as well as the budgets of the Offices (OP, OLAF, EPSO, OIB, OIL and PMO), pursuant to Article 41(3)(e) of the Financial Regulation.

Part VII: Commission buildings

Working Document VII presents information on buildings under Section III - Commission, pursuant to Article 272(1) of the Financial Regulation.

Part VIII: Expenditure related to the external action of the European Union

Working Document VIII presents information on human resources and expenditure related to the external action of the European Union, pursuant to Article 41(9) and (10) of the Financial Regulation.

Part IX: Funding to international organisations

Working Document IX presents funding provided to international organisations, across all MFF headings, pursuant to Article 41(3)(g) of the Financial Regulation.

Part X: Financial Instruments

Working Document X presents the use made of financial instruments, pursuant to Article 41(4) of the Financial Regulation.

Part XI: Budgetary Guarantees and Contingent Liabilities

Working Document XI presents the implementation of Budgetary Guarantees, and the assessment of the sustainability of the contingent liabilities arising from budgetary guarantees and financial assistance pursuant to Article 41(5) of the Financial Regulation.

Part XII: Payment schedules

Working Document XII presents summary statements of the schedule of payments due in subsequent years to meet budgetary commitments entered into in previous years, pursuant to Article 41(3)(i) of the Financial Regulation.

<p>EU funded activities implemented through international organisations (Article 41 (3) (g) of the Financial Regulation)</p>
--

TABLE OF CONTENTS

1. Introduction.....	1
2. Definition of International Organisation	1
3. Overview of EU Budget implementation through international organisations	1
3.1. International organisations to which commitments were made.....	2
3.2. Reasons for implementing EU funded activities through international organisations	3
3.3. EU Programmes and Actions contracting with international organisations	4
Annex (Tables).....	5
I. EU Budget commitments to international organisations	5
II. Reasons for implementing EU funded activities through international organisations	9
III. EU Programmes and Actions contracting with international organisations	10

1. Introduction

This working document accompanies the Draft Budget 2026. Its purpose is to provide information on funding made available to international organisations during the reporting year 2024, and to present the reasons why it was more efficient for the Union to implement projects through international organisations rather than to act directly.

2. Definition of International Organisation

Article 62(1) (c) (ii) of the Financial Regulation¹ lays down the definition of international organisations. Based on these texts the Commission's definition of an international organisation includes:

- international public sector organisations set up by intergovernmental agreements, and specialised agencies set up by such organisations;
- the International Committee of the Red Cross;
- the International Federation of National Red Cross and Red Crescent Societies;
- other non-profit organisations assimilated to international organisations by a Commission decision.

3. Overview of EU Budget implementation through international organisations

In accordance with article 41(3) (g) of the Financial Regulation, the Commission should attach to the draft budget a working document showing funding to international organisations, which should contain:

- a summary of all contributions, with a breakdown per Union programme or fund and per international organisation,
- a statement of reasons explaining why it was more efficient for the Union to fund those international organisations rather than to act directly.

The pie charts in the sections below show the amount of all commitments concluded with international organisations during 2024. The total amount of these commitments made in 2024 from the EU budget was EUR 7 billion².

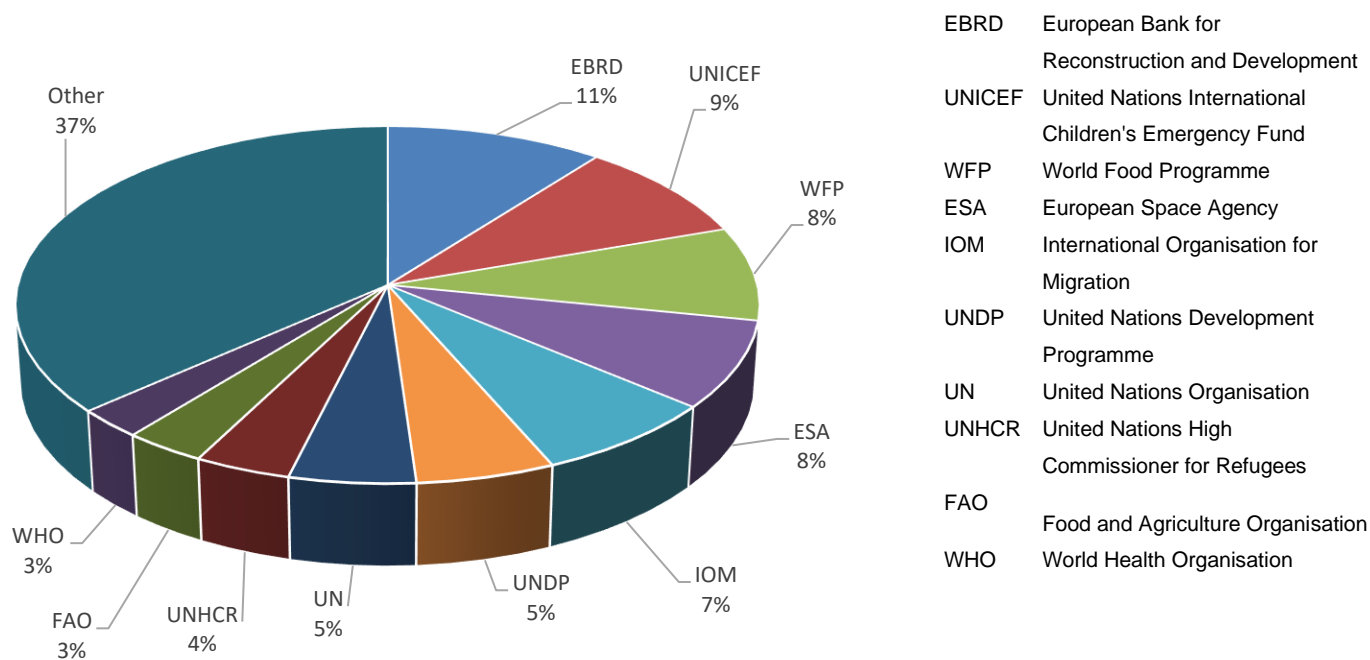
¹ OJ L 193, 30.07.2018, p. 1

² The EU contribution to International Organisations includes all commitments registered in the budgetary accounts during the reporting year. This includes not only the commitments made from the approved budget 2024, but also the ones following global commitments from previous years.

3.1. International organisations to which commitments were made

The pie chart³ below presents the commitments broken down by international organisation. The ‘top ten’ were together provided with EUR 4.45 billion to implement EU policies, accounting for 63% of all commitments to international organisations in 2024. The organisation receiving more than any other recipient was the European Bank for Reconstruction and Development (EBRD), accounting for 11% of the commitments, mainly under the Instrument for Pre-Accession Assistance (IPA III) and the Ukraine Facility.

Commitments to International Organisations in 2024

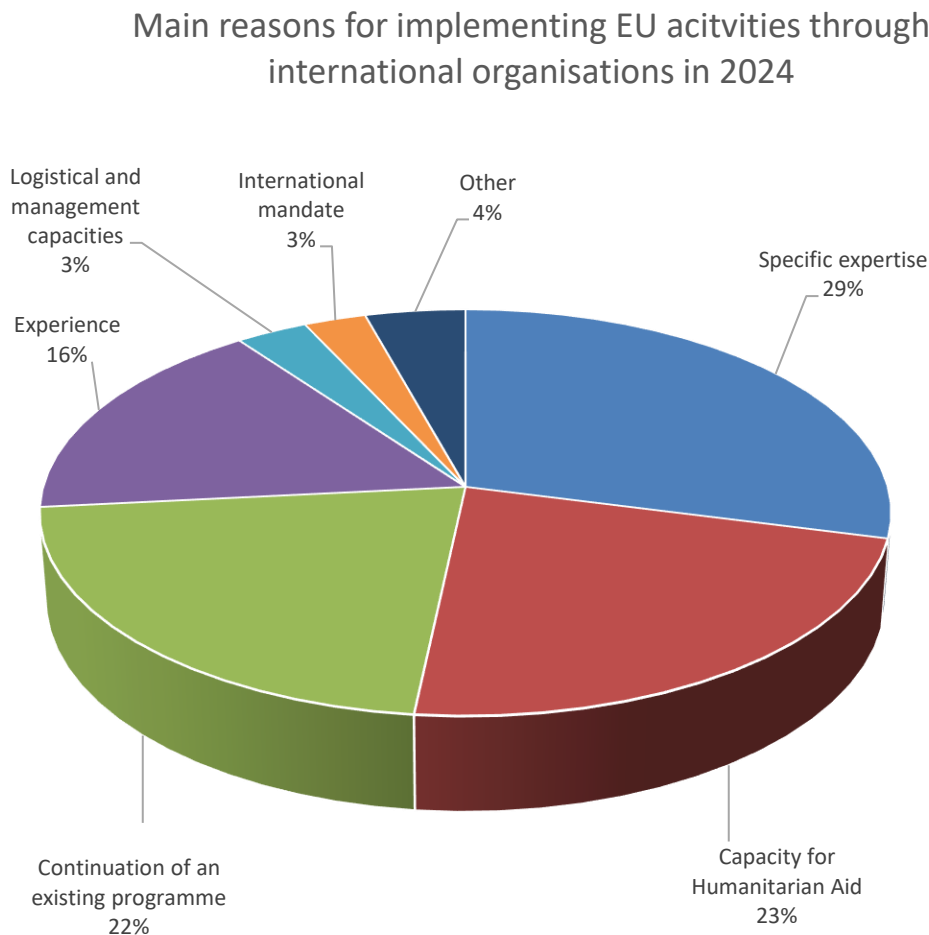


³ International organisations under the section ‘Other’ in the pie chart are displayed in Annex (Tables) I. EU Budget commitments to international organisations.

3.2. Reasons for implementing EU funded activities through international organisations

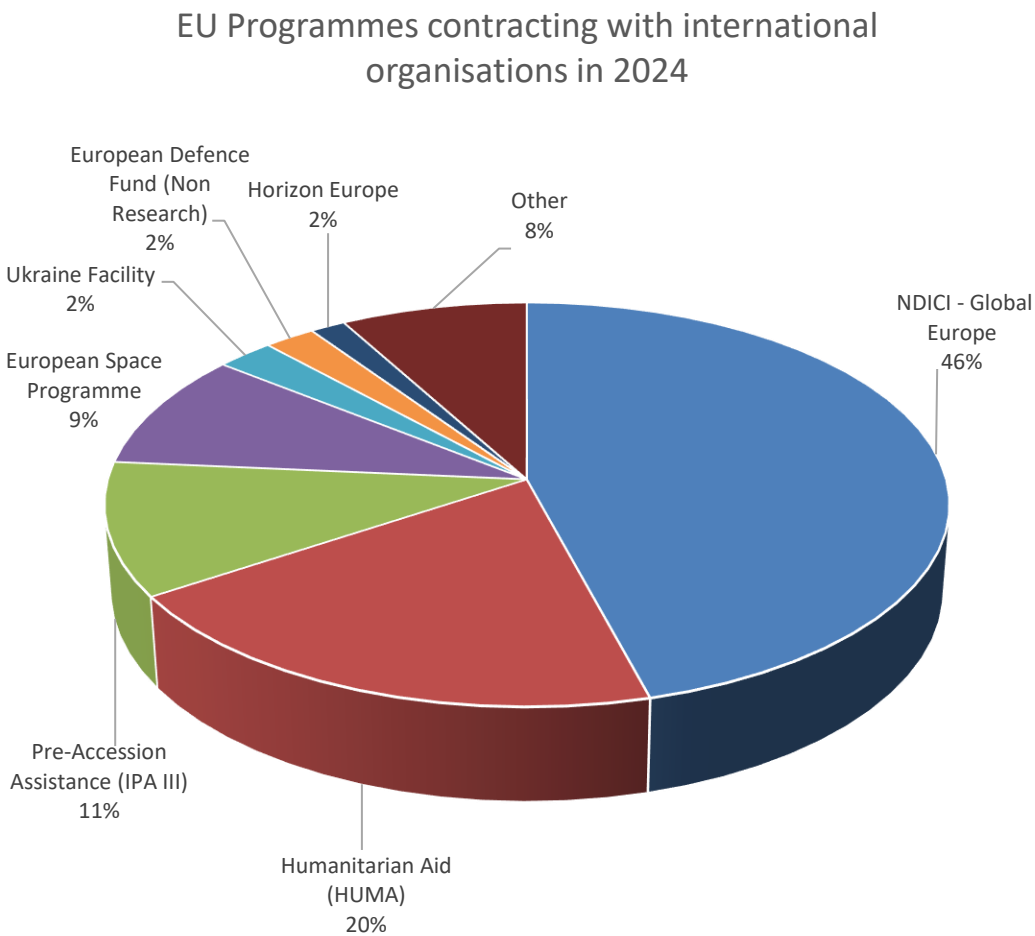
The pie chart below presents, by order of magnitude, the main reasons why it was more efficient to implement EU funds through international organisations than to act directly.

The most common reason for choosing to implement projects through an international organisation was the specific expertise (29% of the overall volume of funding), for example to deliver projects in a specialised area such as climate action, health and private sector development under the Neighbourhood, Development and International Cooperation Instrument (NDICI). In addition, 23% of the funding was channelled through relevant international organisations on the basis of their established capacities, privileges, and unique accesses, notably for the effective delivery of humanitarian aid through organisations of the United Nations and Red Cross families.



3.3. EU Programmes and Actions contracting with international organisations

The pie chart below presents the share of commitments implemented with international organisations per instrument / Union programme. The three instruments committing most funds to international organisations in 2024 were all under Heading 6 of the budget: NDICI – Global Europe (46%), Humanitarian Aid (20%), and IPA III (11%). Outside of the Heading 6, the European Space Programme presents the biggest share (9%) in terms of commitments implemented through international organisations.



Annex (Tables)

I. EU Budget commitments to international organisations

	International organisation	2024 commitments (EUR)	%
1	European Bank for Reconstruction and Development	737 183 294	10.52%
2	United Nations International Children's Emergency Fund	641 504 897	9.15%
3	World Food Programme	595 670 091	8.50%
4	European Space Agency	555 533 029	7.93%
5	International Organisation for Migration	515 221 691	7.35%
6	United Nations Development Programme	381 644 084	5.45%
7	United Nations Organisations	347 229 206	4.95%
8	United Nations High Commissioner for Refugees ²	264 904 429	3.78%
9	Food and Agriculture Organization of the United Nations	224 326 183	3.20%
10	World Health Organisation	185 522 526	2.65%
11	Energy Community	160 258 068	
12	Organisation for Joint Armament Cooperation	155 908 171	
13	International Committee of the Red Cross	146 070 000	
14	United Nations Relief and Works Agency for Palestine Refugees in the Near East	144 500 000	
15	European Organisation for the Exploitation of Meteorological Satellites	143 607 521	
16	Organisation for Economic Co-operation and Development	113 230 580	
17	International Labour Organisation	109 175 865	
18	International Federation of Red Cross and Red Crescent Societies	106 400 000	
19	European Centre for Medium-Range Weather Forecasts	101 355 396	
20	United Nations Office for Project Services	94 778 252	
21	International Centre for Migration Policy Development	88 500 000	
22	European Agency for Safety and Health at Work	86 406 625	
23	United Nations Industrial Development Organization	71 400 000	
24	International Monetary Fund	63 063 590	
25	World Bank Group	60 796 650	
26	Council of Europe Development Bank	58 210 000	
27	Council of Europe	48 560 808	
28	United Nations Entity for Gender Equality and the Empowerment of Women	46 350 000	
29	United Nations Educational, Scientific and Cultural Organisation	43 271 340	

30	Asian Development Bank	40 299 800
31	European Molecular Biology Laboratory	38 335 612
32	European Forest Institute	37 999 982
33	The Global Fund	35 403 986
34	United Nations Environment Programme	33 502 159
35	United Nations Population Fund	31 000 000
36	International Science and Technology Center	25 707 036
37	United Nations Office for the Coordination of Humanitarian Affairs	25 620 000
38	Inter-American Development Bank	24 779 500
39	International Finance Corporation	24 648 506
40	African Development Bank	24 600 000
41	Center for International Forestry	24 000 000
42	International Fund for Agricultural Development	22 750 000
43	World Organisation for Animal Health	22 475 000
44	African Union	20 500 000
45	International Telecommunication Union	18 099 458
46	Inter-American Institute for Cooperation on Agriculture	18 000 000
47	European University Institute	17 003 162
48	Organization for Security and Co-operation in Europe	16 402 865
49	International Atomic Energy Agency	15 700 000
50	Indian Ocean Commission	15 300 000
51	Centre for Agriculture and Bioscience International	14 953 905
52	Southern African Development Community	12 800 000
53	International Institute for Democracy and Electoral Assistance	11 664 999
54	Permanent Interstate Committee for drought control in the Sahel	10 000 000
55	International Institute of Tropical Agriculture	8 499 353
56	UN Capital Development Fund	8 440 000
57	Development Bank of Latin America and the Caribbean	7 856 000
58	United Nations Interregional Crime and Justice Research Institute	7 343 164
59	United Nations Capital Development	6 500 000
60	Organisation of American States	5 649 287
61	Regional Cooperation Council	5 500 000
62	Organisation of African, Caribbean and Pacific States	5 238 824
63	International Commission for the Conservation of Atlantic Tunas	5 205 666

64	Pan American Health Organization	5 150 000
65	International Centre of Insect Physiology and Ecology	5 040 000
66	Kavango–Zambezi Transfrontier Conservation Area	5 000 000
67	Intergovernmental Authority on Development	4 156 269
68	Central European Free Trade Agreement	4 000 000
69	Global Biodiversity Information Facility	4 000 000
70	International Maritime Organisation	4 000 000
71	International Olive Council	3 698 209
72	International Criminal Police Organisation	3 300 000
73	United Nations Institute for Training and Research	3 188 820
74	United Nations Economic Commission for Europe	2 867 053
75	International Commission on Missing Persons	2 499 986
76	Permanent Secretariat of the Transport Community	2 086 989
77	International Union for Conservation of Nature	2 000 000
78	United Nations University	2 000 000
79	European Medicines Agency	1 700 000
80	Organisation for the Prohibition of Chemical Weapons	1 605 448
81	Organisation of Ibero-American States for Education, Science and Culture	1 562 596
82	European Organization for Nuclear Research	1 248 207
83	World Customs Organisation	1 246 758
84	World Meteorological Organisation	1 200 000
85	International Center for Advanced Mediterranean Agroeconomic Studies	1 194 907
86	International Tropical Timber Organisation	1 111 182
87	Global Green Growth Institute	1 000 000
88	Caribbean Community	1 000 000
89	United Nations Framework Convention on Climate Change	919 030
90	Preparatory Commission for the Comprehensive Nuclear-Test-Ban Treaty Organisation	799 643
91	Organisation internationale de la Francophonie	756 000
92	Western and Central Pacific Fisheries Commission	701 634
93	North-East Atlantic Fisheries Commission	617 521
94	International Agency for Research on Cancer	610 000
95	Institute of International Law	500 000
96	International Sugar Organisation	448 863
97	International Grains Council	366 606
98	Commission for the Conservation of Antarctic Marine Living Resources	361 987

99	South Pacific Regional Fisheries Management Organisation	353 616	
100	International Iberian Nanotechnology Laboratory	329 397	
101	Inter-American Tropical Tuna Commission	321 469	
102	International Civil Aviation Organisation	310 813	
103	Pacific Islands Forum Fisheries Agency	305 000	
104	International Union for the Protection of New Varieties of Plants	281 728	
105	Organisation of Eastern Caribbean States	250 000	
106	United Nations Convention to Combat Desertification	192 604	
107	International Centre for Genetic Engineering and Biotechnology	175 737	
108	International Energy Agency	152 746	
109	Northwest Atlantic Fisheries Organisation	152 656	
110	World Meteorological Organisation	133 180	
111	International Tribunal for the Law of the Sea	107 000	
112	The East Mediterranean Gas Forum	100 000	
113	International Seabed Authority	92 200	
114	IEA Bioenergy	65 237	
115	North Atlantic Salmon Conservation Organisation	64 707	
116	European Patent Organisations	62 674	
117	Baltic Marine Environment Protection Commission	54 446	
118	Latin American Energy Organisation	50 000	
119	Hague Conference on Private International Law	39 000	
120	South East Atlantic Fisheries Organisation	35 895	
121	Convention for the Protection of the Marine Environment of the North-East Atlantic	35 835	
122	International Commission for the Protection of the Danube River	34 522	
123	European Centre for Social Welfare Policy and Research	31 221	
124	Pacific Community	28 160	
125	International Commission for the Protection of the Rhein River	27 613	
126	International Lead and Zinc Study Group	22 239	
127	International Nickel Study Group	13 893	
128	The International Centre for the registration of serial publications	9 543	
129	International Lead and Zinc Study Group	8 346	
130	European Patent Organisation	7 630	
131	Bonn Agreement	3 266	
Total		7 008 143 400	100.00%

II. Reasons for implementing EU-funded activities through international organisations

	Main reasons for implementing EU-funded activities through international organisations	2024 commitments (EUR)	%
1	Specific expertise	2 036 457 911	29.06%
2	Organisations of the United Nations and Red Cross families have singular capacities, privileges and access for effective delivering of humanitarian aid and are recognised by the EU's framework agreements	1 590 273 765	22.69%
3	Continuation of an existing programme	1 521 446 025	21.71%
4	Experience in the country/region	1 159 118 021	16.54%
5	Logistical and management capacities	216 833 171	3.09%
6	International mandate/regular contribution/membership or similar fees	186 369 587	2.66%
7	Other	126 344.699	1.80%
8	Presence in the country/region	85 725.747	1.22%
9	Result of call for proposal	64 050.369	0.91%
10	Optimisation of donor coordination	24 974.105	0.36%
	Total	7 008 134 400	100.00%

III. EU Programmes and Actions contracting with international organisations

	Programmes	2024 commitments	%
1	Neighbourhood, Development and International Cooperation Instrument - Global Europe (NDICI - Global Europe)	3 212 285 210	45.84%
2	Humanitarian Aid (HUMA)	1 393 963 418	19.89%
3	Pre-Accession Assistance (IPA III)	748 900 634	10.69%
4	European Space Programme	650 943 498	9.29%
5	Ukraine Facility	175 365 464	2.50%
6	European Defence Fund (Non-Research)	155 908 171	2.22%
7	Horizon Europe	106 979 004	1.53%
8	Connecting Europe Facility (CEF) - Transport	86 406 625	1.23%
9	Other actions	76 365 467	
10	European Recovery and Resilience Facility (incl. Technical Support Instrument)	72 278 986	
11	Digital Europe Programme	66 705 460	
12	EU4Health	59 054 630	
13	Common Foreign and Security Policy (CFSP)	28 948 188	
14	European Instrument for International Nuclear Safety Cooperation (INSC)	24 707 409	
15	Asylum, Migration and Integration Fund	20 214 746	
16	European Regional Development Fund (ERDF)	16 906 424	
17	Erasmus+	12 818 328	
18	Union Civil Protection Mechanism (RescEU)	12 189 105	
19	Employment and Social Innovation	10 026 090	
20	Support to the Turkish-Cypriot Community	8 512 003	
21	Nuclear Safety and decommissioning (incl. For Bulgaria and Slovakia)	8 035 000	
22	European Maritime, Fisheries and Aquaculture Fund (EMFAF)	7 763 892	
23	Single Market Programme (incl. SMEs)	7 220 103	
24	Sustainable Fisheries Partnership Agreements (SFPA) and Regional Fisheries Management Organisations (RFMO)	5 901 784	
25	Programme for Environment and Climate Action (LIFE)	5 418 820	
26	European Agricultural Guarantee Fund (EAGF)	5 219 000	
27	Actions financed under the prerogatives of the Commission and specific competences conferred to the Commission	5 162 590	
28	InvestEU Fund	5 000 000	
29	Integrated Border Management Fund (IBMF) - Instrument for border management and visa (BMVI)	4 000 000	

30	European Social Fund Plus (ESF+)	2 750 000	
31	Internal Security Fund (ISF)	2 600 000	
32	Rights and Values	2 530 330	
33	Cohesion Fund (CF)	2 020 500	
34	Other administrative expenditure	1 743 000	
35	Creative Europe	1 539 525	
36	Justice	1 253 419	
37	Euratom Research and Training Programme	252 600	
38	EU Anti-Fraud Programme	112 464	
39	Remuneration external staff	54 000	
40	Rents and purchases	31 724	
41	Security	26 550	
42	Training costs	14 545	
43	Publications	9 543	
44	Linked to buildings	4 400	
45	Cooperation in the field of customs (Customs)	750	
Total		7 008 143 400	100.00%

Getting in touch with the EU

In person

All over the European Union there are hundreds of Europe Direct information centres. You can find the address of the centre nearest you at: https://europa.eu/european-union/contact_en

On the phone or by email

Europe Direct is a service that answers your questions about the European Union. You can contact this service:

- by freephone: 00 800 6 7 8 9 10 11 (certain operators may charge for these calls),
- at the following standard number: +32 22999696 or
- by email via: https://europa.eu/european-union/contact_en

Finding information about the EU

Online

Information about the European Union in all the official languages of the EU is available on the Europa website at: https://europa.eu/european-union/index_en

EU publications

You can download or order free and priced EU publications at: <https://publications.europa.eu/en/publications>.

Multiple copies of free publications may be obtained by contacting Europe Direct or your local information centre (see https://europa.eu/european-union/contact_en).

EU law and related documents

For access to legal information from the EU, including all EU law since 1952 in all the official language versions, go to EUR-Lex at: <http://eur-lex.europa.eu>

Open data from the EU

The EU Open Data Portal (<http://data.europa.eu/euodp/en>) provides access to datasets from the EU. Data can be downloaded and reused for free, for both commercial and non-commercial purposes.



Find out more about the EU's financial programming
and budget by visiting our website regularly:
ec.europa.eu/budget

FOLLOW US ON:

facebook.com/EuropeanCommission
twitter.com/EU_Budget
twitter.com/EU_Commission



Publications Office
of the European Union