



**Next
Gen
EU**

RECOVERY AND RESILIENCE FACILITY

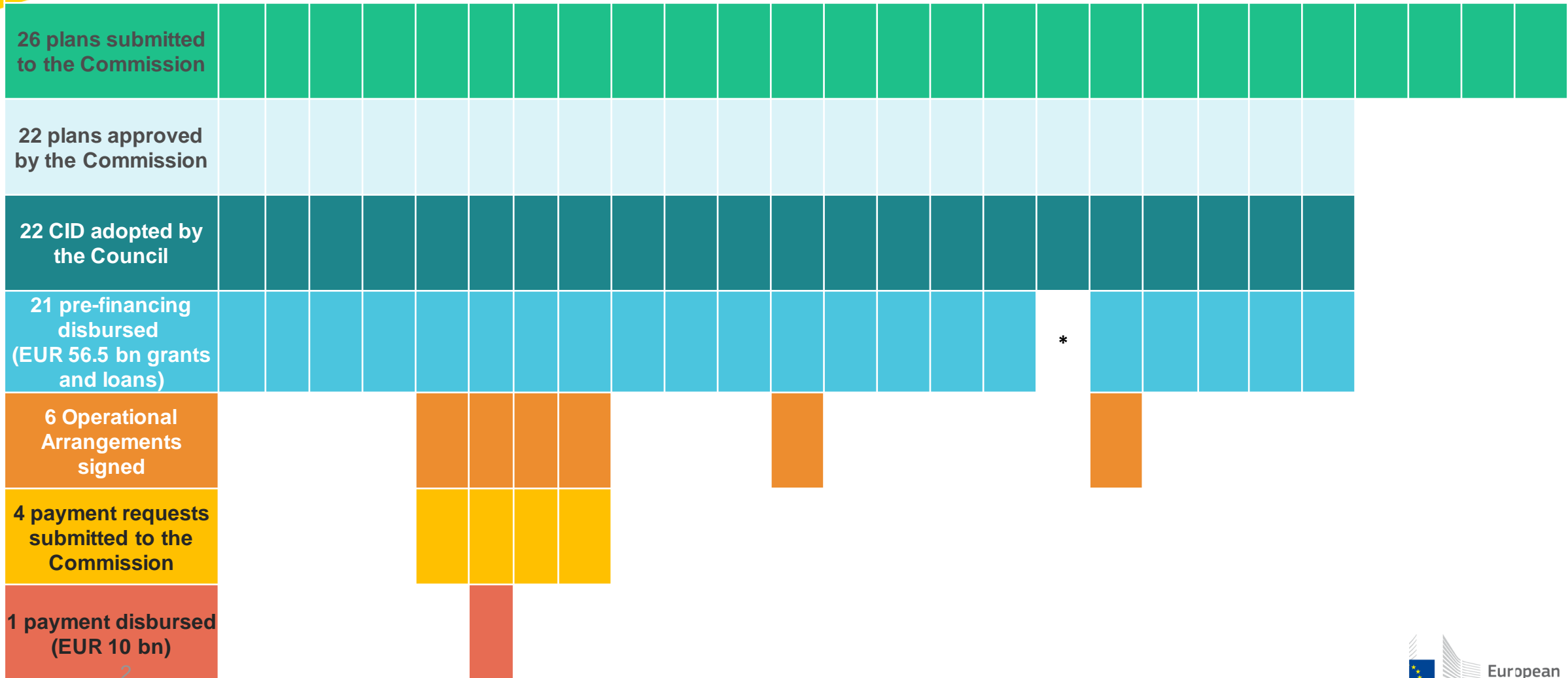
**RRF budgetary implementation – RRF
support towards territorial cohesion,
including synergies with other EU
programmes**

25 January 2022

State of play on implementation



BE CY DE DK EL ES FR IT LU LT LV PT SI CZ HR AT IE SK MT RO FI EE PL HU SE BG NL



* No pre-financing requested

Budgetary implementation: RRF disbursements in 2021 and in early 2022



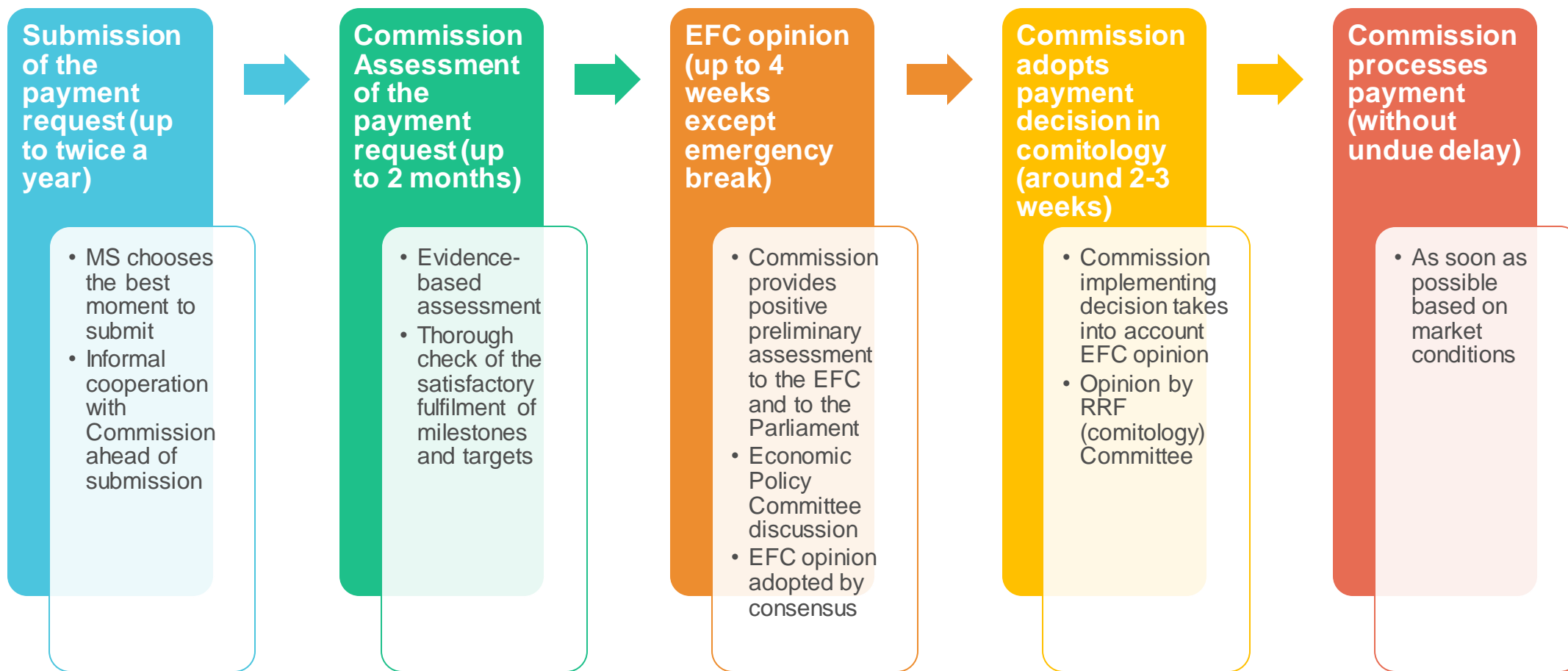
Member State	Grants	Loans	Grants and loans combined	
Austria	449,981,847.00		449,981,847.00	September 2021
Belgium	770,113,932.00		770,113,932.00	August 2021
Croatia	818,406,049.00		818,406,049.00	September 2021
Cyprus	130,772,986.00	26,041,600.00	156,814,586.00	September 2021
Czechia	914,640,681.00		914,640,681.00	September 2021
Denmark	201,682,144.00		201,682,144.00	September 2021
Estonia	126,008,898.00		126,008,898.00	December 2021
Finland	271,094,341.00		271,094,341.00	January 2022
France	5,117,881,402.00		5,117,881,402.00	August 2021
France	7,400,000,000.00		7,400,000,000.00	November 2021
Germany	2,250,000,000.00		2,250,000,000.00	August 2021
Greece	2,310,092,538.00	1,654,580,060.00	3,964,672,598.00	August 2021
Greece	3,600,000,000.00		3,600,000,000.00	December 2021
Italy	8,954,466,787.00	15,938,235,352.00	24,892,702,139.00	August 2021
Italy	21,000,000,000.00		21,000,000,000.00	December 2021
Latvia	237,380,000.00		237,380,000.00	September 2021
Lithuania	289,145,365.00		289,145,365.00	August 2021
Luxembourg	12,136,030.00		12,136,030.00	August 2021
Malta	41,132,454.00		41,132,454.00	December 2021
Portugal	1,807,948,257.00	350,870,000.00	2,158,818,257.00	August 2021
Romania	1,851,159,668.00		1,851,159,668.00	December 2021
Romania		1,942,479,890.00	1,942,479,890.00	January 2022
Slovakia	822,716,227.00		822,716,227.00	October 2021
Slovenia	231,000,547.00		231,000,547.00	September 2021
Spain	9,036,636,649.00		9,036,636,649.00	August 2021
Spain	10,000,000,000.00		10,000,000,000.00	December 2021
TOTAL	78,644,396,802.00	19,912,206,902.00	98,556,603,704.00	

PRE-FINANCING

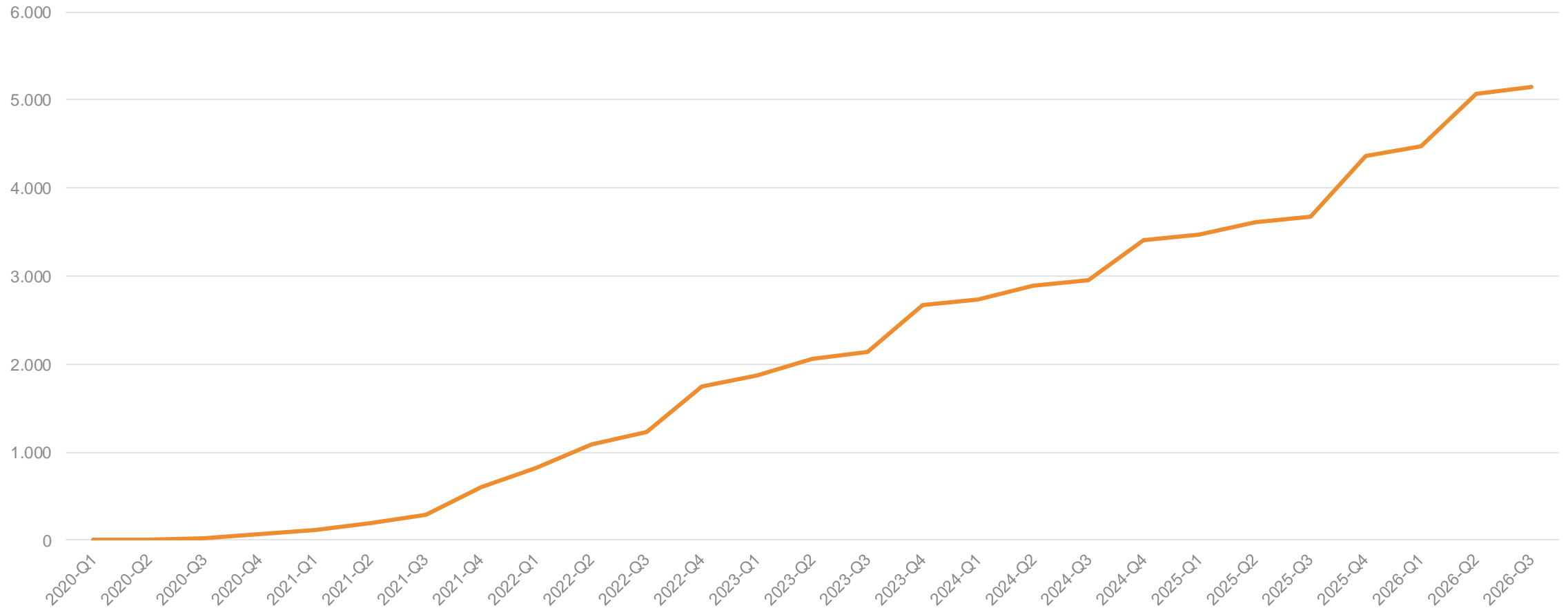
PAYMENT REQUEST

PAYMENT REQUEST
- IN ASSESSMENT

Timeline and process of payment requests



Estimated timeline for completion of milestones and targets



Indicative timeline on submission of payment requests



Expectations of payment requests during the first Semester of 2022

Second payment request	First payment request
ES	CY
IT	HR
EL	PT
	EE
	FI
	LU
	LV
	MT
	RO
	SK
	SI

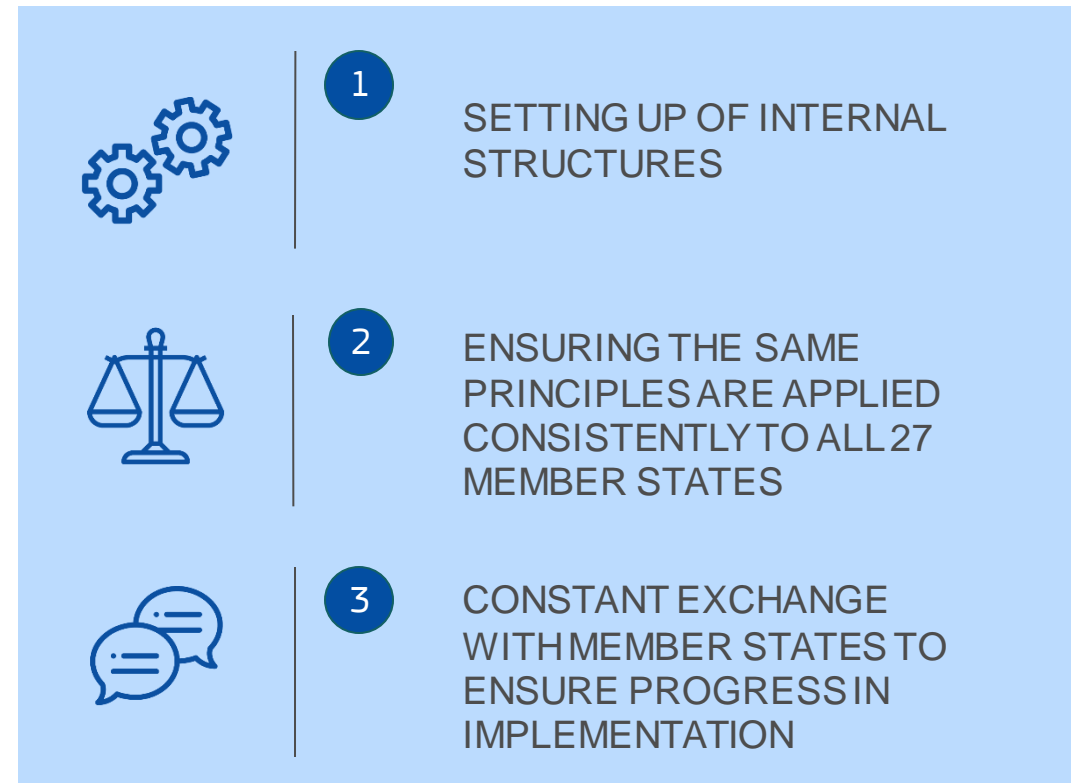
- Member States will submit their payment requests once their milestones and targets are fulfilled.
- It is therefore difficult to precisely anticipate the timing.
- Expectation to receive 30-40 payment requests in 2022.
- Half of the Member States have chosen to have two payment requests per year. The others less frequently, up to once a year.
- The timing for requests linked to grants or loans can vary since instalments are separate.
- Indicative timing of payment requests are agreed in the Operational Arrangements.

The European Parliament will be kept informed on a regular basis of the related developments linked to the payment requests.

Transitioning to implementation phase: COM

On the side of the **Commission**:

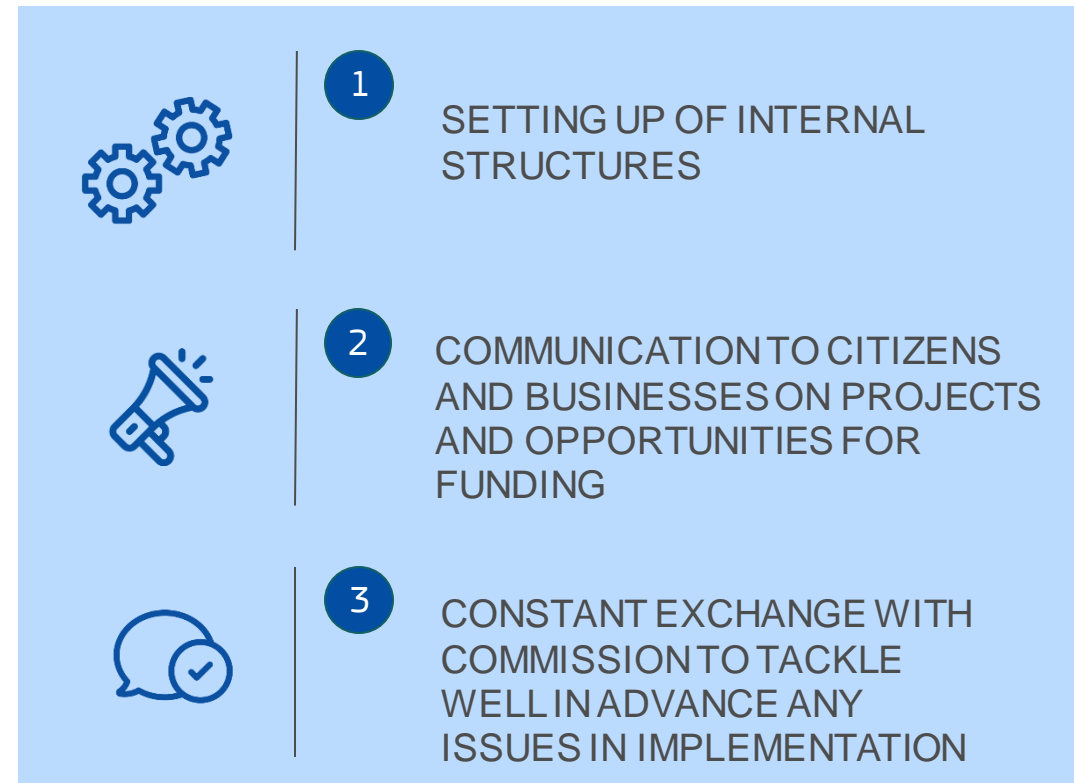
- ✓ Transition from assessment of plans to assessment of milestones and targets (in context of payment request)
- ✓ Changes in internal structure to cater for implementation phase (re-staffing of negotiating teams for Member States with more payment requests/larger financial allocation)
- ✓ Transition from assessment to implementation mind-set: collecting and tracking information
- ✓ Support under TSI for implementation of recovery and resilience plans



Transitioning to implementation phase: MS

On the side the **Member States**:

- ✓ Transition from preparation of plans to implementation of measures
- ✓ Changes in internal structure to cater for implementation phase, for example at the level of the coordinating authority as well as at the level of audit authorities
- ✓ Transition to monitoring and implementation mind-set: data collection and reporting on individual milestones and targets and the common indicators



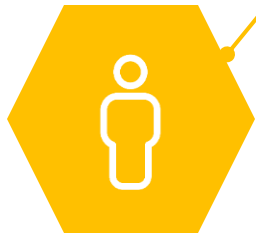


Reporting and data in context of RRF



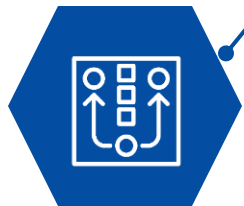
Data on implementation of the Facility

- Fulfilment of milestones and targets
- Reforms vs investments
- Analysis by policy pillars



Data per Member State

- Fulfilled milestones and targets
- Disbursements



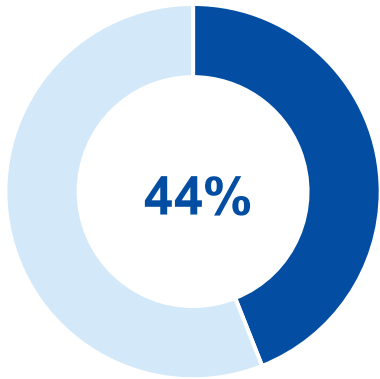
Data per common indicator

- Progress on common indicators
- Organised among 6 pillars

As set out in delegated acts, the Recovery and Resilience Scoreboard will display:

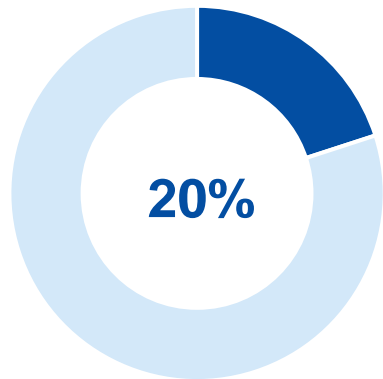
- Data collected by the Commission in context of monitoring the implementation of RRFs
- Data collected by Member States on common indicators

Synergies with other EU programmes



Partnership agreements for 2021-2027 programming period

- 44% of partnership agreements have been submitted to COM already (=12 Member States, incl. EL for which the partnership agreement was adopted already)



Operational programmes for 2021-2027 programming period

- 20% of the operational programmes have been submitted to the Commission so far
- Expected that in coming months the remaining Member States will follow

- The Commission is in the process of implementing the 2021-2027 funds
- One partnership agreement has been validated: Greece
- The Commission is in discussion with the other Member States regarding the preparation of their partnership agreements and the related programmes.

While discussions are ongoing, the Commission ensures consistency with the implementation of the recovery and resilience plans; in particular to ensure additionality of funding and avoidance of double funding.