



# **Online consultation on the Future of Europe**

## **Interim report**

*December 2018*

Report requested and co-ordinated by the European Commission,  
Directorate-General for Communication

This document does not represent the point of view of the European  
Commission.

The interpretations and opinions contained in it are solely those of the authors.

Kantar Public



Introduction .....	3
<b>1. Open-ended questions .....</b>	<b>5</b>
1.1 What would make you prouder of belonging to the European Union? .....	6
1.2 Education and training .....	10
1.3 Reducing inequalities .....	14
1.4 Agriculture, fisheries and food .....	18
1.5 Additional remarks .....	22
<b>2. Closed-ended questions .....</b>	<b>26</b>
2.1 Ideal future for the European Union .....	27
2.2 Harmonisation .....	28
2.3 Immigration .....	30
2.4 Environment .....	31
2.5 A safer life .....	32
2.6 Healthcare .....	33
2.7 Technology .....	34
2.8 Economic security .....	35
2.9 Risks .....	36
Profile of the respondents and methodology .....	37

# Introduction

## About the online consultation

Under the mandate of President Jean-Claude Juncker which started in November 2014, the European Commission made significant efforts to ensure that its decision-making was more transparent and closer to citizens. In March 2017, the Commission published a 'White Paper on the Future of Europe' presenting five possible scenarios and called for 'an honest and wide-ranging debate with citizens on how Europe should evolve in the years to come'. In less than four years, more than 1,200 Citizens' Dialogues (town-hall style debates) have been organised by the European Commission all across the European Union.

In parallel, several Member States and European institutions have launched other initiatives. In April 2018, all but European Union Member States (except the United Kingdom) have agreed on a Joint Framework on Citizens' Consultations, appreciating the central role of the Commission in this exercise.

The May 2019 Leaders' informal meeting in Sibiu, Romania, will be the first EU-27 summit after Brexit. At this summit, EU leaders are expected to commit to an EU that delivers on the issues that really matter to people, sending a strong message for the upcoming European Parliament elections. A year ahead of this event, in May 2018, the European Commission launched an unprecedented process of participative democracy.

The online consultation on the Future of Europe is based on a questionnaire developed by citizens through a participatory panel. It aims at exploring citizens' concerns, hopes and expectations regarding the future of the Union. The panel was a two-day event organised by the European Commission in partnership with the European Economic and Social Committee, held in Brussels on 4-6 May 2018. It brought together 96 citizens from 27 EU Member States (2 to 5 participants per country), from different age brackets and with varying socio-economic status. Strict recruitment criteria were applied to ensure that the panel reflected the diversity of European citizens. For two days, participants had the opportunity to discuss and exchange ideas on the topics they wanted to be tackled in this consultation. The result of this panel is the questionnaire used in this online consultation.

On 9 May 2018, three days after the end of the panel, the citizen's consultation was made available online in all EU official languages (9 May 2018). The questionnaire consists of five open-ended questions, and seven closed-ended questions.

## Overview

This interim report analyses the responses received in the period May 2018 - November 2018. The consultation is still ongoing and is expected to continue until May 2019.

The closed-ended and open-ended questions analysed in this report do not have the same cut-off dates:

- 17 October 2018 for the open-ended questions;
- 9 November 2018 for the closed-ended questions.

This difference is due to the fact that the extraction and analysis of open-ended questions is a process which takes more time.

As a result, the total number of responses analysed for the open-ended and closed-ended questions differs:

- 51,877 responses for the analysis of open-ended questions
- 65,485 responses for the analysis of closed-ended questions

*Nota bene*

- The sample of respondents in the consultation differs from the general population of the European Union. Because of the open character of the consultation, the diversity of efforts made at national level to promote it and its dissemination among members of different interest groups, its results cannot be considered as representative of the EU population. Therefore, readers should bear in mind that the results of this consultation reflect the views of European citizens who took part. The results should be interpreted with caution for countries with a low level of participants
- The aggregate numbers presented below are heavily influenced by those countries which are over-represented in the consultation. The analysis of the top three topics per country shows that there are notable national differences in the frequency with which topics are cited.

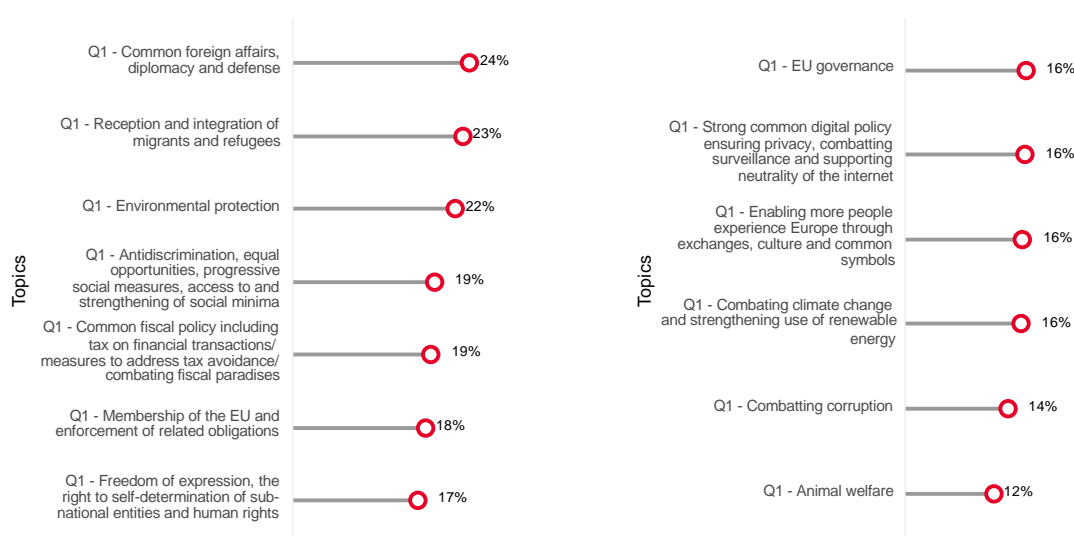
# **1. Open-ended questions**

## 1.1 What would make you prouder of belonging to the EU?

When asked 'What decisions taken at European Union level would make you prouder of belonging to the Union?', more than one in five respondents to the consultation spontaneously talked about **the external dimension of the EU, the reception and integration of migrants, and/or environmental protection**.

Overall thirteen main themes emerged from this open-ended question. These themes cover a broad range of topics ranging from institutional issues at EU level (such as governance), through global issues such as the environment, climate change and migration, through rights, to some more technical issues such as fiscal policy and combating tax avoidance and tax havens or combating corruption. Some specific topics came high on the list of matters raised, and potentially pose the question of whether the consultation was more strongly disseminated among groups with certain specific interests.

**Main topics mentioned in the consultation (% share of respondents)**



*Note:*

While the question was phrased in terms of pride in belonging to the EU, the contributions suggest that most respondents simply said what they would like the EU to focus on.

At the same time, the topics identified and the vast majority of verbatims reviewed clearly show an ambition for the EU to take a leadership role.

**Top three topics per country** (n= number of responses analysed)

<b>Austria</b> (n=646)	<b>Belgium</b> (n=883)	<b>Bulgaria</b> (n=136)	<b>Croatia</b> (n=30)
<p>1.Common foreign affairs, diplomacy and defence</p> <p>2.Reception and integration of migrants and refugees</p> <p>3.Common fiscal policy including tax on financial transactions and measures to address tax avoidance/ combating tax havens</p>	<p>1.Environmental protection</p> <p>2.Common foreign affairs, diplomacy and defence</p> <p>3.Combating climate change and strengthening the use of renewable energy</p>	<p>1.Common foreign affairs, diplomacy and defence</p> <p>2.Membership of the EU and enforcement of related obligations</p> <p>3.Antidiscrimination, equal opportunities, progressive social measures, access to and strengthening of social minima</p>	<p>1.Strong common digital policy ensuring privacy, combatting surveillance and supporting net neutrality</p> <p>1.Reception and integration of migrants and refugees</p> <p>1.Common foreign affairs, diplomacy and defence</p>
<b>Cyprus</b> (n=23)	<b>Czechia</b> (n=330)	<b>Denmark</b> (n=110).	<b>Estonia</b> (n=23)
<p>1.Enabling more people to experience Europe through exchanges, culture and common symbols</p> <p>2.Antidiscrimination, equal opportunities, progressive social measures, access to and strengthening of social minima</p> <p>2.Common foreign affairs, diplomacy and defence</p>	<p>1.Strong common digital policy ensuring privacy, combatting surveillance and supporting net neutrality</p> <p>2.Membership of the EU and enforcement of related obligations</p> <p>3.Common foreign affairs, diplomacy and defence</p>	<p>1.Environmental protection</p> <p>2.Common foreign affairs, diplomacy and defence</p> <p>2.Membership of the EU and enforcement of related obligations</p>	<p>1.Enabling more people to experience Europe through exchanges, culture and common symbols</p> <p>2.Environmental protection</p> <p>2.Membership of the EU and enforcement of related obligations</p> <p>2.Learning mobility, exchange programmes, Erasmus</p>
<b>Finland</b> (n=173)	<b>France</b> (n=12048)	<b>Germany</b> (n=5858)	<b>Greece</b> (n=165)
<p>1.Common foreign affairs, diplomacy and defence</p> <p>2.Environmental protection</p> <p>2.Combating climate change and strengthening the use of renewable energy</p>	<p>1.Environmental protection</p> <p>2.Common fiscal policy including tax on financial transactions and measures to address tax avoidance/ combating tax havens</p> <p>3.Reception and integration of migrants and refugees</p>	<p>1.Common foreign affairs, diplomacy and defence</p> <p>2.Reception and integration of migrants and refugees</p> <p>3.Environmental protection</p>	<p>1.Common foreign affairs, diplomacy and defence</p> <p>2.Antidiscrimination, equal opportunities, progressive social measures, access to and strengthening of social minima</p> <p>3.Reception and integration of migrants and refugees</p>

<b>Hungary</b> (n=3873)	<b>Ireland</b> (n=141)	<b>Italy</b> (n=1314)	<b>Latvia</b> (n=18)
<p>1.Membership of the EU and enforcement of related obligations</p> <p>2.Combatting corruption</p> <p>3.Antidiscrimination, equal opportunities, progressive social measures, access to and strengthening of social minima</p>	<p>1.Environmental protection</p> <p>2.Antidiscrimination, equal opportunities, progressive social measures, access to and strengthening of social minima</p> <p>3.Enabling more people to experience Europe through exchanges, culture and common symbols</p>	<p>1.Common foreign affairs, diplomacy and defence</p> <p>2.Reception and integration of migrants and refugees</p> <p>3.Enabling more people to experience Europe through exchanges, culture and common symbols</p>	<p>1.Strong common digital policy ensuring privacy, combatting surveillance and supporting net neutrality</p> <p>2.Environmental protection</p> <p>3.Common foreign affairs, diplomacy and defence</p>
<b>Lithuania</b> (n=42)	<b>Luxembourg</b> (n=116)	<b>Malta</b> (n=53)	<b>Netherlands</b> (n=560)
<p>1.Combatting climate change and strengthening the use of renewable energy</p> <p>2.Antidiscrimination, equal opportunities, progressive social measures, access to and strengthening of social minima</p> <p>2.Reception and integration of migrants and refugees</p> <p>2.Common foreign affairs, diplomacy and defence</p>	<p>1.Common foreign affairs, diplomacy and defence</p> <p>2.Reception and integration of migrants and refugees</p> <p>3.Environmental protection</p>	<p>1.Antidiscrimination, equal opportunities, progressive social measures, access to and strengthening of social minima</p> <p>2.Reception and integration of migrants and refugees</p> <p>3.Environmental protection</p>	<p>1.Strong common digital policy ensuring privacy, combatting surveillance and supporting net neutrality</p> <p>2.Common foreign affairs, diplomacy and defence</p> <p>3.Environmental protection</p>
<b>Poland</b> (n=322)	<b>Portugal</b> (n=544)	<b>Romania</b> (n=373)	<b>Slovakia</b> (n=362)
<p>1.Membership of the EU and enforcement of related obligations</p> <p>2.Common foreign affairs, diplomacy and defence</p> <p>3.Antidiscrimination, equal opportunities, progressive social measures, access to and strengthening of social minima</p>	<p>1.Antidiscrimination, equal opportunities, progressive social measures, access to and strengthening of social minima</p> <p>2.Environmental protection</p> <p>3.Common fiscal policy including tax on financial transactions and measures to address tax avoidance/ combating tax havens</p> <p>3.Reception and integration of migrants and refugees</p>	<p>1.Membership of the EU and enforcement of related obligations</p> <p>2.Strong common digital policy ensuring privacy, combatting surveillance and supporting net neutrality</p> <p>3.Antidiscrimination, equal opportunities, progressive social measures, access to and strengthening of social minima</p>	<p>1.Reception and integration of migrants and refugees</p> <p>2.Membership of the EU and enforcement of related obligations</p> <p>3.Enabling more people to experience Europe through exchanges, culture and common symbols</p>
<b>Slovenia</b> (n=77)	<b>Spain</b> (n=3166)	<b>Sweden</b> (n=178)	<b>United Kingdom</b> (n=562).
<p>1.Antidiscrimination, equal opportunities, progressive social measures, access to and strengthening of social minima</p> <p>2.Common foreign affairs, diplomacy and defence</p> <p>3.Reception and integration of migrants and refugees</p>	<p>1.Freedom of expression, the right to self-determination of sub-national entities and human rights</p> <p>2.Reception and integration of migrants and refugees</p> <p>3.Membership of the EU and enforcement of related obligations</p>	<p>1.Environmental protection</p> <p>2.Reception and integration of migrants and refugees</p> <p>3.Strong common digital policy ensuring privacy, combatting surveillance and supporting net neutrality</p>	<p>1.EU governance</p> <p>2.Reception and integration of migrants and refugees</p> <p>3.Strong common digital policy ensuring privacy, combatting surveillance and supporting net neutrality</p>



## Most prevalent topics in individual countries

Topic	Countries where the topic is over-represented
Common foreign affairs, diplomacy and defence	Germany, Bulgaria, Greece, Austria
Reception and integration of migrants and refugees	Slovakia, Malta, Cyprus and Croatia
Environmental protection	France
Antidiscrimination, equal opportunities, progressive social measures, access to and strengthening of social minima	Malta, Portugal, Slovenia, Cyprus, Lithuania, Ireland, Greece, Romania
Common fiscal policy including tax on financial transactions and measures to address tax avoidance/ combating tax havens	France
Membership of the EU and enforcement of related obligations	Hungary, Romania, Bulgaria, Slovakia, Poland, Denmark
Freedom of expression, the right to self-determination of sub-national entities and human rights	Spain
EU Governance	Cyprus
Strong common digital policy ensuring privacy, combatting surveillance and supporting net neutrality	Germany, Czechia, Sweden, Latvia, Netherlands, Romania
Enabling more people to experience Europe through exchanges, culture and common symbols	Ireland, Cyprus, Romania
Combating climate change and strengthening the use of renewable energy	Belgium, Finland, Lithuania, Denmark, Netherlands
Combatting corruption	Bulgaria, Romania, Hungary
Animal welfare	France, Slovenia

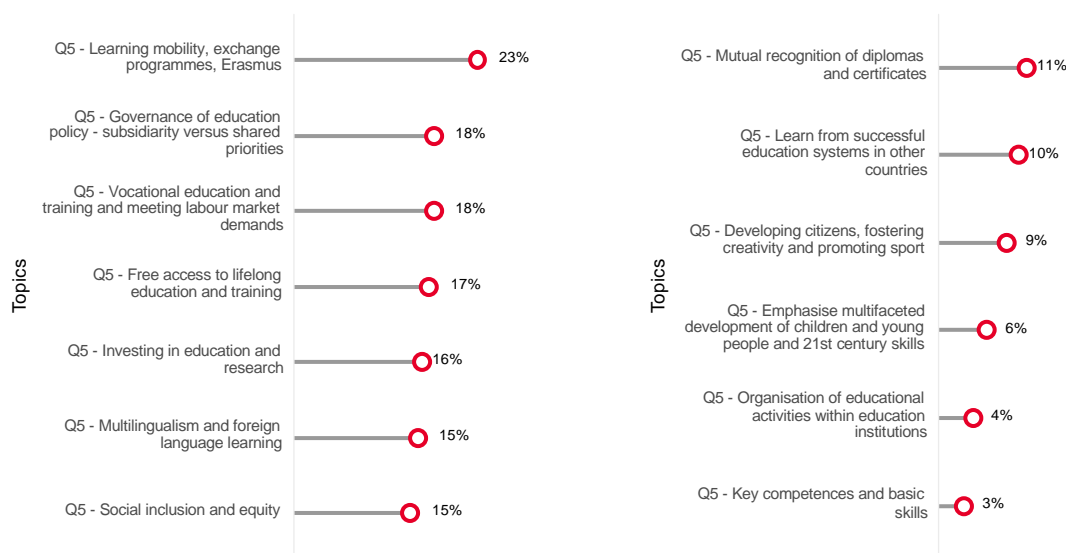
## 1.2 Education and training

The open public consultation asked respondents to provide their views on the question: *How could education and training be improved in Europe?* The responses to this question were open, and respondents were able to provide responses unprompted. 34,336 respondents answered this question.

The analysis identified 14 main recurrent themes. By far the most commonly mentioned theme concerned **learning mobility and exchange programmes**, often explicitly citing **Erasmus**. This was followed by mentions of EU-level governance of education and training with rather polarised opinions, some contributors calling for common standards and even harmonisation, and others emphasising the subsidiarity principle and the fact that these policies should remain a national competence. Just as many respondents discussed the need to strengthen vocational education and training, and to enhance the labour market relevance of education and training. Access to education, in particular free of charge, was also frequently mentioned. More funding for research was also a very frequent demand. Strengthening social inclusion in education and training, tackling disadvantage and aiming for equal opportunities was mentioned by nearly 15% of respondents. It is also noteworthy that nearly 9% of respondents called for education and training that fosters development in areas such as creativity, culture, citizenship and sport, while a further 6% of contributions talked about the multifaceted development of young people beyond the more traditional subject matters.

Equity in access to education was highly ranked in the responses to the close ended question about ideal future of the EU. This topic was ranked third (36% of respondents considered it as important). This is in line with the findings of the analysis of open ended questions which shows that many people spoke about gratuity of access and measures to foster equity in education and training.

### Main topics mentioned in the consultation (% share of respondents)



The three main topics for each of the EU28 countries are presented in table 3 below. However, this information should be treated with caution as for eight of these countries fewer than 100 people responded to this question.

**Top three topics per country** (n= number of responses analysed)

<b>Austria</b> (n=632)	<b>Belgium</b> (n=909)	<b>Bulgaria</b> (n=163)	<b>Croatia</b> (n=33)
<p>1.Free access to lifelong education and training</p> <p>2.Social inclusion and equity</p> <p>3.Learning mobility, exchange programmes, Erasmus</p>	<p>1.Learning mobility, exchange programmes, Erasmus</p> <p>2.Vocational education and training and meeting labour market demands</p> <p>3.Free access to lifelong education and training</p> <p>3. Governance of education and training at EU level – subsidiarity versus shared priorities</p>	<p>1.Governance of education and training at EU level – subsidiarity versus shared priorities</p> <p>2.Learning mobility, exchange programmes, Erasmus</p> <p>3.Free access to lifelong education and training</p> <p>4.Investing in education and research</p>	<p>1.Learning mobility, exchange programmes, Erasmus</p> <p>2.Free access to lifelong education and training</p> <p>3.Governance of education and training at EU level – subsidiarity versus shared priorities</p>
<b>Cyprus</b> (n=24)	<b>Czechia</b> (n=350)	<b>Denmark</b> (n=98).	<b>Estonia</b> (n=25)
<p>1.Vocational education and training and meeting labour market demands</p> <p>2.Developing citizens, fostering creativity and promoting sport</p> <p>2.Free access to lifelong education and training</p> <p>2.Emphasise multifaceted development of children and young people and 21st century skills</p> <p>2.Governance of education and training at EU level – subsidiarity versus shared priorities</p>	<p>1.Learning mobility, exchange programmes, Erasmus</p> <p>2.Governance of education and training at EU level – subsidiarity versus shared priorities</p> <p>3.Free access to lifelong education and training</p>	<p>1.Learning mobility, exchange programmes, Erasmus</p> <p>2.Free access to lifelong education and training</p> <p>2.Governance of education and training at EU level – subsidiarity versus shared priorities</p>	<p>1.Free access to lifelong education and training</p> <p>2.Vocational education and training and meeting labour market demands</p> <p>2.Governance of education and training at EU level – subsidiarity versus shared priorities</p> <p>2.Learning mobility, exchange programmes, Erasmus</p>
<b>Finland</b> (n=146)	<b>France</b> (n=12261)	<b>Germany</b> (n=6253)	<b>Greece</b> (n=176)
<p>1.Free access to lifelong education and training</p> <p>2.Social inclusion and equity</p> <p>2.Governance of education and training at EU level – subsidiarity versus shared priorities</p>	<p>1.Learning mobility, exchange programmes, Erasmus</p> <p>2.Multilingualism and foreign language learning</p> <p>3.Vocational education and training and meeting labour market demands</p>	<p>1.Free access to lifelong education and training</p> <p>2.Vocational education and training and meeting labour market demands</p> <p>3.Social inclusion and equity</p> <p>4.Governance of education and training at EU level – subsidiarity versus shared priorities</p>	<p>1.Governance of education and training at EU level – subsidiarity versus shared priorities</p> <p>2.Learning mobility, exchange programmes, Erasmus</p> <p>3.Free access to lifelong education and training</p>
<b>Hungary</b> (n=4200)	<b>Ireland</b> (n=148)	<b>Italy</b> (n=1303)	<b>Latvia</b> (n=20)
<p>1.Investing in education and research</p> <p>2.Governance of education and training at EU level – subsidiarity versus shared priorities</p> <p>3.Social inclusion and equity</p>	<p>1.Free access to lifelong education and training</p> <p>2.Learning mobility, exchange programmes, Erasmus</p> <p>3.Vocational education and training and meeting labour market demands</p> <p>4.Governance of education and training at EU level – subsidiarity versus shared priorities</p>	<p>1.Learning mobility, exchange programmes, Erasmus</p> <p>2.Governance of education and training at EU level – subsidiarity versus shared priorities</p> <p>3.Free access to lifelong education and training</p>	<p>1.Governance of education and training at EU level – subsidiarity versus shared priorities</p> <p>2.Investing in education and research</p> <p>3.Learning mobility, exchange programmes, Erasmus</p>

<b>Lithuania</b> (n=49)	<b>Luxembourg</b> (n=109)	<b>Malta</b> (n=47)	<b>Netherlands</b> (n=549)
<p>1.Governance of education and training at EU level – subsidiarity versus shared priorities</p> <p>1.Learning mobility, exchange programmes, Erasmus</p> <p>2.Free access to lifelong education and training</p> <p>2.Vocational education and training and meeting labour market demands</p>	<p>1.Learning mobility, exchange programmes, Erasmus</p> <p>2.Multilingualism and foreign language learning</p> <p>3.Free access to lifelong education and training</p> <p>3.Governance of education and training at EU level – subsidiarity versus shared priorities</p>	<p>1.Learning mobility, exchange programmes, Erasmus</p> <p>2.Social inclusion and equity</p> <p>3.Governance of education and training at EU level – subsidiarity versus shared priorities</p>	<p>1.Free access to lifelong education and training</p> <p>2.Investing in education and research</p> <p>3.Learning mobility, exchange programmes, Erasmus</p>
<b>Poland</b> (n=343)	<b>Portugal</b> (n=590)	<b>Romania</b> (n=458)	<b>Slovakia</b> (n=421)
<p>1.Learning mobility, exchange programmes, Erasmus</p> <p>2.Governance of education and training at EU level – subsidiarity versus shared priorities</p> <p>3.Free access to lifelong education and training</p>	<p>1.Learning mobility, exchange programmes, Erasmus</p> <p>2.Free access to lifelong education and training</p> <p>3.Governance of education and training at EU level – subsidiarity versus shared priorities</p>	<p>1.Governance of education and training at EU level – subsidiarity versus shared priorities</p> <p>2.Free access to lifelong education and training</p> <p>3.Vocational education and training and meeting labour market demands</p>	<p>1.Vocational education and training and meeting labour market demands</p> <p>2.Governance of education and training at EU level – subsidiarity versus shared priorities</p> <p>3.Social inclusion and equity</p> <p>3.Investing in education and research</p>
<b>Slovenia</b> (n=77)	<b>Spain</b> (n=3040)	<b>Sweden</b> (n=154)	<b>United Kingdom</b> (n=576).
<p>1.Learning mobility, exchange programmes, Erasmus</p> <p>2.Free access to lifelong education and training</p> <p>3.Vocational education and training and meeting labour market demands</p>	<p>1.Free access to lifelong education and training</p> <p>2.Governance of education and training at EU level – subsidiarity versus shared priorities</p> <p>3.Investing in education and research</p>	<p>1.Learning mobility, exchange programmes, Erasmus</p> <p>2.Governance of education and training at EU level – subsidiarity versus shared priorities</p> <p>3.Free access to lifelong education and training</p> <p>3.Investing in education and research</p>	<p>1.Governance of education and training at EU level – subsidiarity versus shared priorities</p> <p>2.Free access to lifelong education and training</p> <p>3.Vocational education and training and meeting labour market demands</p>

## Most prevalent topics in individual countries

Topic	Countries where the topic is over-represented
Learning mobility, exchange programmes and Erasmus	France, Italy, Slovenia
Governance of education policy at EU level	Lithuania, Romania, Greece, Bulgaria, Hungary, Latvia, Ireland
Vocational education and training and meeting labour market needs	Slovakia, Ireland
Free access to lifelong education and training	Hungary, Netherlands, Spain, Finland, Croatia, Ireland
Investing in education and research	Hungary, Latvia
Multilingualism and foreign language learning	France, Hungary, Luxembourg
Social inclusion and equity	Germany
Mutual recognition of diplomas and certificates	Germany, Luxembourg, Hungary, Greece
Learn from successful education systems in other countries	Finland
Developing citizens, fostering creativity and promoting sport	Belgium, Cyprus
Emphasise multifaceted development of children and young people and 21 <sup>st</sup> century skills	Hungary, Bulgaria, Cyprus
Organisation of educational activities within education institutions	France
Key competences and basic skills	France

## 1.3 Reducing inequalities

One of the open questions of the consultation was ‘On reducing inequalities, what areas do you think the European Union should prioritise?’ To date, more than 34 000 respondents expressed their view on this topic.

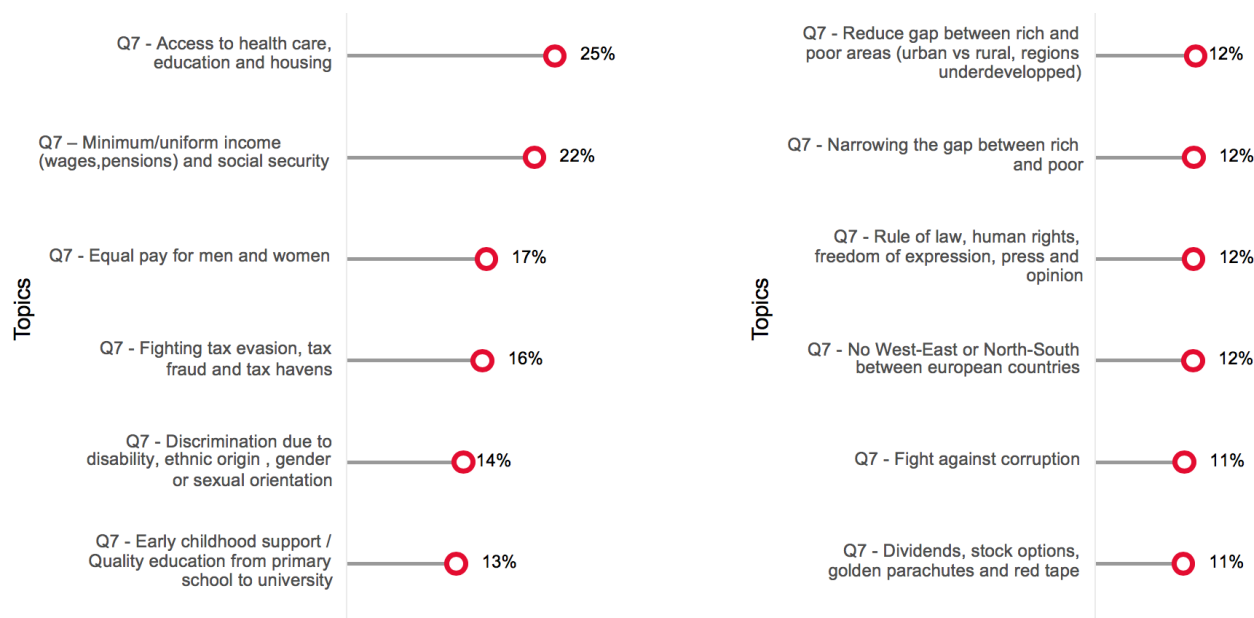
The analysis of the responses has allowed the identification of twelve broad categories of answers. The chart below illustrates the relevant prevalence of each category.

The two most frequently mentioned ideas to reduce inequalities are **granting access to healthcare, education and housing** (25% of mentions) and guaranteeing a minimum income to all (22%). These are followed by the need for equal treatment of men and women, specifically the issue of the gender pay gap (17%). A similar proportion (16%) mentions fighting tax evasion, fraud and tax havens. Just over one in ten (12%) of the respondents want to narrow the gap between rich and poor and 11% criticize wealth inequality in terms of excessive remuneration and recompense.

While inequalities are perceived predominantly as an economic issue, 14% of the responses also mention discriminations due to disability, ethnic origin, gender or sexual orientation and 12% of the verbatim are linked with rule of law, human rights, freedom of speech and opinion. A further 13% focus on the quality of education as a means to giving equal opportunity to all.

This list of topics is highly comparable to the results of the analysis of close ended questions. In the question about ideal future of the EU, access to education and healthcare are both seen as important by more than 30% of respondents (36 and 33 respectively). The issue of convergence of income levels is seen as important by 28% of respondents and gender equality by 21%. These are all topics that also came up prominently in the analysis of open ended questions.

**Main topics mentioned in the consultation (% share of respondents)**



**Top three topics per country (n= number of responses analysed)**

<b>Austria (n=615)</b>	<b>Belgium (n=913)</b>	<b>Bulgaria (n=159)</b>	<b>Croatia (n=32)</b>
<p>1 Fighting tax evasion, tax fraud and tax havens</p> <p>2 Minimum/uniform income (wages, pensions) and social security</p> <p>3 Equal pay for men and women</p>	<p>1 Minimum/uniform income (wages, pensions) and social security</p> <p>2 Access to healthcare, education and housing</p> <p>3 Fighting tax evasion, tax fraud and tax havens</p>	<p>1 Access to healthcare, education and housing</p> <p>2 No West-East or North-South between European countries</p> <p>3 Reduce gap between rich and poor areas (urban vs rural, regions underdeveloped)</p>	<p>1 Access to healthcare, education and housing</p> <p>2 No West-East or North-South between European countries</p> <p>3 Narrowing the gap between rich and poor</p> <p>3 Equal pay for men and women</p> <p>3 Minimum/uniform income (wages, pensions) and social security</p>
<b>Cyprus (n=25)</b>	<b>Czechia (n=331)</b>	<b>Denmark (n=105)</b>	<b>Estonia (n=28)</b>
<p>1 Access to healthcare, education and housing</p> <p>2 Equal pay for men and women</p> <p>3 Discrimination due to disability, ethnic origin, gender or sexual orientation</p> <p>3 Rule of law, human rights, freedom of expression, press and opinion</p>	<p>1 No West-East or North-South between European countries</p> <p>2 Rule of law, human rights, freedom of expression, press and opinion</p> <p>3 Discrimination due to disability, ethnic origin, gender or sexual orientation</p>	<p>1 Fighting tax evasion, tax fraud and tax havens</p> <p>2 Discrimination due to disability, ethnic origin, gender or sexual orientation</p> <p>2 Equal pay for men and women</p> <p>2 Minimum/uniform income (wages, pensions) and social security</p>	<p>1 Discrimination due to disability, ethnic origin, gender or sexual orientation</p> <p>1 No West-East or North-South between European countries</p> <p>2 Rule of law, human rights, freedom of expression, press and opinion</p>
<b>Finland (n=158)</b>	<b>France (n=12489)</b>	<b>Germany (n=6041)</b>	<b>Greece (n=170)</b>
<p>1 No West-East or North-South between European countries</p> <p>2 Access to healthcare, education and housing</p> <p>3 Narrowing the gap between rich and poor</p>	<p>1 Access to healthcare, education and housing</p> <p>2 Minimum/uniform income (wages, pensions) and social security</p> <p>3 Fighting tax evasion, tax fraud and tax havens</p>	<p>1 Minimum/uniform income (wages, pensions) and social security</p> <p>2 Fighting tax evasion, tax fraud and tax havens</p> <p>3 Access to healthcare, education and housing</p>	<p>1 Access to healthcare, education and housing</p> <p>2 Minimum/uniform income (wages, pensions) and social security</p> <p>3 Discrimination due to disability, ethnic origin, gender or sexual orientation</p> <p>3 Rule of law, human rights, freedom of expression, press and opinion</p>

<b>Hungary</b> (n=4589)	<b>Ireland</b> (n=142)	<b>Italy</b> (n=1255)	<b>Latvia</b> (n=21)
<p>1 Access to healthcare, education and housing</p> <p>2 No West-East or North-South between European countries</p> <p>3 Minimum/uniform income (wages, pensions) and social security</p>	<p>1 Access to healthcare, education and housing</p> <p>2 Discrimination due to disability, ethnic origin, gender or sexual orientation</p> <p>3 Rule of law, human rights, freedom of expression, press and opinion</p> <p>3 Equal pay for men and women</p>	<p>1 Access to healthcare, education and housing</p> <p>2 Early childhood support/ Quality education from primary school to university</p> <p>3 Minimum/uniform income (wages, pensions) and social security</p>	<p>1 Access to healthcare, education and housing</p> <p>2 Reduce gap between rich and poor areas (urban vs rural, regions underdeveloped)</p> <p>3 Early childhood support/ Quality education from primary school to university</p>
<b>Lithuania</b> (n=50)	<b>Luxembourg</b> (n=110)	<b>Malta</b> (n=47)	<b>Netherlands</b> (n=536)
<p>1 Early childhood support, Quality education from primary school to university</p> <p>2 Equal pay for men and women</p> <p>3 Discrimination due to disability, ethnic origin, gender or sexual orientation</p> <p>3 No West-East or North-South between European countries</p> <p>3 Fight against corruption</p> <p>3 Access to healthcare, education and housing</p> <p>3 Minimum/uniform income (wages, pensions) and social security</p>	<p>1 Discrimination due to disability, ethnic origin, gender or sexual orientation</p> <p>2 Equal pay for men and women</p> <p>3 Access to healthcare, education and housing</p> <p>3 Minimum/uniform income (wages, pensions) and social security</p>	<p>1 Equal pay for men and women</p> <p>2 Access to healthcare, education and housing</p> <p>3 Discrimination due to disability, ethnic origin, gender or sexual orientation</p>	<p>1 Discrimination due to disability, ethnic origin, gender or sexual orientation</p> <p>2 Access to healthcare, education and housing</p> <p>3 Narrowing the gap between rich and poor</p>
<b>Poland</b> (n=333)	<b>Portugal</b> (n=601)	<b>Romania</b> (n=443)	<b>Slovakia</b> (n=436)
<p>1 Access to healthcare, education and housing</p> <p>2 Discrimination due to disability, ethnic origin, gender or sexual orientation</p> <p>3 Equal pay for men and women</p>	<p>1 Access to healthcare, education and housing</p> <p>2 Minimum/uniform income (wages, pensions) and social security</p> <p>3 Discrimination due to disability, ethnic origin, gender or sexual orientation</p>	<p>1 Access to healthcare, education and housing</p> <p>2 No West-East or North-South between European countries</p> <p>3 Reduce gap between rich and poor areas (urban vs rural, regions underdeveloped)</p>	<p>1 Equal pay for men and women</p> <p>2 Access to healthcare, education and housing</p> <p>3 No West-East or North-South between European countries</p>
<b>Slovenia</b> (n=69)	<b>Spain</b> (n=2877)	<b>Sweden</b> (n=160)	<b>United Kingdom</b> (n=565)
<p>1 Minimum/uniform income (wages, pensions) and social security</p> <p>2 Equal pay for men and women</p> <p>3 Discrimination due to disability, ethnic origin, gender or sexual orientation</p>	<p>1 Access to healthcare, education and housing</p> <p>2 Rule of law, human rights, freedom of expression, press and opinion</p> <p>3 Minimum/uniform income (wages, pensions) and social security</p>	<p>1 Discrimination due to disability, ethnic origin, gender or sexual orientation</p> <p>2 Equal pay for men and women</p> <p>3 Access to healthcare, education and housing</p>	<p>1 Discrimination due to disability, ethnic origin, gender or sexual orientation</p> <p>2 Rule of law, human rights, freedom of expression, press and opinion</p>



## Most prevalent topics in individual countries

Topic	Countries where the topic is most prevalent
Access to healthcare, education and housing	Latvia, Romania
Minimum/uniform income (wages, pensions) and social security	
Equal pay for men and women	Malta, Slovenia, Sweden
Fighting tax evasion, tax fraud and tax havens	France, Austria, Germany
Discrimination due to disability, ethnic origin, gender or sexual orientation	Estonia, Ireland, Luxembourg, Slovenia, Sweden, Poland
Early childhood support/ Quality education from primary school to university	Italy, Lithuania
Reduce gap between rich and poor areas (urban vs rural, regions underdeveloped)	Romania, Latvia
Narrowing the gap between rich and poor	Finland, Lithuania, Ireland
Rule of law, human rights, freedom of expression, press and opinion	Ireland, Estonia, Greece, Spain
No West-East or North-South between European countries	Hungary, Czech Republic, Bulgaria, Finland, Poland, Estonia, Romania
Fight against corruption	Lithuania
Dividends, stock options, golden parachutes and red tape	Luxembourg

## 1.4 Agriculture, fisheries and food

The future of agriculture was also addressed in the citizen's consultation. Participants were asked what main actions the EU should prioritise "for the future of agriculture, fishery and food production in Europe". 33680 respondents answered this question.

The results of the open-ended question 1 confirm that respondents consider topics related to environmental protection important.

More than a quarter of respondents to this question (28%) mention the need for agriculture, fisheries and aquaculture to be more **respectful of the environment** in a broad sense, including issues around preservation of natural resources, and the preservation of biodiversity. Several other topics under this question also concern environmental protection and biodiversity. These topics offer a more specific perspective on the direction in which respondents wish agriculture, fisheries and aquaculture to evolve. Around a fifth of respondents call for each of these topics:

- Further development of **organic farming**/conversion to organic farming (22% of participants)
- Food safety/ Ban the use of chemical fertilisers, pesticides and other endocrine disruptors/ ban on GMOs (19%).

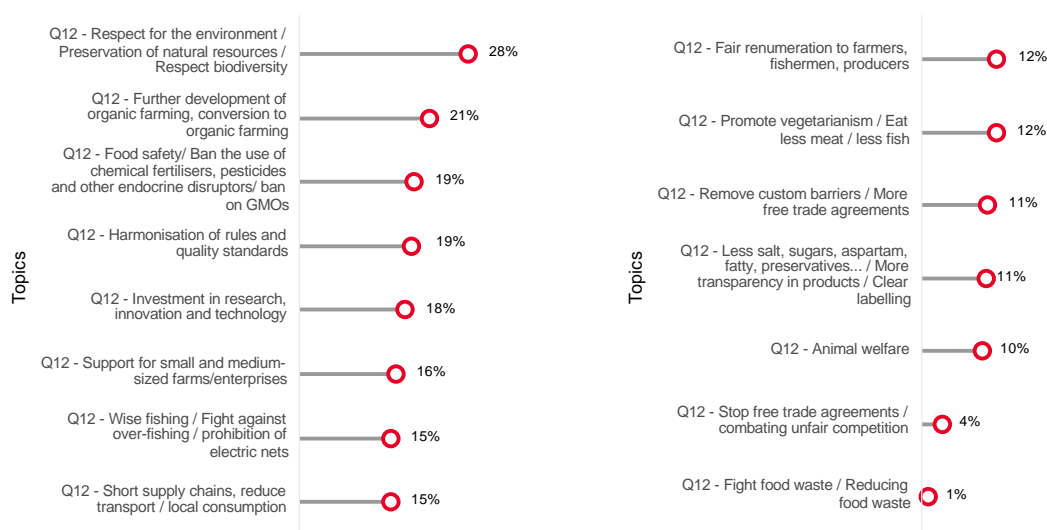
The two themes are related, but in the first one, respondents emphasise the transition to organic farming, while under the second one they discuss the impact of agriculture on health, with the banning of products considered harmful by the respondents.

- More harmonisation of rules and quality standards (19%).

For 18% of participants, better agriculture, fisheries and food production in Europe would need investment in research, innovation and technology.

These findings are consistent with those of the analysis of close ended questions, showing that 22% of respondents see an increase in organic agriculture as an aspect of an ideal future for the EU. The quality of agricultural goods ranks number four among areas where respondents wish to see more harmonisation at EU level (with two thirds of respondents calling for more harmonisation). A third of respondents see protecting biodiversity as a key issue for environmental protection. Agriculture, fisheries and aquaculture that are less intensive, using techniques that are less polluting or invasive are needed in order to achieve this objective.

### Main topics mentioned in the consultation (% share of respondents)



**Top three topics per country** (n= number of responses analysed)

<b>Austria</b> (n=646)	<b>Belgium</b> (n=895)	<b>Bulgaria</b> (150)	<b>Croatia</b> (29)
<ol style="list-style-type: none"> <li>1. Support for small and medium-sized farms/enterprises</li> <li>2. Respect for the environment/preservation of natural resources/respect biodiversity</li> <li>3. Investment in research, innovation and technology</li> </ol>	<ol style="list-style-type: none"> <li>4. Respect for the environment/preservation of natural resources/respect biodiversity</li> <li>5. Short supply chains, reduce transport/local consumption</li> <li>6. Investment in research, innovation and technology</li> </ol>	<ol style="list-style-type: none"> <li>1. Investment in research, innovation and technology</li> <li>2. Harmonisation of rules and quality standards</li> <li>3. Remove custom barriers/more free trade agreements</li> <li>3. Support for small and medium-sized farms/enterprises</li> </ol>	<ol style="list-style-type: none"> <li>1. Harmonisation of rules and quality standards</li> <li>2. Respect for the environment/preservation of natural resources/respect biodiversity</li> <li>3. Support for small and medium-sized farms/enterprises</li> <li>3. Investment in research, innovation and technology</li> </ol>
<b>Cyprus</b> (22)	<b>Czechia</b> (326)	<b>Denmark</b> (106)	<b>Estonia</b> (23)
<ol style="list-style-type: none"> <li>1. Harmonisation of rules and quality standards</li> <li>2. Respect for the environment/preservation of natural resources/Respect biodiversity</li> <li>3. Wise fishing/fight against over-fishing/prohibition of electric nets</li> <li>3. Remove custom barriers/More free trade agreements</li> <li>3. Investment in research, innovation and technology</li> </ol>	<ol style="list-style-type: none"> <li>1. Support for small and medium-sized farms/enterprises</li> <li>2. Respect for the environment/preservation of natural resources/respect biodiversity</li> <li>3. Remove custom barriers/More free trade agreements</li> </ol>	<ol style="list-style-type: none"> <li>1. Investment in research, innovation and technology</li> <li>2. Respect for the environment/preservation of natural resources/respect biodiversity</li> <li>2. Further development of organic farming, conversion to organic farming</li> </ol>	<ol style="list-style-type: none"> <li>1. Harmonisation of rules and quality standards</li> <li>2. Remove custom barriers/more free trade agreements</li> <li>3. Support for small and medium-sized farms/enterprises</li> </ol>
<b>Finland</b> (147)	<b>France</b> (12944)	<b>Germany</b> (6323)	<b>Greece</b> (144)
<ol style="list-style-type: none"> <li>1. Respect for the environment/preservation of natural resources/respect biodiversity</li> <li>2. Investment in research, innovation and technology</li> <li>3. Support for small and medium-sized farms/enterprises</li> </ol>	<ol style="list-style-type: none"> <li>1. Further development of organic farming, conversion to organic farming</li> <li>2. Respect for the environment/preservation of natural resources/respect biodiversity</li> <li>3. Food safety/ban the use of chemical fertilisers, pesticides and other endocrine disruptors/ban on GMOs</li> </ol>	<ol style="list-style-type: none"> <li>1. Respect for the environment/Preservation of natural resources/Respect biodiversity</li> <li>2. Further development of organic farming, conversion to organic farming</li> <li>3. Investment in research, innovation and technology</li> </ol>	<ol style="list-style-type: none"> <li>1. Harmonisation of rules and quality standards</li> <li>2. Investment in research, innovation and technology</li> <li>3. Respect for the environment/preservation of natural resources/respect biodiversity</li> </ol>
<b>Hungary</b> (3813)	<b>Ireland</b> (137)	<b>Italy</b> (1115)	<b>Latvia</b> (21)
<ol style="list-style-type: none"> <li>1. Respect for the environment/preservation of natural resources/respect biodiversity</li> <li>2. Food safety/ Ban the use of chemical fertilisers, pesticides and other endocrine disruptors/ban on GMOs</li> <li>3. Harmonisation of rules and quality standards</li> </ol>	<ol style="list-style-type: none"> <li>1. Respect for the environment/preservation of natural resources/respect biodiversity</li> <li>2. Remove custom barriers/more free trade agreements</li> <li>2. Investment in research, innovation and technology</li> </ol>	<ol style="list-style-type: none"> <li>1. Harmonisation of rules and quality standards</li> <li>1. Respect for the environment/preservation of natural resources/respect biodiversity</li> <li>2. investment in research, innovation and technology</li> </ol>	<ol style="list-style-type: none"> <li>1. Remove custom barriers/more free trade agreements</li> <li>2. Less salt, sugars, aspartame, fatty, preservatives.../more transparency in products/clear labelling</li> <li>2. Investment in research, innovation and technology</li> </ol>

<b>Lithuania</b> (43)	<b>Luxembourg</b> (98)	<b>Malta</b> (47)	<b>Netherlands</b> (548)
<ol style="list-style-type: none"> <li>1. Investment in research, innovation and technology</li> <li>2. Harmonisation of rules and quality standards</li> <li>3. Food safety/ Ban the use of chemical fertilisers, pesticides and other endocrine disruptors/ban on GMOs</li> </ol>	<ol style="list-style-type: none"> <li>1. Respect for the environment/preservation of natural resources/respect biodiversity</li> <li>2. Further development of organic farming, conversion to organic farming</li> <li>3. Support for small and medium-sized farms/enterprises</li> </ol>	<ol style="list-style-type: none"> <li>1. Food safety/ Ban the use of chemical fertilisers, pesticides and other endocrine disruptors/ ban on GMOs</li> <li>2. Respect for the environment/preservation of natural resources/respect biodiversity</li> <li>3. Investment in research, innovation and technology</li> </ol>	<ol style="list-style-type: none"> <li>1. Investment in research, innovation and technology</li> <li>2. Respect for the environment/preservation of natural resources/respect biodiversity</li> <li>3. Promote vegetarianism/eat less meat/less fish</li> </ol>
<b>Poland</b> (294)	<b>Portugal</b> (539)	<b>Romania</b> (417)	<b>Slovakia</b> (443)
<ol style="list-style-type: none"> <li>1. Respect for the environment/preservation of natural resources/respect biodiversity</li> <li>2. Food safety/ban the use of chemical fertilisers, pesticides and other endocrine disruptors/ ban on GMOs</li> <li>2. Investment in research, innovation and technology</li> </ol>	<ol style="list-style-type: none"> <li>1. Investment in research, innovation and technology</li> <li>2. Respect for the environment/preservation of natural resources/respect biodiversity</li> <li>3. Wise fishing/fight against over-fishing/prohibition of electric nets</li> </ol>	<ol style="list-style-type: none"> <li>1. Investment in research, innovation and technology</li> <li>2. Respect for the environment/preservation of natural resources/respect biodiversity</li> <li>3. Harmonisation of rules and quality standards</li> </ol>	<ol style="list-style-type: none"> <li>1. Remove custom barriers/more free trade agreements</li> <li>2. Harmonisation of rules and quality standards</li> <li>3. Support for small and medium-sized farms/enterprises</li> </ol>
<b>Slovenia</b> (70)	<b>Spain</b> (2257)	<b>Sweden</b> (158)	<b>United Kingdom</b> (536)
<ol style="list-style-type: none"> <li>1. Investment in research, innovation and technology</li> <li>2. Support for small and medium-sized farms/enterprises</li> <li>3. Respect for the environment/preservation of natural resources/respect biodiversity</li> <li>3. Harmonisation of rules and quality standards</li> </ol>	<ol style="list-style-type: none"> <li>1. Respect for the environment/preservation of natural resources/respect biodiversity</li> <li>2. Investment in research, innovation and technology</li> <li>3. Short supply chains, reduce transport/local consumption</li> </ol>	<ol style="list-style-type: none"> <li>1. Respect for the environment/preservation of natural resources/respect biodiversity</li> <li>2. Investment in research, innovation and technology</li> <li>3. Wise fishing/fight against over-fishing/prohibition of electric nets</li> </ol>	<ol style="list-style-type: none"> <li>1. Respect for the environment/preservation of natural resources/respect biodiversity</li> <li>2. Wise fishing/fight against over-fishing/prohibition of electric nets</li> <li>3. Investment in research, innovation and technology</li> </ol>

## Most prevalent topics in individual countries

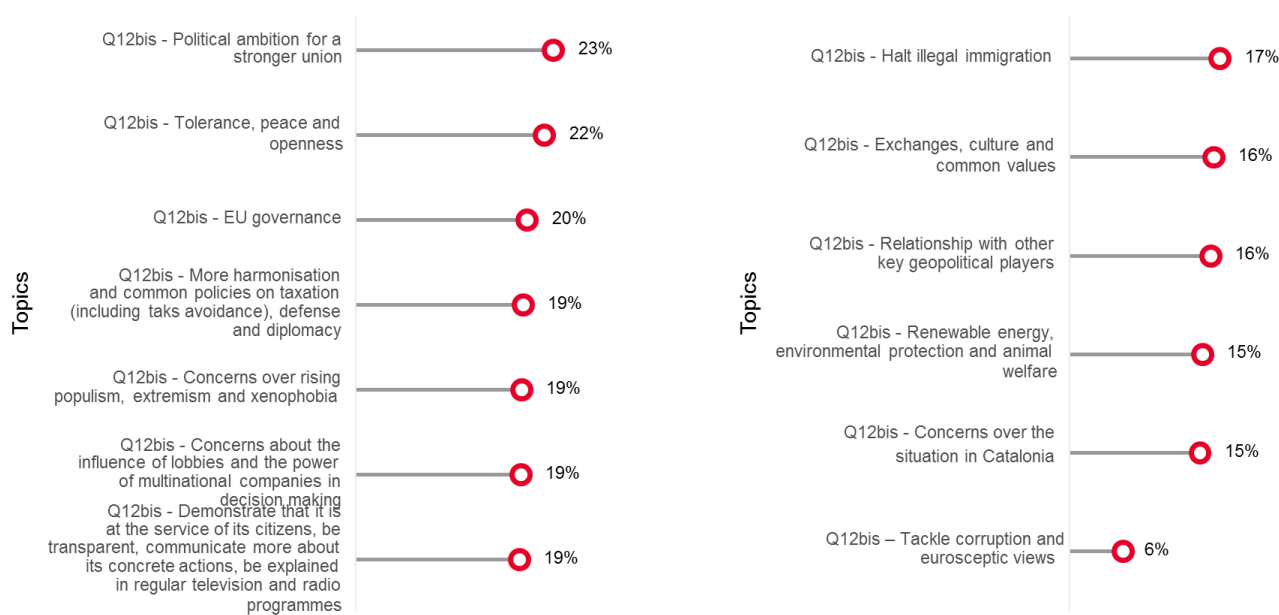
Topic	Countries where the topic is the most over-represented
Respect for the environment/preservation of natural resources/respect for biodiversity	Spain, Finland, Cyprus
Further development of organic farming, conversion to organic farming	France, Luxembourg, Denmark
Food safety/ban the use of chemical fertilisers, pesticides and other endocrine disruptors/ ban on GMOs	Malta, Poland, Hungary
Harmonisation of rules and quality standards	Estonia, Croatia, Cyprus
Investment in research, innovation and technology	Portugal, Denmark, the Netherlands
Support for small and medium-sized farms/enterprises	Czechia, Estonia, Croatia
Wise fishing/fight against over-fishing/prohibition of electric nets	Portugal, UK, Sweden
Short supply chains, reduce transport/local consumption	Belgium, Estonia, Slovakia
Remove custom barriers/more free trade agreements	Slovakia, Estonia, Latvia
Fair remuneration to farmers, fishermen, producers	Malta, Belgium, Greece
Promote vegetarianism/eat less meat / less fish	Sweden, Luxembourg, the Netherlands
Less salt, sugars, aspartame, fatty, preservatives, etc. /more transparency in products/clear labelling	Slovenia, Hungary, Latvia
Animal welfare	Germany, Sweden, Lithuania

## 1.5 Additional remarks

The Open Public Consultation closes with a question that gives respondents an opportunity to comment on any other concerns, hopes or expectations they may have for the future of Europe. Not all the respondents took this opportunity: nearly a third left this question unanswered. The 26,657 respondents who did respond mentioned thirteen main thematic areas. While the majority of the opinions expressed were positive or neutral in tone, raising specific ambitions that the EU should have, or concrete improvements that could be made, one group of responses was also openly negative about the EU as a whole.

Frequently cited issues include topics that are at a high level, calling for **strong political ambition** as well as **promoting the values of tolerance**, openness and peace. A related cluster of contributions mentions concerns about increasing populism and extremist views. Another group of topics concerns EU governance and the ways in which the EU makes and communicates its decisions. A third set of thematic clusters concerns specific policy areas, many of which have been already discussed in this report, such as environmental protection, fiscal policy, the external dimension, learning and cultural exchanges. There are also two thematic clusters that contrast with the other contributions which are more in favour of open societies; these concern measures against illegal immigration and verbatims mentioning leaving the EU or dissolving it.

### Main topics mentioned in the consultation (% share of respondents)



**Top three topics per country** (n= number of responses analysed)

<b>Austria</b> (n=495)	<b>Belgium</b> (n=687)	<b>Bulgaria</b> (n=113)	<b>Croatia</b> (n=16)
<p>1.Demonstrate that it is at the service of its citizens, be transparent, communicate more, etc.</p> <p>2.Concerns over rising populism, extremism and xenophobia</p> <p>3.EU governance</p>	<p>1.Demonstrate that it is at the service of its citizens, be transparent, communicate more, etc.</p> <p>2.Political ambition for a stronger union</p> <p>3.Tolerance, peace and openness</p>	<p>1. Political ambition for a stronger union</p> <p>2.Relationship with other key geopolitical players</p> <p>3. Tolerance, peace and openness</p>	<p>1.Halt illegal immigration</p> <p>2.Exchanges, culture and common values</p> <p>3. EU governance</p>
<b>Cyprus</b> (n=20)	<b>Czech Republic</b> (n=304)	<b>Denmark</b> (n=77).	<b>Estonia</b> (n=18)
<p>1.Relationship with other key geopolitical players</p> <p>1.Political ambition for a stronger union</p> <p>1. Tolerance, peace and openness</p>	<p>1.Political ambition for a stronger union</p> <p>2.Concerns over rising populism, extremism and xenophobia</p> <p>3.Demonstrate that it is at the service of its citizens, be transparent, communicate more, etc.</p>	<p>1.Concerns over rising populism, extremism and xenophobia</p> <p>2.EU governance</p> <p>3.Demonstrate that it is at the service of its citizens, be transparent, communicate more, etc.</p> <p>3.Political ambition for a stronger union</p>	<p>1.Halt illegal immigration</p> <p>2.Exchanges, culture and common values</p> <p>2.Concerns over rising populism, extremism and xenophobia</p> <p>2.Political ambition for a stronger union</p>
<b>Finland</b> (n=134)	<b>France</b> (n=9548)	<b>Germany</b> (n=4738)	<b>Greece</b> (n=122)
<p>1.Halt illegal immigration</p> <p>2.Renewable energy, environmental protection and animal welfare</p> <p>3.Concerns about the influence of lobbies, etc.</p> <p>3.Political ambition for a stronger union</p>	<p>1.Tolerance, peace and openness</p> <p>2.More harmonisation and common policies on taxation, defence and diplomacy</p> <p>3.Concerns about the influence of lobbies, etc.</p>	<p>1.Tolerance, peace and openness</p> <p>2.Concerns over rising populism, extremism and xenophobia</p> <p>3. Demonstrate that it is at the service of its citizens, be transparent, communicate more, etc.</p>	<p>1.Political ambition for a stronger union</p> <p>2.Tolerance, peace and openness</p> <p>3.More harmonisation and common policies on taxation, defence and diplomacy</p>
<b>Hungary</b> (n=3299)	<b>Ireland</b> (n=123)	<b>Italy</b> (n=997)	<b>Latvia</b> (n=17)
<p>1.Halt illegal immigration</p> <p>2. Political ambition for a stronger union</p> <p>3. Concerns over rising populism, extremism and xenophobia</p>	<p>1.Tolerance, peace and openness</p> <p>2. Political ambition for a stronger union</p> <p>3. Concerns over rising populism, extremism and xenophobia</p> <p>4. Demonstrate that it is at the service of its citizens, be transparent, communicate more, etc.</p>	<p>1. Political ambition for a stronger union</p> <p>2.Tolerance, peace and openness</p> <p>3.More harmonisation and common policies on taxation, defence and diplomacy</p>	<p>1.Tolerance, peace and openness</p> <p>1.More harmonisation and common policies on taxation, defence and diplomacy</p> <p>2.Relationship with key geopolitical players</p> <p>2.Exchanges, culture and common values</p> <p>2.EU governance</p> <p>2.Political ambition for a stronger union</p>

<p><b>Lithuania</b> (n=36)</p> <ol style="list-style-type: none"> <li>1. Concerns over rising populism, extremism and xenophobia</li> <li>2.Exchanges, culture and common values</li> <li>2. More harmonisation and common policies on taxation, defence and diplomacy</li> <li>2. Demonstrate that it is at the service of its citizens, be transparent, communicate more, etc.</li> <li>2. Political ambition for a stronger union</li> </ol>	<p><b>Luxembourg</b> (n=84)</p> <ol style="list-style-type: none"> <li>1.EU governance</li> <li>2.Tolerance, peace and openness</li> <li>3. Demonstrate that it is at the service of its citizens, be transparent, communicate more, etc.</li> </ol>	<p><b>Malta</b> (n=28)</p> <ol style="list-style-type: none"> <li>1.Halt illegal immigration</li> <li>2.More harmonisation and common policies on taxation, defence and diplomacy</li> <li>3. Demonstrate that it is at the service of its citizens, be transparent, communicate more, etc.</li> </ol>	<p><b>Netherlands</b> (n=479)</p> <ol style="list-style-type: none"> <li>1. Demonstrate that it is at the service of its citizens, be transparent, communicate more, etc.</li> <li>2. Political ambition for a stronger union</li> <li>3. Concerns about the influence of lobbies, etc.</li> <li>3. Tolerance, peace and openness</li> </ol>
<p><b>Poland</b> (n=216)</p> <ol style="list-style-type: none"> <li>1. Political ambition for a stronger union</li> <li>2. Concerns over rising populism, extremism and xenophobia</li> <li>3. Exchanges, culture and common values</li> </ol>	<p><b>Portugal</b> (n=378)</p> <ol style="list-style-type: none"> <li>1. Tolerance, peace and openness</li> <li>2. Political ambition for a stronger union</li> <li>3. More harmonisation and common policies on taxation, defence and diplomacy</li> </ol>	<p><b>Romania</b> (n=270)</p> <ol style="list-style-type: none"> <li>1.Political ambition for a stronger union</li> <li>2.Concerns over rising populism, extremism and xenophobia</li> <li>3.More harmonisation and common policies on taxation, defence and diplomacy</li> </ol>	<p><b>Slovakia</b> (n=347)</p> <ol style="list-style-type: none"> <li>1.Halt illegal immigration</li> <li>2.Concerns over rising populism, extremism and xenophobia</li> <li>3.EU governance</li> </ol>
<p><b>Slovenia</b> (n=58)</p> <ol style="list-style-type: none"> <li>1. Concerns over rising populism, extremism and xenophobia</li> <li>2.Relationship with other key political players</li> <li>2. Demonstrate that it is at the service of its citizens, be transparent, communicate more, etc.</li> </ol>	<p><b>Spain</b> (n=2499)</p> <ol style="list-style-type: none"> <li>1.Concerns over the situation in Catalonia</li> <li>2. Political ambition for a stronger union</li> <li>3. Concerns over rising populism, extremism and xenophobia</li> </ol>	<p><b>Sweden</b> (n=145)</p> <ol style="list-style-type: none"> <li>1. Political ambition for a stronger union</li> <li>2.Tolerance, peace and openness</li> <li>3. Concerns over rising populism, extremism and xenophobia</li> </ol>	<p><b>United Kingdom</b> (n=515).</p> <ol style="list-style-type: none"> <li>1. Political ambition for a stronger union</li> <li>2.Tolerance, peace and openness</li> <li>3. Concerns over rising populism, extremism and xenophobia</li> </ol>



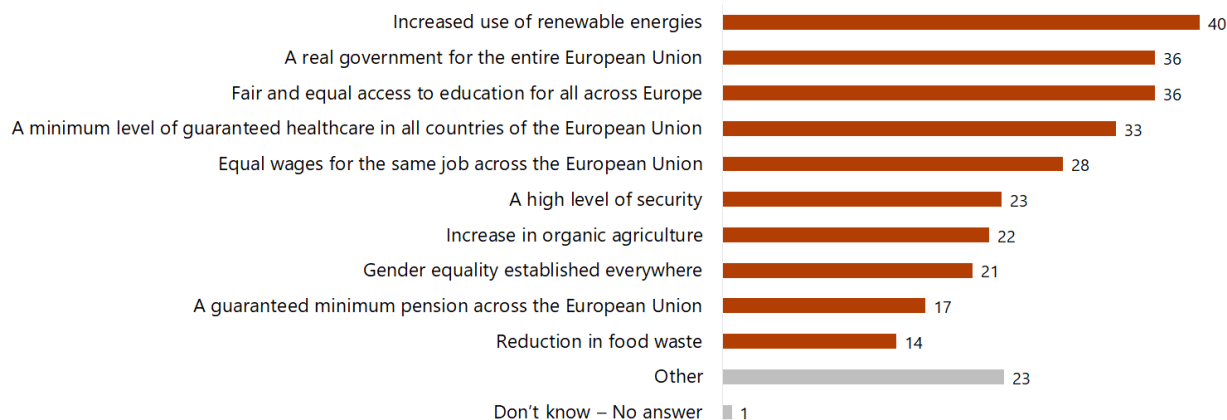
## Most prevalent topics in individual countries

Theme	Countries where the theme is over-represented
Political ambition for a stronger union	Italy, Greece, Bulgaria
Tolerance, peace and openness	Ireland
EU governance	Luxembourg
More harmonisation and common policies on taxation, defence and diplomacy	Malta
Concerns over rising populism, extremism and xenophobia	Slovenia, Denmark, Estonia,
Concerns over the influence of lobbies and the power of multinational companies in decision making	N/A
Demonstrate that it is at the service of its citizens, be transparent, communicate more, etc.	Netherlands, Malta, Ireland
Halt illegal immigration	Slovakia, Finland, Estonia, Croatia, Malta, Ireland
Exchanges, culture and common values	Estonia
Relationship with other key geopolitical players	Bulgaria, Cyprus, Slovenia
Renewable energy, environmental protection and animal welfare	France, Finland
Concerns over the situation in Catalonia	Spain
Against the EU and Eurosceptic views	Hungary, Spain, Romania

## **2. Closed-ended questions**

## 2.1 Ideal future for the European Union

Q1 Which of the following would best describe the ideal future for the European Union? at most 3 choice(s) (% Total)



Q1 Which of the following would best describe the ideal future for the European Union? at most 3 choice(s) (%)

	Increased use of renewable energies	A real government for the entire European Union	Fair and equal access to education for all across Europe	A minimum level of guaranteed healthcare in all countries of the European Union	Equal wages for the same job across the European Union	A high level of security	Increase in organic agriculture	Gender equality established everywhere	A guaranteed minimum pension across the European Union	Reduction in food waste	Other	Don't know – No answer
All Participants	40	36	36	33	28	23	22	21	17	14	23	1
BE	46	39	34	34	24	18	26	21	15	18	26	1
BG	31	42	34	36	34	32	12	8	23	11	17	1
CZ	19	25	25	18	22	31	12	7	11	17	44	2
DK	58	32	39	27	18	29	23	16	11	15	27	0
DE	41	40	48	29	20	24	23	20	14	15	22	1
EE	38	36	27	31	31	40	9	18	9	20	26	0
IE	47	22	41	53	13	15	14	21	20	20	20	0
EL	31	48	30	42	38	31	8	12	30	8	15	0
ES	40	36	37	40	31	11	6	28	33	6	30	1
FR	40	34	30	32	25	18	37	26	12	17	26	1
HR	29	25	38	41	44	28	12	15	33	14	14	1
IT	41	61	38	36	29	17	7	20	15	11	17	1
CY	34	38	27	54	23	48	12	13	24	10	11	0
LV	28	24	33	39	39	34	15	10	27	19	19	0
LT	39	39	30	29	40	30	9	13	31	14	14	1
LU	44	43	39	36	13	30	15	18	18	18	24	0
HU	39	34	42	29	48	35	9	12	19	12	19	0
MT	46	20	28	33	26	38	18	13	31	22	20	0
NL	50	35	37	33	18	25	16	17	11	14	26	1
AT	41	43	42	32	19	26	22	20	13	18	23	0
PL	33	25	26	32	37	40	10	15	24	19	24	0
PT	41	28	44	47	32	21	13	17	24	14	17	1
RO	28	48	38	39	37	30	11	8	22	13	14	0
SI	44	28	28	39	29	30	22	17	25	21	25	0
SK	21	13	18	26	62	44	20	4	39	17	21	1
FI	52	26	43	36	10	38	11	25	10	18	24	1
SE	51	28	40	32	12	27	15	27	8	14	20	1
UK	35	25	33	40	14	22	11	17	16	11	31	1

1st MOST FREQUENTLY MENTIONED ITEM

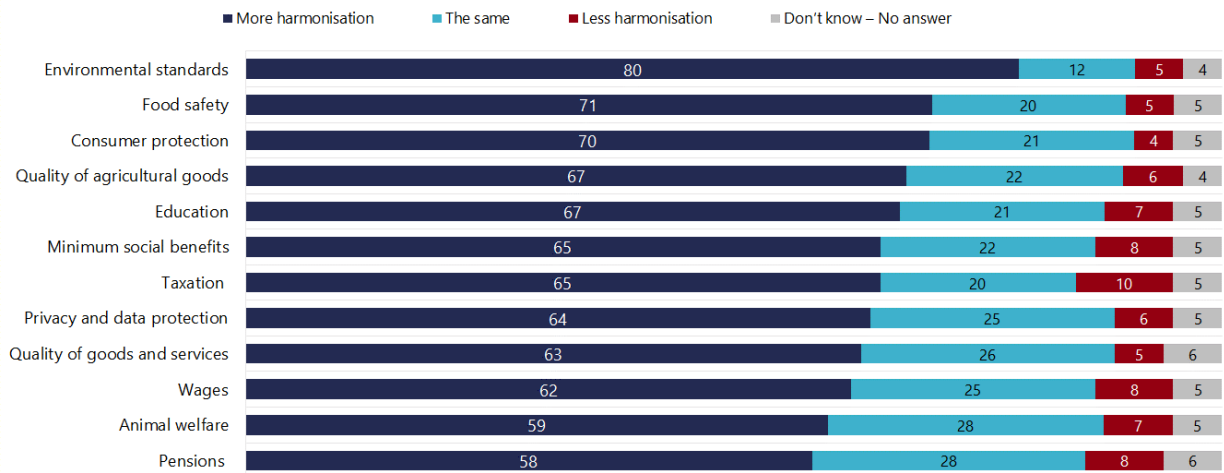
2nd MOST FREQUENTLY MENTIONED ITEM

3rd MOST FREQUENTLY MENTIONED ITEM

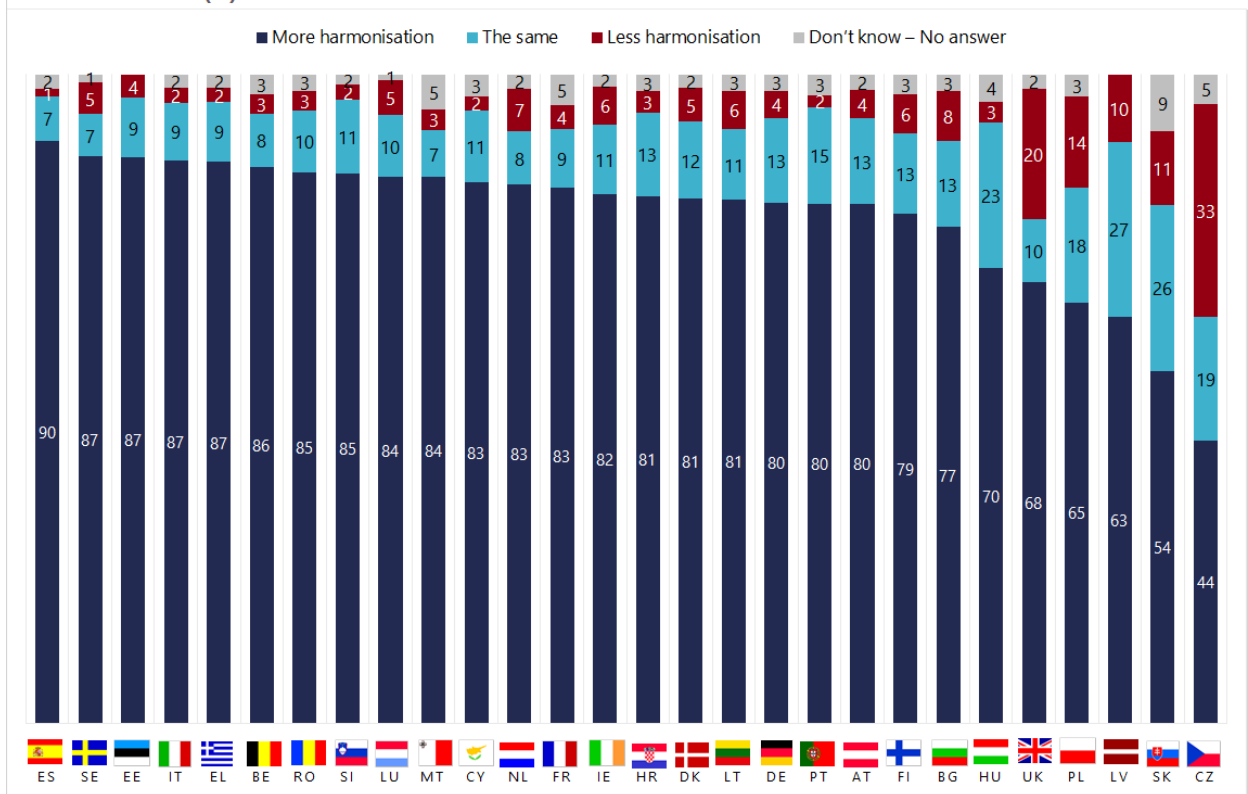
Citizens' Consultation:  
May-November 2018

## 2.2 Harmonisation

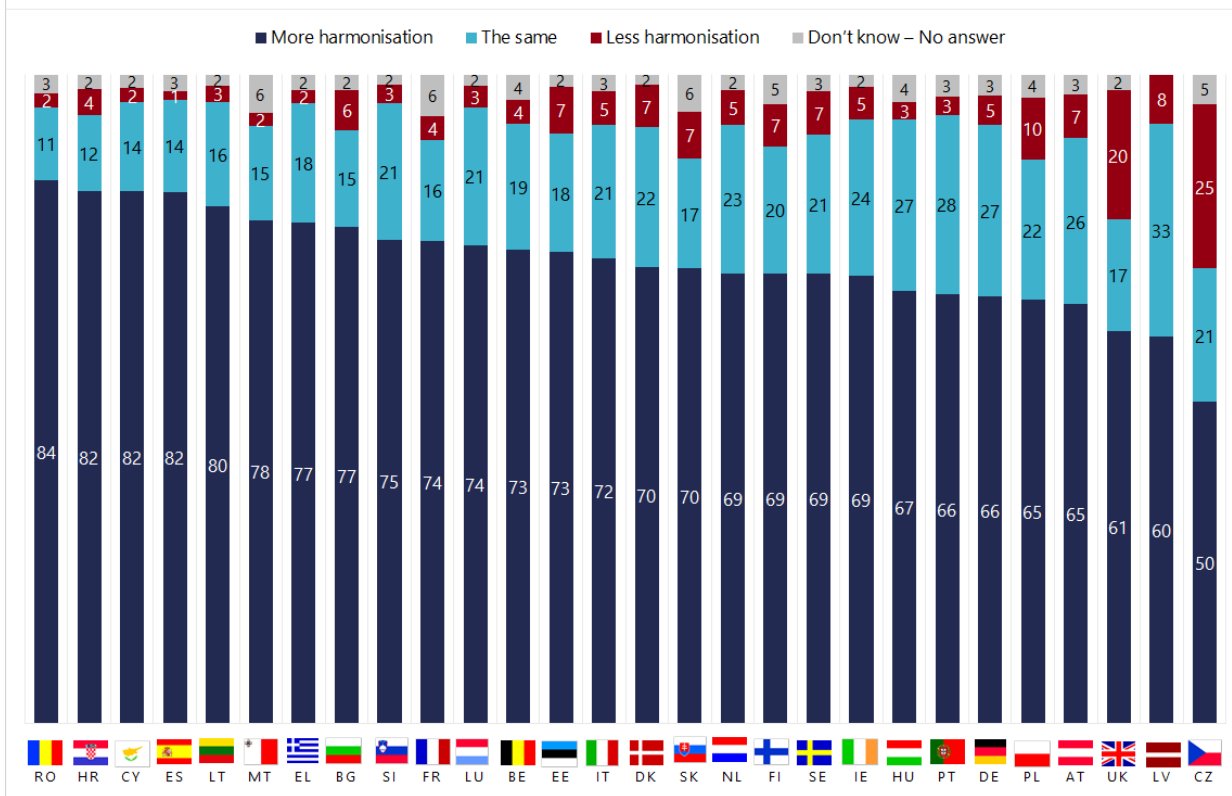
Q2 Would you prefer to have more, or less, harmonisation between European Union countries to improve : ... (% Total)



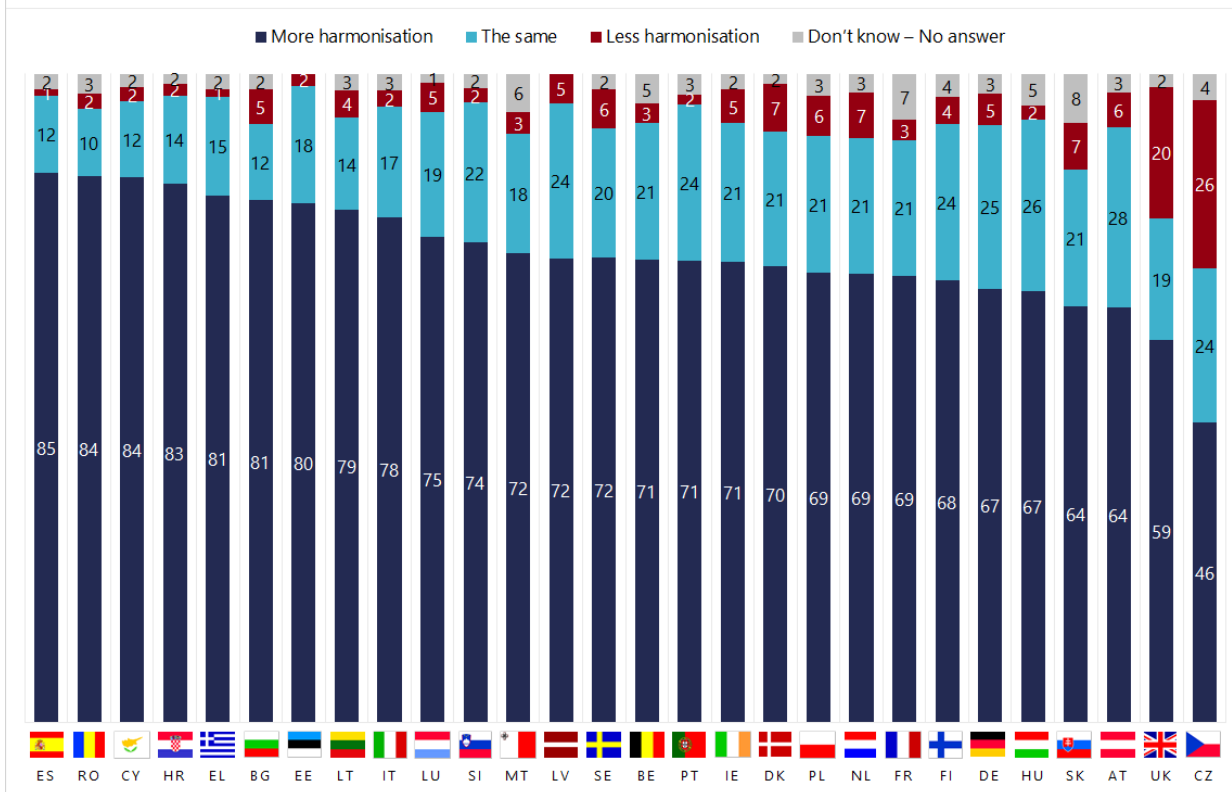
Q2.06 Would you prefer to have more, or less, harmonisation between European Union countries to improve : Environmental standards (%)



**Q2.02** Would you prefer to have more, or less, harmonisation between European Union countries to improve : Food safety (%)



**Q2.01** Would you prefer to have more, or less, harmonisation between European Union countries to improve : Consumer protection (%)



## 2.3 Immigration

Q3 On immigration in Europe, what should now be prioritised for the benefit of Europeans in 20 years' time? at most 3 choice(s) (% Total)



Q3 On immigration in Europe, what should now be prioritised for the benefit of Europeans in 20 years' time? at most 3 choice(s) (%)

	Improve the situation in the countries where migrants come from	Develop a real common asylum policy	Help to integrate migrants in the countries which are hosting them	Reinforce collaboration between EU countries in managing migration	Fight illegal immigration	Reinforce controls at European Union borders to make sure people arriving do not represent a threat	Create a real Border Guard Corps at European Union level	Impose strict limits on the arrival of new people	Welcome all people who need to come into Europe	Other	Don't know – No answer
All Part.	57	44	40	36	29	28	22	18	10	15	1
BE	61	48	47	38	24	20	18	17	14	16	0
BG	41	21	26	23	48	50	40	33	3	10	0
CZ	42	22	21	15	54	42	31	32	4	26	0
DK	52	49	42	43	25	20	29	15	12	14	0
DE	61	60	42	34	27	24	20	11	12	16	0
EE	51	26	38	27	35	46	27	15	13	18	0
IE	58	39	44	36	24	30	21	18	14	11	0
EL	44	33	32	41	34	34	38	21	10	10	0
ES	64	50	52	38	17	16	12	7	21	13	1
FR	60	45	44	41	23	24	19	17	12	16	1
HR	52	32	43	30	35	43	26	20	6	11	0
IT	44	54	43	58	26	19	25	12	9	11	0
CY	50	35	30	38	32	35	39	25	6	7	0
LV	51	25	34	13	51	42	27	30	9	13	0
LT	38	29	36	31	47	38	34	24	11	5	0
LU	56	44	35	43	33	24	23	16	12	14	0
HU	57	34	27	28	39	39	31	31	1	15	0
MT	55	32	30	33	45	40	20	26	3	16	0
NL	46	46	37	35	30	24	29	26	9	16	1
AT	58	54	42	29	32	27	27	13	8	19	1
PL	49	25	33	27	48	50	29	19	5	14	0
PT	57	38	44	49	27	32	16	12	11	10	1
RO	44	24	30	29	42	45	33	27	6	10	0
SI	60	34	42	35	29	28	29	23	7	20	0
SK	46	12	11	9	65	54	37	48	1	21	1
FI	62	41	48	31	30	32	20	17	7	16	1
SE	45	47	50	42	21	23	23	16	18	11	1
UK	46	31	38	31	33	33	18	26	12	16	0

1st MOST FREQUENTLY MENTIONED ITEM

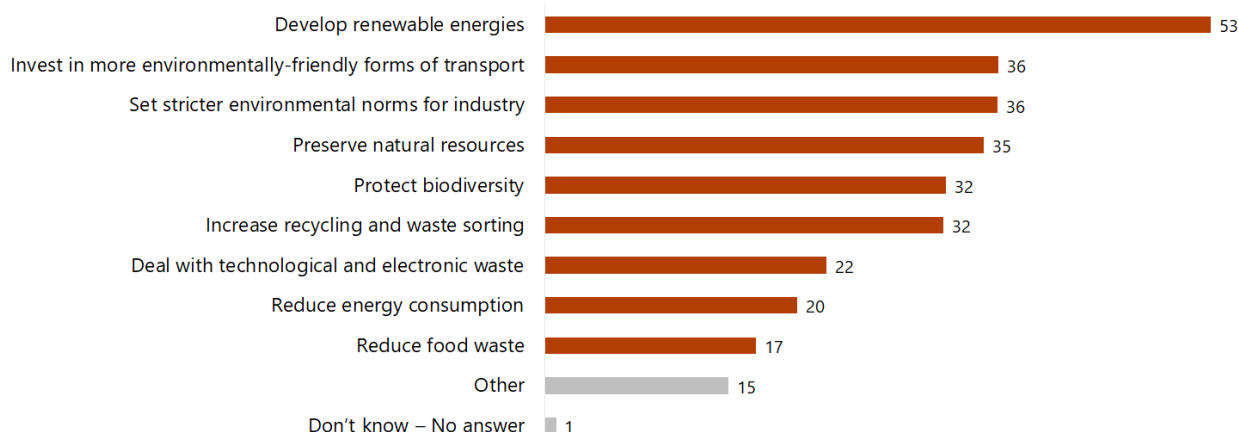
2nd MOST FREQUENTLY MENTIONED ITEM

3rd MOST FREQUENTLY MENTIONED ITEM

Citizens' Consultation:  
May-November 2018

## 2.4 Environment

Q4 From the following list, what should be prioritised in Europe to protect the environment? at most 3 choice(s) (% Total)



Q4 From the following list, what should be prioritised in Europe to protect the environment? at most 3 choice(s) (%)

	Develop renewable energies	Invest in more environmentally-friendly forms of transport	Set stricter environmental norms for industry	Preserve natural resources	Protect biodiversity	Increase recycling and waste sorting	Deal with technological and electronic waste	Reduce energy consumption	Reduce food waste	Other	Don't know – No answer
All Part.	53	36	36	35	32	32	22	20	17	15	1
BE	53	38	43	30	38	25	22	21	16	18	0
BG	50	48	29	33	25	48	14	15	17	11	0
CZ	30	26	16	31	27	33	16	18	22	30	2
DK	57	46	44	23	35	29	13	18	12	15	0
DE	50	47	37	36	30	25	20	22	19	13	1
EE	51	44	33	20	36	46	11	11	27	13	0
IE	58	41	38	29	33	31	11	20	20	13	1
EL	66	34	40	35	21	44	11	20	15	7	0
ES	74	36	36	37	25	26	22	18	10	12	1
FR	45	30	40	38	43	26	29	22	13	19	1
HR	57	36	33	44	22	50	10	14	25	9	0
IT	59	48	33	30	23	43	15	21	16	10	1
CY	67	41	36	32	26	38	10	22	15	3	1
LV	55	54	16	16	30	45	15	13	25	13	2
LT	66	49	35	28	17	43	14	14	16	11	1
LU	56	34	38	39	28	28	16	25	18	16	0
HU	66	33	30	35	19	47	16	20	23	10	1
MT	51	48	43	34	29	32	11	16	20	16	0
NL	62	41	46	22	28	28	12	19	13	15	1
AT	50	44	31	34	32	27	24	23	21	16	1
PL	53	31	20	27	18	43	40	17	29	11	1
PT	56	43	44	40	29	31	15	14	19	9	1
RO	55	43	34	32	29	51	11	11	22	7	0
SI	56	35	47	39	30	35	9	15	20	22	0
SK	39	34	24	50	26	50	11	13	32	14	1
FI	52	36	38	26	32	46	17	19	16	17	1
SE	64	48	39	21	28	32	12	21	14	14	1
UK	49	34	28	25	28	30	13	20	17	18	3

1st MOST FREQUENTLY MENTIONED ITEM

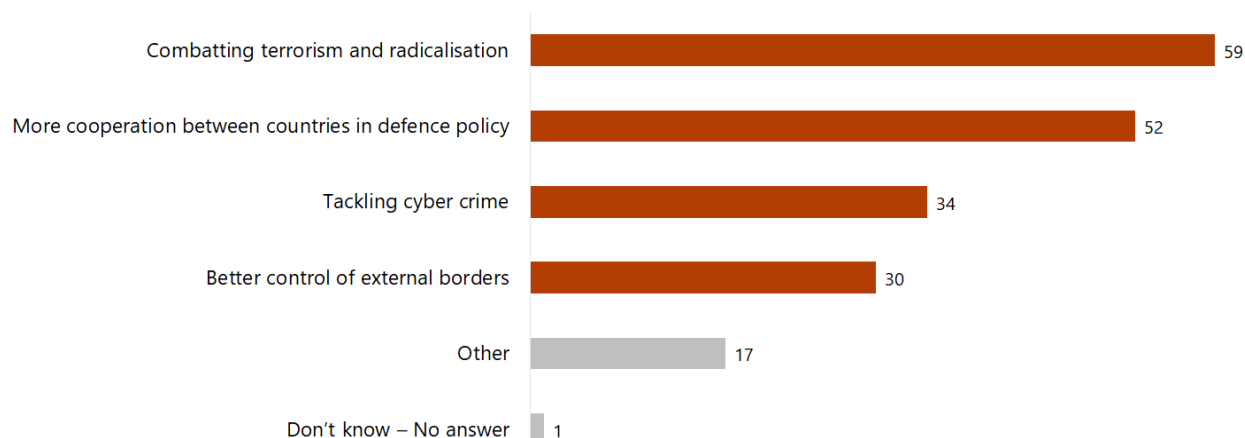
2nd MOST FREQUENTLY MENTIONED ITEM

3rd MOST FREQUENTLY MENTIONED ITEM

Citizens' Consultation:  
May-November 2018

## 2.5 A safer life

Q6 What should be the priorities for the EU to make life safer for its citizens? at most 2 choice(s) (% Total)



Q6 What should be the priorities for the EU to make life safer for its citizens? at most 2 choice(s) (%)

	Combatting terrorism and radicalisation	More cooperation between countries in defence policy	Tackling cyber crime	Better control of external borders	Other	Don't know - No answer
All Part.	59	52	34	30	17	1
BE	56	52	43	24	18	1
BG	62	50	24	46	14	0
CZ	48	35	19	59	30	0
DK	45	50	50	31	18	0
DE	52	52	39	28	21	1
EE	49	53	31	46	20	0
IE	61	39	42	31	18	1
EL	54	60	21	48	11	1
ES	64	53	35	14	20	1
FR	60	55	37	23	17	1
HR	66	43	28	44	12	1
IT	53	70	31	24	13	1
CY	54	63	23	43	6	0
LV	57	51	27	46	16	0
LT	52	61	30	42	10	0
LU	62	56	30	27	19	0
HU	69	50	25	47	12	0
MT	68	36	36	43	11	0
NL	43	52	46	32	17	1
AT	55	48	37	34	19	2
PL	64	38	42	43	13	0
PT	63	63	35	23	11	1
RO	70	55	23	39	9	0
SI	55	48	31	37	24	0
SK	53	32	16	73	23	0
FI	62	49	34	30	21	1
SE	58	48	37	28	19	1
UK	60	37	32	38	20	0

1st MOST FREQUENTLY MENTIONED ITEM

2nd MOST FREQUENTLY MENTIONED ITEM

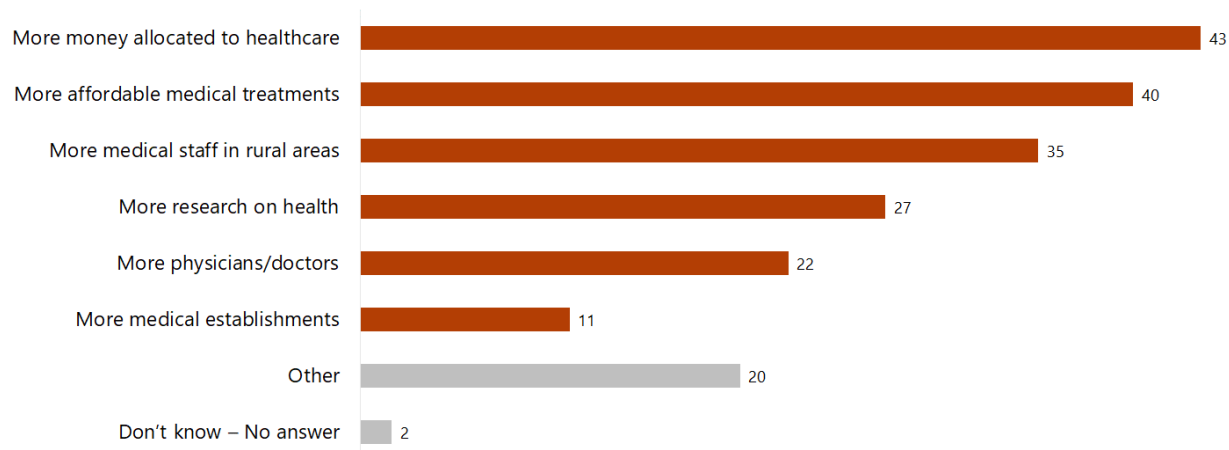
3rd MOST FREQUENTLY MENTIONED ITEM

Citizens' Consultation:  
May-November 2018



## 2.6 Healthcare

Q8 What do you think should be done to improve access to healthcare for all Europeans? at most 2 choice(s) (% Total)



Q8 What do you think should be done to improve access to healthcare for all Europeans? at most 2 choice(s) (%)

	More money allocated to healthcare	More affordable medical treatments	More medical staff in rural areas	More research on health	More physicians/doctors	More medical establishments	Other	Don't know – No answer
All Part.	43	40	35	27	22	11	20	2
BE	42	57	26	30	13	5	20	2
BG	30	59	24	43	12	7	14	1
CZ	20	26	23	33	19	5	31	5
DK	38	35	22	36	20	9	20	5
DE	31	40	47	29	21	8	23	2
EE	42	38	13	44	16	2	22	2
IE	32	57	23	26	26	11	20	1
EL	54	54	27	30	10	10	12	1
ES	58	33	12	52	13	15	15	1
FR	38	36	49	19	26	13	22	2
HR	44	60	24	32	17	8	17	1
IT	55	41	15	45	12	12	12	2
CY	48	61	19	35	10	10	12	1
LV	48	48	19	36	15	6	24	2
LT	49	48	19	45	14	8	17	2
LU	36	42	31	38	20	10	18	1
HU	69	39	27	14	27	9	17	1
MT	43	66	13	34	13	7	16	0
NL	26	59	15	41	10	4	28	2
AT	32	41	37	34	19	9	21	3
PL	46	44	17	30	29	9	19	1
PT	38	54	32	33	21	8	13	1
RO	41	59	26	32	17	15	12	0
SI	44	44	17	32	30	9	20	2
SK	42	42	25	29	25	12	24	2
FI	38	45	18	38	22	6	21	2
SE	43	37	21	36	22	9	17	3
UK	41	36	17	26	24	8	27	2

1st MOST FREQUENTLY MENTIONED ITEM

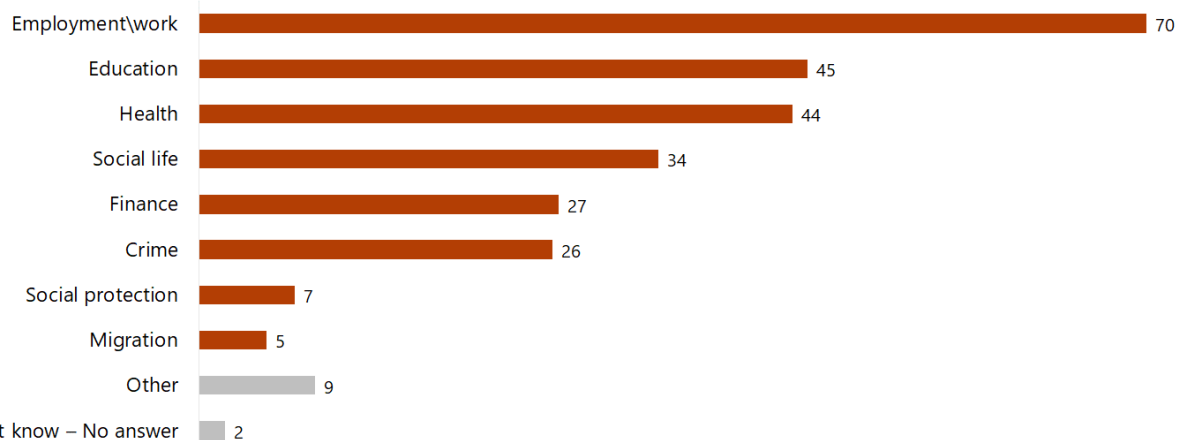
2nd MOST FREQUENTLY MENTIONED ITEM

3rd MOST FREQUENTLY MENTIONED ITEM

Citizens' Consultation:  
May-November 2018

## 2.7 Technology

Q9 In which of the following areas do you think technology will have the biggest impact in Europe? at most 3 choice(s) (% Total)



Q9 In which of the following areas do you think technology will have the biggest impact in Europe? at most 3 choice(s) (%)

	Employment\work	Education	Health	Social life	Finance	Crime	Social protection	Migration	Other	Don't know – No answer
All Part.	70	45	44	34	27	26	7	5	9	2
BE	70	42	45	33	27	29	8	4	10	2
BG	68	60	51	26	31	25	8	6	5	1
CZ	63	37	34	29	23	18	6	7	15	3
DK	64	48	39	32	31	28	7	5	13	2
DE	82	40	33	43	28	27	6	4	8	1
EE	84	40	36	44	24	18	2	4	15	0
IE	71	47	39	31	27	31	7	7	6	2
EL	71	53	45	30	37	23	10	6	4	1
ES	68	54	47	36	25	20	9	3	7	1
FR	67	42	49	29	23	29	7	5	11	3
HR	58	58	44	39	31	30	4	7	6	0
IT	73	45	49	39	29	22	9	4	6	1
CY	57	48	48	36	34	32	6	6	7	2
LV	67	52	39	37	43	16	6	6	3	0
LT	70	47	48	37	37	25	8	5	7	0
LU	77	45	45	30	33	26	6	3	7	1
HU	74	55	43	34	31	21	6	7	6	1
MT	61	49	35	27	45	35	7	7	4	1
NL	69	36	44	43	23	27	10	5	10	1
AT	81	38	37	43	27	27	5	5	9	1
PL	61	45	46	36	35	32	5	7	7	1
PT	73	51	48	35	25	29	9	4	7	1
RO	63	61	52	34	30	21	5	6	5	1
SI	67	46	38	40	34	18	10	8	6	3
SK	74	44	37	31	28	28	9	6	8	2
FI	73	45	41	39	29	21	3	6	10	1
SE	70	41	40	34	29	23	7	3	10	2
UK	64	39	33	31	27	33	8	8	11	2

1st MOST FREQUENTLY MENTIONED ITEM

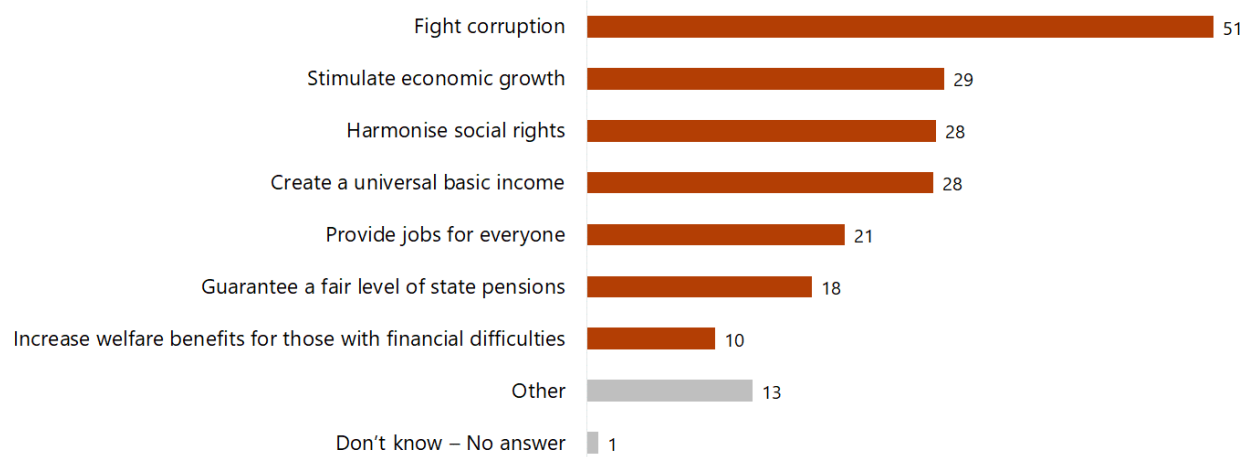
2nd MOST FREQUENTLY MENTIONED ITEM

3rd MOST FREQUENTLY MENTIONED ITEM

Citizens' Consultation:  
May-November 2018

## 2.8 Economic security

**Q10** What do you think should be done to provide European citizens with economic security? at most 2 choice(s) (% Total)



**Q10** What do you think should be done to provide European citizens with economic security? at most 2 choice(s) (%)

	Fight corruption	Stimulate economic growth	Harmonise social rights	Create a universal basic income	Provide jobs for everyone	Guarantee a fair level of state pensions	Increase welfare benefits for those with financial difficulties	Other	Don't know – No answer
All Part.	51	29	28	28	21	18	10	13	1
BE	45	26	35	32	17	21	11	15	1
BG	70	46	13	23	12	19	3	12	0
CZ	51	32	14	13	7	16	2	35	2
DK	57	31	22	25	15	15	15	19	1
DE	53	17	28	35	17	26	12	13	1
EE	42	42	24	31	16	9	11	20	0
IE	41	35	22	40	16	22	7	12	1
EL	47	39	17	27	35	19	8	7	0
ES	61	26	23	29	21	21	11	11	1
FR	43	26	39	30	23	15	10	15	1
HR	59	38	14	32	29	21	3	11	0
IT	51	47	29	16	24	10	16	8	1
CY	56	37	15	25	26	20	15	6	0
LV	57	40	18	25	13	13	12	12	2
LT	45	43	23	38	10	25	7	7	0
LU	45	35	25	27	23	18	13	11	1
HU	65	34	17	19	26	19	11	11	0
MT	58	36	9	24	16	35	9	8	0
NL	47	31	25	37	13	15	11	17	1
AT	54	24	27	31	19	17	14	15	1
PL	40	54	18	26	13	26	6	14	0
PT	57	39	30	23	20	14	9	8	1
RO	70	47	16	23	18	14	4	9	0
SI	48	28	23	40	27	22	5	15	0
SK	58	21	16	36	19	30	5	14	1
FI	55	27	18	34	28	13	10	15	1
SE	54	32	24	33	14	15	14	11	1
UK	46	32	18	29	12	16	7	21	1

1st MOST FREQUENTLY MENTIONED ITEM

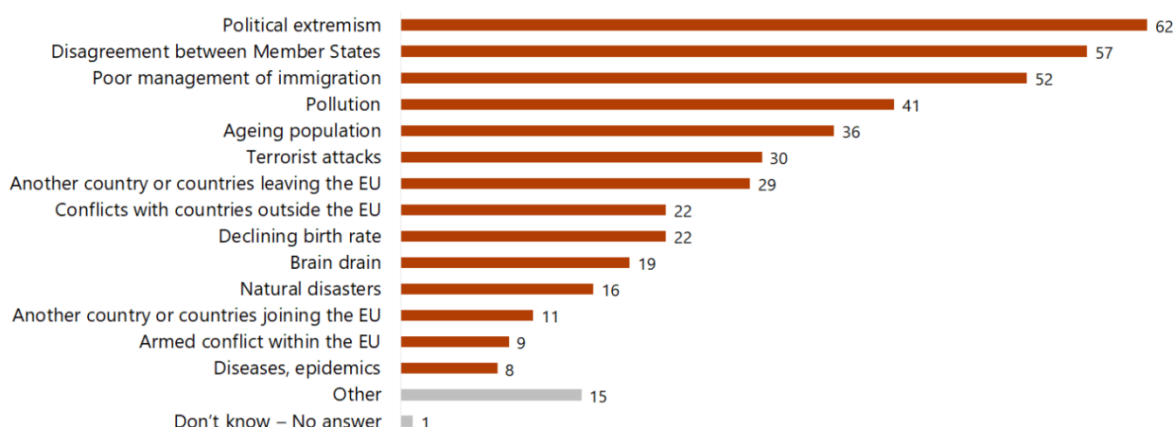
2nd MOST FREQUENTLY MENTIONED ITEM

3rd MOST FREQUENTLY MENTIONED ITEM

Citizens' Consultation:  
May-November 2018

## 2.9 Risks

Q11 What are the main risks/threats for the European Union in the coming years? at most 5 choice(s) (% Total)



Q11 What are the main risks/threats for the European Union in the coming years? at most 5 choice(s) (%)

	Political extremism	Disagreement between Member States	Poor management of immigration	Pollution	Ageing population	Terrorist attacks	Another country or countries leaving the EU	Conflicts with countries outside the EU	Declining birth rate	Brain drain	Natural disasters	Another country or countries joining the EU	Armed conflict within the EU	Diseases, epidemics	Other	Don't know – No answer
All Part.	62	57	52	41	36	30	29	22	22	19	16	11	9	8	15	1
BE	66	59	53	48	32	24	26	22	13	15	21	14	8	6	16	0
BG	55	53	58	32	50	33	26	29	41	20	11	4	5	8	13	0
CZ	43	46	56	16	30	32	25	18	26	13	7	7	12	7	35	0
DK	70	58	58	40	35	21	35	29	15	7	14	12	7	7	21	1
DE	71	68	42	41	34	18	37	32	12	15	11	18	8	5	16	0
EE	64	67	58	29	49	27	22	33	24	11	20	6	2	7	16	0
IE	67	48	52	39	37	27	42	20	22	6	16	10	7	9	16	0
EL	58	59	64	28	49	32	25	26	39	17	16	8	6	7	10	0
ES	65	51	49	37	47	35	20	13	30	19	7	4	10	6	20	1
FR	62	57	46	49	22	33	27	23	12	21	23	14	10	9	15	1
HR	67	44	59	31	48	43	17	14	42	21	22	3	8	7	10	0
IT	62	70	63	39	44	18	37	16	29	14	19	8	6	5	8	0
CY	58	47	57	32	36	32	27	30	26	15	17	18	6	8	8	0
LV	46	51	64	27	39	31	27	28	49	18	8	8	10	6	12	0
LT	56	56	60	24	45	29	33	39	40	17	7	9	6	7	10	0
LU	74	61	49	40	36	27	31	20	19	13	15	18	9	9	14	0
HU	58	52	68	33	61	36	24	15	43	25	7	4	6	7	13	0
MT	63	59	70	43	37	38	34	14	28	11	11	8	7	3	16	0
NL	63	57	57	36	31	18	30	26	16	10	12	21	6	7	22	0
AT	69	66	53	36	34	19	33	24	17	17	14	13	7	4	19	0
PL	57	55	54	32	51	38	33	19	34	21	13	2	8	11	13	0
PT	67	54	50	37	59	35	29	19	44	12	18	5	6	6	9	1
RO	66	63	53	31	42	36	34	22	37	18	9	2	8	7	9	0
SI	64	54	61	40	48	24	22	15	24	17	22	5	7	4	15	1
SK	34	40	75	27	33	50	15	26	37	18	10	23	19	15	23	0
FI	63	58	60	35	38	29	26	25	19	10	17	10	8	11	19	1
SE	73	57	59	34	28	23	35	24	12	10	17	6	5	10	16	0
UK	56	45	50	27	34	32	35	25	15	7	9	12	8	10	23	1

1st MOST FREQUENTLY MENTIONED ITEM

2nd MOST FREQUENTLY MENTIONED ITEM

3rd MOST FREQUENTLY MENTIONED ITEM

Citizens' Consultation:  
May-November 2018

## Profile of respondents to the online consultation

The online consultation is open to all. A number of organisations, starting from the European Commission and its national Representations to different interest organisations, publicised this consultation with the aim of encouraging citizens to give their opinions.

The analysis below shows the profile of respondents in the dataset used for the analysis of closed-ended questions.

There were substantial differences in the level of take-up of the consultation across EU countries.

France	21996
Germany	9346
Hungary	7742
Spain	4835
Italy	3170
Belgium	2106
Poland	2124
Portugal	1446
Romania	1220
Netherlands	1093
Austria	1021
United Kingdom	1062
Slovakia	788
Ireland	678
Czechia	619
Greece	565
Bulgaria	493
Sweden	430
Finland	336
Denmark	246
Croatia	273
Luxembourg	240
Slovenia	185
Cyprus	145
Lithuania	119
Malta	152
Estonia	55
Latvia	67
<i>Non EU countries</i>	<i>601</i>
<i>Not specified</i>	<i>2332</i>

The table below presents the profile in terms of gender and age of citizens responding to the consultation compared with the EU population.

	<b>EU Population</b>	<b>Online consultation</b>
<b>Gender</b>		
Male	48%	66%
Female	52%	34%
<b>Age</b>		
-15	15%	0%
15-24	11%	16%
25-39	20%	29%
40-54	22%	29%
55+	32%	26%

## Methodology used for the open-ended questions

The open-ended questions were analysed using text-mining techniques. The following process was used for the analysis of these questions:

- Respondents were able to submit responses in all EU languages. Prior to the submission of the datafiles to Kantar Public, the European Commission carried out an automatic translation of all responses into English using its own machine translation tool;
- For the purposes of the analysis, the text has undergone a series of linguistic treatments to enable the analysis. To identify the clusters of themes in each of the open-ended questions, Latent Dirichlet allocation was used as a topic-modelling technique. In this approach every contribution is allocated to one or several topics. Topics are identified based on associations of key words in the corpus of text. The allocation of verbatims to topics was reviewed by the research team on a sample of 100 verbatims per topic. Refinements to the allocation of keywords to topics were subsequently proposed.

The resulting analysis allocates each response to several topics. While there is a high degree of accuracy in the allocation of verbatims to topics, this process is not flawless and a small number of responses may be allocated to a topic by error. Subsequently, though the analysis uses percentages to show the share of responses that addressed a given topic, these percentages should be considered as an indication of scale, rather than as absolute values. In addition, 2 to 3 % of the answers were not usable for technical reasons.