



ISSN 2599-6312

DRAFT GENERAL BUDGET OF THE EUROPEAN UNION

Working Document Part IX

financial year 2022

Funding to international organisations

COM(2021) 300 - June 2021

#EUBUDGET

Budget

The European Commission is not liable for any consequence stemming from the reuse of this publication.

Luxembourg: Publications Office of the European Union, 2021

© European Union, 2021



The reuse policy of European Commission documents is implemented based on Commission Decision 2011/833/EU of 12 December 2011 on the reuse of Commission documents (OJ L 330, 14.12.2011, p. 39). Except otherwise noted, the reuse of this document is authorised under a Creative Commons Attribution 4.0 International (CC-BY 4.0) licence (<https://creativecommons.org/licenses/by/4.0/>). This means that reuse is allowed provided appropriate credit is given and any changes are indicated.

For any use or reproduction of elements that are not owned by the European Union, permission may need to be sought directly from the respective rightholders.

All photos © European Union, unless otherwise stated.

| | | | |
|-------|------------------------|--------------------|--------------------|
| Print | ISBN 978-92-76-32098-2 | doi:10.2761/635410 | KV-AO-21-010-EN-C |
| PDF | ISBN 978-92-76-32097-5 | ISSN 2599-6312 | doi:10.2761/682327 |
| | | | KV-AO-21-010-EN-N |

DRAFT GENERAL BUDGET
of the European Union
for the financial year 2022

Working Document
Part IX

**Draft General Budget
of the European Union
for the Financial Year 2022**

**Working Document Part IX
Funding to international organisations**

The 2022 Draft Budget is accompanied by thirteen ‘Working Documents’, as follows:

Part I: Programme Statements of operational expenditure

Working Document I contains, pursuant to Article 41(3)(h) of the Financial Regulation, Programme Statements, which are presenting the 2021-2027 programmes and their performance framework, and provide details on the resources dedicated to each spending Programme for the period 2014-2020.

Part II: Human Resources of the EU institutions and executive agencies

Working Document II presents information on the human resources of the EU institutions and executive agencies, and in particular for the Commission, both for the establishment plans and for external personnel and across all headings of the multiannual financial framework. Moreover, pursuant to Article 41(3)(b) of the Financial Regulation, it provides a summary table for the period 2019 – 2022 which shows the number of full-time equivalents for each category of staff and the related appropriations for all institutions and bodies referred to in Article 70 of the Financial Regulation.

Part III: Bodies set up by the European Union having legal personality

Working Document III presents detailed information relating to all decentralised agencies and Joint Undertakings, with a transparent presentation of revenue, expenditure and staff levels of various Union bodies, pursuant to Article 41(3)(c) of the Financial Regulation.

Part IV: Pilot projects and preparatory actions

Working Document IV presents information on all pilot projects and preparatory actions which have budget appropriations (commitments and/or payments) in the 2022 Draft Budget, pursuant to Article 41(3)(f) of the Financial Regulation.

Part V: Budget implementation and assigned revenue

Working Document V presents the budget implementation forecast for 2021, information on assigned revenue (implementation in 2020 and estimation for 2022), and a progress report on outstanding commitments (RAL) and managing potentially abnormal RAL (PAR) for 2020, pursuant to Article 41(3)(d) of the Financial Regulation.

Part VI: Commission expenditure under the administrative heading of the multiannual financial framework

Working Document VI encompasses administrative expenditure to be implemented by the Commission under the administrative heading of the multiannual financial framework (heading 7) in accordance with Article 317 of the Treaty on the Functioning of the European Union, as well as the budgets of the Offices (OP, OLAF, EPSO, OIB, OIL and PMO), pursuant to Article 41(3)(e) of the Financial Regulation.

Part VII: Commission buildings

Working Document VII presents information on buildings under Section III - Commission, pursuant to Article 266(1) of the Financial Regulation.

Part VIII: Expenditure related to the external action of the European Union

Working Document VIII presents information on human resources and expenditure related to the external action of the European Union, pursuant to Article 41(10) and (11) of the Financial Regulation.

Part IX: Funding to international organisations

Working Document IX presents funding provided to international organisations, across all MFF headings, pursuant to Article 41(3)(g) of the Financial Regulation.

Part X: Financial Instruments

Working Document X presents the use made of financial instruments, pursuant to Article 41(4) of the Financial Regulation.

Part XI: Budgetary Guarantees, Common Provisioning Fund and Contingent Liabilities

Working Document XII presents the implementation of Budgetary Guarantees, the Common Provisioning Fund and the assessment of the sustainability of the contingent liabilities arising from budgetary guarantees and financial assistance pursuant to Article 41(5) of the Financial Regulation.

Part XII: EU Trust funds

Working Document XII presents the activities supported by EU Trust Funds, their implementation and performance, pursuant to Article 41(6) of the Financial Regulation.

Part XIII: Payment schedules

Working Document XIII presents summary statements of the schedule of payments due in subsequent years to meet budgetary commitments entered into in previous years, pursuant to Article 41(3)(i) of the Financial Regulation.

EU funded activities implemented through international organisations
(Article 41 (3) (g) of the Financial Regulation)

TABLE OF CONTENTS

| | |
|--|-----------|
| 1. Introduction..... | 4 |
| 2. Definition of International Organisation | 4 |
| 3. Overview of EU Budget implementation through international organisations | 4 |
| 3.1. International organisations to which commitments were made..... | 5 |
| 3.2. Reasons for implementing EU funded activities through international organisations | 6 |
| 3.3. EU Programmes contracting with international organisations | 7 |
| 4. Overview of EU Trust Funds contracting with international organisations..... | 8 |
| Annex (Tables)..... | 10 |
| I. EU Budget commitments to international organisations | 10 |
| II. Reasons for implementing EU funded activities through international organisations | 13 |
| III. EU Programmes contracting with international organisations | 14 |
| IV. EU Trust Funds contracting with international organisations | 15 |
| V. Reasons for implementing EU Trust Funds activities through international organisations .. | 16 |

1. Introduction

This working document accompanies the Draft Budget 2022. Its purpose is to provide information on funding made available to international organisations during the reporting year 2020, and to present the reasons why it was more efficient for the Union to implement projects through international organisations rather than to act directly.

2. Definition of International Organisation

Article 62(1) (c) (ii) of the Financial Regulation¹ lays down the definition of international organisations. Based on these texts the Commission's definition of an international organisation includes:

- international public-sector organisations set up by intergovernmental agreements, and specialised agencies set up by such organisations;
- the International Committee of the Red Cross;
- the International Federation of National Red Cross and Red Crescent Societies;
- other non-profit organisations assimilated to international organisations by a Commission decision.

3. Overview of EU Budget implementation through international organisations

In accordance with article 41(3) (g) of the Financial Regulation, the Commission should attach to the draft budget a working document showing funding to international organisations, which should contain:

- a summary of all contributions, with a breakdown per Union programme or fund and per international organisation,
- a statement of reasons explaining why it was more efficient for the Union to fund those international organisations rather than to act directly.

The pie charts in the sections below show the amount of all commitments concluded with international organisations during 2020. The total amount of these commitments made in 2020 from the EU budget was EUR 6,3 billion².

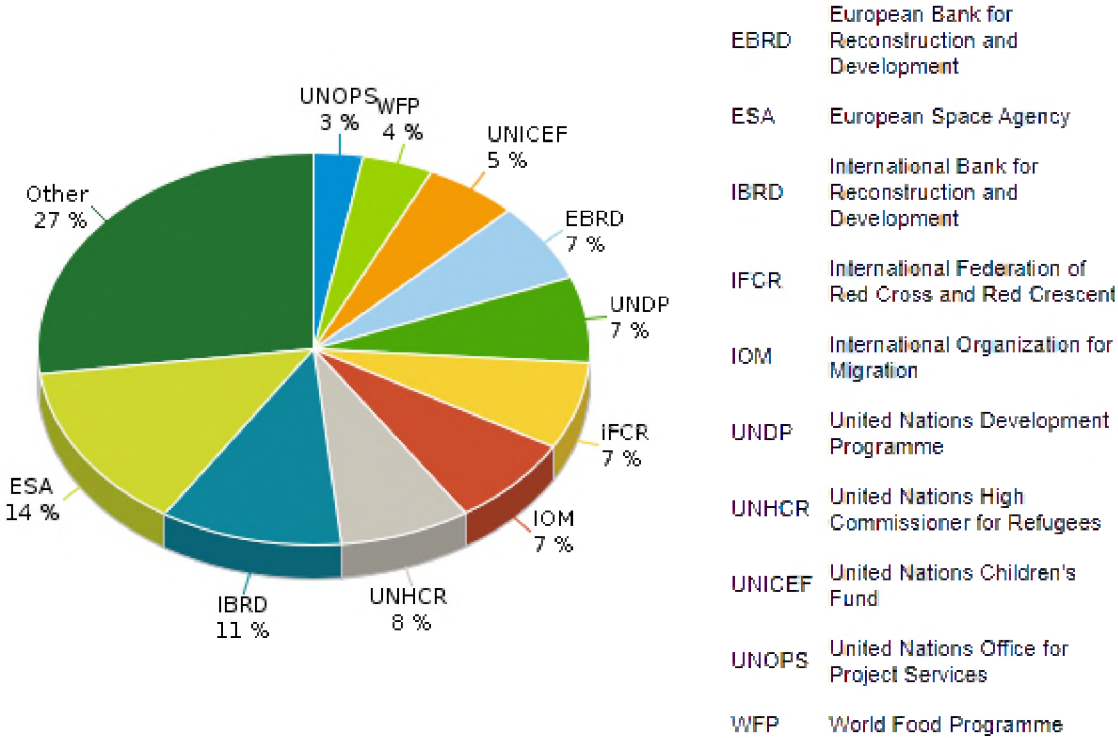
¹ OJ L 193, 30.07.2018, p. 1

² The EU contribution to International Organisations includes all commitments registered in the budgetary accounts during the reporting year. This includes not only the commitments made from the approved budget 2020, but also the ones following global commitments from previous years.

3.1. International organisations to which commitments were made

The pie chart³ below presents the commitments broken down by international organisation. The ‘top ten’ were together provided with EUR 4,6 billion to implement EU policies, accounting for 73 % of all commitments to international organisations in 2020. The organisation receiving more than any other recipient was the European Space Agency, accounting for 14 % of the commitments, in order to implement the European Geostationary Navigation Overlay Service (EGNOS), Galileo and Copernicus.

Commitments to International Organisations in 2020



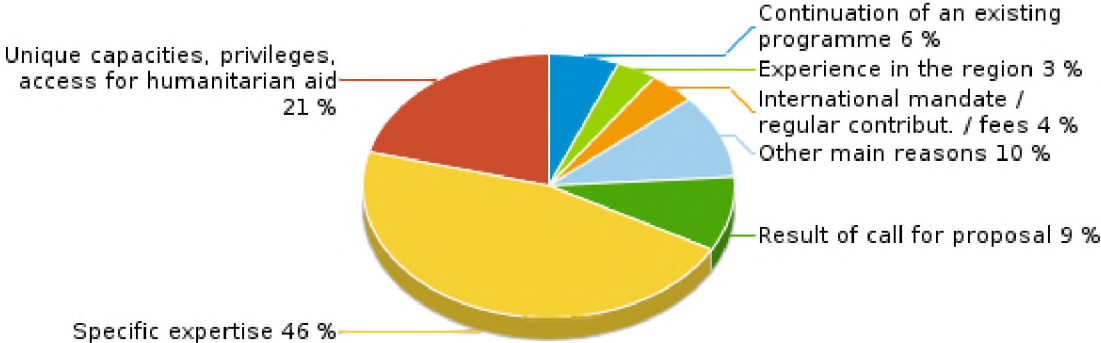
³ International organisations under the section ‘Other’ in the pie chart is displayed in Annex (Tables) I EU Budget commitments to international organisations.

3.2. Reasons for implementing EU funded activities through international organisations

The pie chart below presents, by order of magnitude, the main reasons why it was more efficient to implement through international organisations than to act directly.

The most common reason for choosing to implement projects through an international organisation is for the organisation’s specific expertise (46 % of funding), for example, for a unique capacity to deliver space related services for the EGNOS, Galileo and Copernicus programmes. In addition, 21 % of funding went to international organisations, notably to the United Nations and Red Cross families, United Nations Children’s Fund and World Food Programme due to their unique capacities, privileges and access, notably for the effective delivery of humanitarian aid.

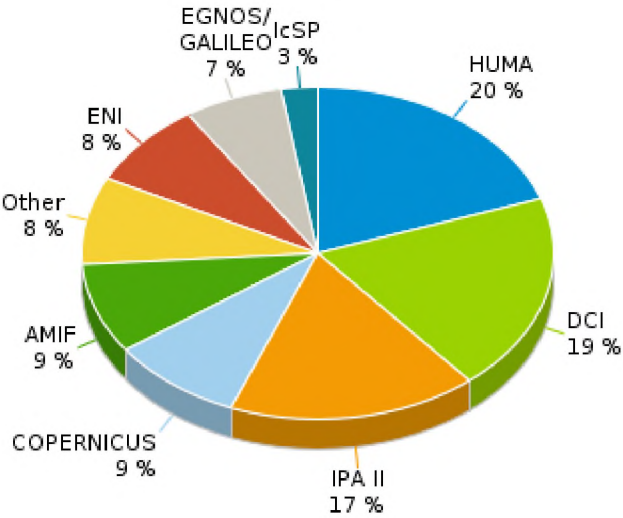
Main reasons for implementing EU-funded activities through international organisations in 2020



3.3. EU Programmes contracting with international organisations

The pie chart below presents the commitments by Union programme. The three programmes committing most funds to international organisations in 2020 were Humanitarian Aid (20 %), Development Cooperation Instrument (19 %) and Instrument for Pre-accession assistance (17 %).

EU Programmes contracting with international organisations in 2020

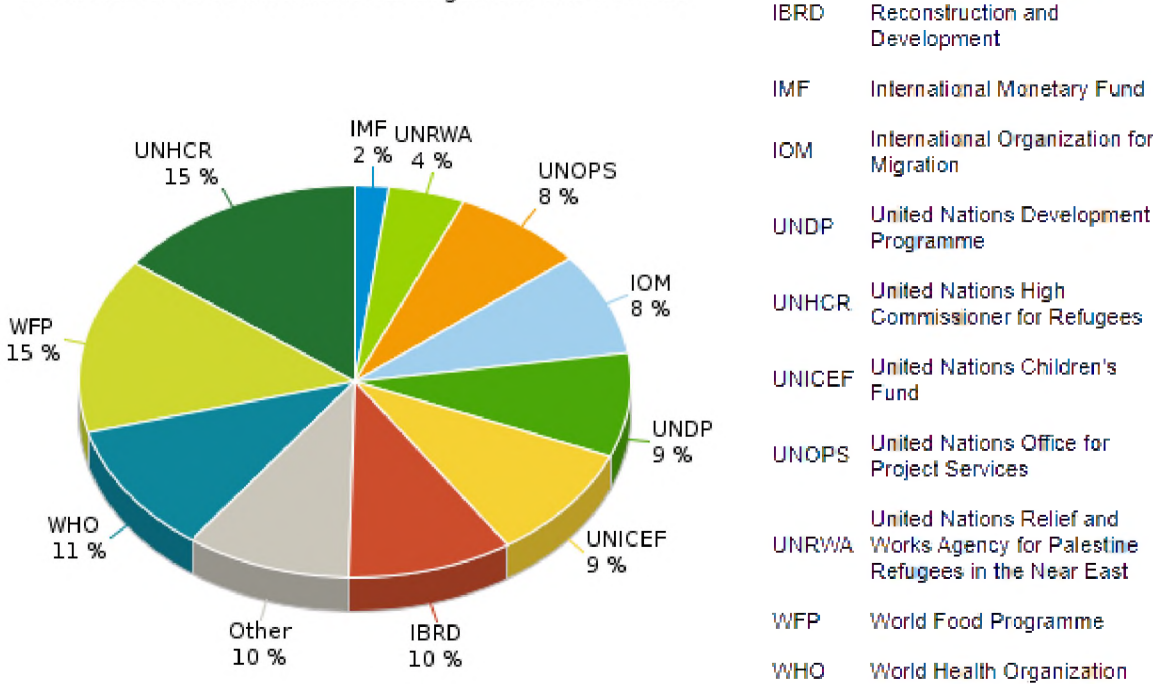


| | |
|---------------|--|
| AMIF | Asylum, Migration and Integration Fund |
| COPERNICUS | European Earth Observation Programme |
| DCI | Development Cooperation Instrument |
| EGNOS/GALILEO | European satellite navigation systems |
| ENI | European Neighbourhood Instrument |
| HUMA | Humanitarian aid |
| IcSP | Instrument contributing to Stability and Peace |
| IPA II | Instrument for Pre-accession assistance |

4. Overview of EU Trust Funds contracting with international organisations

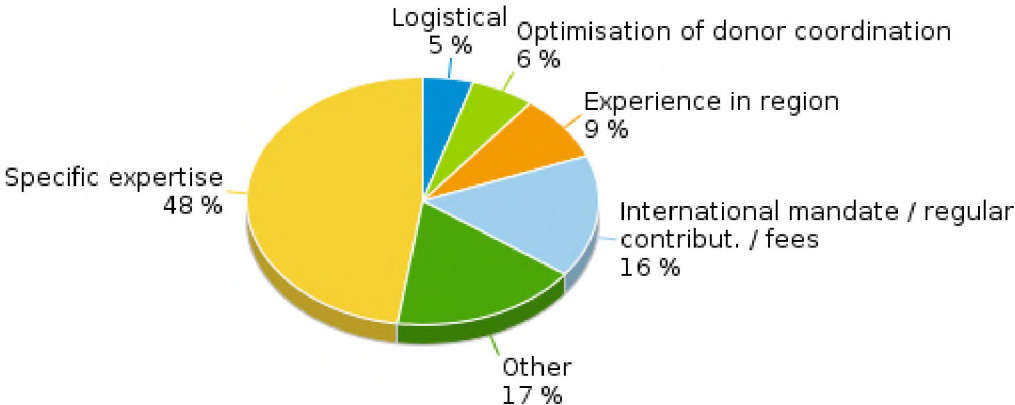
In addition to the funding described in the earlier sections, the EU Trust Funds have also provided funding to international organisations. The EU Budget, the European Development Fund, EU Member States and other donors together fund the EU Trust Funds. The pie chart below covers the year 2020, indicating that the top three receiving international organisations were the United Nations High Commissioner of Refugees (15 %), World Food Programme (15 %) and the World Health Organization (11 %).

Commitments to International Organisations in 2020



The second pie chart shows that the three main reasons for implementing the EU Trust Funds' activities through international organisations were related to the organisations' specific expertise (48 %), to contributions agreements linked to international mandates (16 %) and to experience in the country or region (9 %).

Main reasons for implementing EU-funded activities through international organisations in 2020



Annex (Tables)

I. EU Budget commitments to international organisations

| | International organisation | 2020 commitments (EUR) | % |
|----|--|------------------------|---------|
| 1 | European Space Agency | 870 676 868 | 13.89 % |
| 2 | International Bank for Reconstruction and Development | 669 050 911 | 10.67 % |
| 3 | United Nations High Commissioner for Refugees | 480 012 950 | 7.66 % |
| 4 | International Organization for Migration | 465 925 119 | 7.43 % |
| 5 | International Federation of Red Cross and Red Crescent | 450 666 284 | 7.19 % |
| 6 | United Nations Development Programme | 444 757 399 | 7.09 % |
| 7 | European Bank for Reconstruction and Development | 410 076 682 | 6.54 % |
| 8 | United Nations Children's Fund | 343 097 655 | 5.47 % |
| 9 | World Food Programme | 259 504 709 | 4.14 % |
| 10 | United Nations Office for Project Services | 181 046 537 | 2.89 % |
| 11 | World Health Organization | 146 044 292 | |
| 12 | Organisation for Joint Armament Co-Operation | 137 000 000 | |
| 13 | The Food and Agriculture Organization of the United Nations | 133 730 731 | |
| 14 | International Committee of the Red Cross and Red Crescent | 112 030 954 | |
| 15 | United Nations Relief and Works Agency for Palestine Refugees in the Near East | 95 099 741 | |
| 16 | Council of Europe Development Bank | 91 800 000 | |
| 17 | Organisation for Economic Co-Operation and Development | 75 600 165 | |
| 18 | European Organisation for the Exploitation of Meteorological Satellites | 72 994 657 | |
| 19 | European Centre for Medium-Range Weather Forecasts | 72 202 273 | |
| 20 | International Trade Centre | 47 450 000 | |
| 21 | United Nations Organisation | 45 406 171 | |
| 22 | United Nations Educational Scientific and Cultural Organization | 44 992 539 | |
| 23 | United Nations Human Settlements Programme | 40 399 446 | |
| 24 | International Labour Organization | 39 901 418 | |
| 25 | European University Institute | 38 898 699 | |
| 26 | African Union | 34 987 604 | |
| 27 | United Nations Industrial Development Organization | 31 271 600 | |
| 28 | Council of Europe | 28 479 200 | |
| 29 | European Molecular Biology Laboratory | 27 513 752 | |
| 30 | United Nations Population Fund | 26 400 000 | |
| 31 | Asian Development Bank | 21 821 234 | |
| 32 | United Nations Office on Drugs and Crime | 20 130 500 | |
| 33 | United Nations Entity for Gender Equality and the Empowerment of Women | 18 792 082 | |
| 34 | International Fund for Agricultural Development | 17 500 000 | |
| 35 | International Science and Technology Center | 16 607 000 | |
| 36 | The International Centre for Migration Policy Development | 15 910 836 | |
| 37 | The Global Fund to Fight Aids, Tuberculosis and Malaria | 12 998 637 | |
| 38 | United Nations High Commissioner for Human Rights | 12 994 168 | |
| 39 | World Meteorological Organization | 12 223 018 | |
| 40 | United Nations Environment Programme | 12 072 587 | |
| 41 | International Atomic Energy Agency | 11 631 827 | |
| 42 | Inter-American Development Bank | 10 600 000 | |

| | International organisation | 2020 commitments (EUR) | % |
|----|--|---------------------------------------|----------|
| 43 | United Nations Office for the Coordination of Humanitarian Affairs | 9 645 938 | |
| 44 | European Forest Institute | 9 500 000 | |
| 45 | Organization for Security and Co-operation in Europe | 8 996 885 | |
| 46 | International Iberian Nanotechnology Laboratory | 7 712 988 | |
| 47 | Organización de Estados Iberoamericanos para la Educación, la Ciencia y la Cultura | 7 575 000 | |
| 48 | Nordic Environment Finance Corporation | 7 050 000 | |
| 49 | The Preparatory Commission for the Comprehensive Nuclear-Test-Ban Treaty | 6 165 581 | |
| 50 | Energy Community | 6 068 179 | |
| 51 | Commonwealth Agricultural Bureaux International | 6 000 000 | |
| 52 | Center for International Forestry Research | 5 997 666 | |
| 53 | European Organization for Nuclear Research | 5 316 940 | |
| 54 | Organisation of Eastern Caribbean States | 5 000 000 | |
| 55 | International Commission on Missing People | 4 750 000 | |
| 56 | International Commission for the Conservation of Atlantic Tunas | 4 189 730 | |
| 57 | World Trade Organization | 4 000 000 | |
| 58 | International Energy Agency | 3 700 000 | |
| 59 | World Organisation for Animal Health Organisation | 3 648 000 | |
| 60 | International Olive Oil Council | 3 514 678 | |
| 61 | Global Green Growth Institute | 3 014 747 | |
| 62 | United Nations Mechanism for International Criminal Tribunals | 3 000 000 | |
| 63 | United Nations Office at Geneva | 3 000 000 | |
| 64 | International Monetary Fund | 2 937 144 | |
| 65 | Pan American Health Organization | 2 887 000 | |
| 66 | Office of the High Representative | 2 751 799 | |
| 67 | The International Institute for Democracy and Electoral Assistance | 2 641 438 | |
| 68 | CGIAR System Organization | 2 500 000 | |
| 69 | International Center for Living Aquatic Resources Management | 2 500 000 | |
| 70 | Permanent Secretariat of the Transport Community | 2 400 000 | |
| 71 | Economic Commission for Latin America and the Caribbean | 2 250 000 | |
| 72 | The Baltic Marine Environment Protection Commission | 2 019 134 | |
| 73 | United Nations Economic Commission for Europe | 2 000 000 | |
| 74 | Secretariat of the Northern Dimension Partnership in Public Health and Social Well-Being | 1 850 000 | |
| 75 | Inter-American Tropical Tuna Commission | 1 711 163 | |
| 76 | The Council of the Baltic Sea State Secret | 1 687 457 | |
| 77 | Global Biodiversity Information Facility | 1 600 000 | |
| 78 | International Criminal Police Organization | 1 500 000 | |
| 79 | United Nations Interregional Crime and Justice Research Institute | 1 500 000 | |
| 80 | Regional Cooperation Council | 1 450 000 | |
| 81 | European Centre for Social Welfare Policy and Research | 1 273 947 | |
| 82 | World Customs Organization | 1 131 252 | |
| 83 | EU-LAC International Foundation | 1 000 000 | |
| 84 | Global Water Partnership Organisation | 1 000 000 | |
| 85 | International Criminal Court | 1 000 000 | |
| 86 | Centro Internacional de Investigación del Fenómeno El Niño | 844 920 | |
| 87 | North-East Atlantic Fisheries Commission | 830 878 | |
| 88 | United Nations Framework Convention on Climate Change | 757 931 | |

| | International organisation | 2020 commitments (EUR) | % |
|-----|---|---------------------------------------|-----------------|
| 89 | Western and Central Pacific Fisheries Commission | 752 600 | |
| 90 | Preparatory Commission for the International Renewable Energy Agency | 500 000 | |
| 91 | UN Office for Disaster Risk Reduction | 500 000 | |
| 92 | International Civil Aviation Organization | 441 124 | |
| 93 | North Atlantic Salmon Conservation Organisation | 427 196 | |
| 94 | International Sugar Organization | 423 035 | |
| 95 | United Nations for Training and Research | 414 948 | |
| 96 | Northwest Atlantic Fisheries Organization | 408 938 | |
| 97 | Black Sea Economic Cooperation | 400 000 | |
| 98 | International Grains Council | 306 397 | |
| 99 | Inter-Parliamentary Union | 300 000 | |
| 100 | European Audiovisual Observatory | 276 733 | |
| 101 | International Union for the Protection of New Varieties of Plants | 250 893 | |
| 102 | European and Mediterranean Plant Protection Organization | 250 000 | |
| 103 | International Development Law Organization | 230 000 | |
| 104 | European Patent Organisation | 226 498 | |
| 105 | South Pacific Regional Fisheries Management Organisation | 205 916 | |
| 106 | Organisation Internationale de la Vigne et Vin | 140 000 | |
| 107 | Science and Technology Center in Ukraine | 125 715 | |
| 108 | United Nations Office for Outer Space Affairs | 100 000 | |
| 109 | European Organisation for the Safety of Air Navigation | 99 889 | |
| 110 | Centro para la Promoción de la Micro y Pequeña Empresa en Centroamérica | 96 934 | |
| 111 | International Tribunal for the Law of the Sea | 92 500 | |
| 112 | International Seabed Authority | 90 670 | |
| 113 | International Telecommunication Union | 90 000 | |
| 114 | Commission for the Conservation of Antarctic Marine Living Resources | 78 407 | |
| 115 | Commission for the Conservation of Southern Bluefin Tuna | 67 380 | |
| 116 | International Agency for Research on Cancer | 60 000 | |
| 117 | South East Atlantic Fisheries Organ | 38 372 | |
| 118 | Hague Conference on Private International Law | 37 000 | |
| 119 | International Training Centre of the ILO | 14 950 | |
| 120 | IEA Bioenergy | 13 681 | |
| 121 | International Centre for the Registration of Serial Publications | 8 820 | |
| | Total | 6 269 639 237 | 100.00 % |

II. Reasons for implementing EU-funded activities through international organisations

| Main reasons for implementing EU-funded activities through international organisations | | 2020 commitments (EUR) | % |
|--|---|------------------------|-----------------|
| 1 | Specific expertise | 2 889 816 019 | 46.10 % |
| 2 | Organisations of the United Nations and Red Cross families have singular capacities, privileges and access for effective delivering of humanitarian aid and are recognised by the EU's framework agreements | 1 309 663 582 | 20.89 % |
| 3 | Result of call for proposal | 570 724 335 | 9.10 % |
| 4 | Continuation of an existing programme | 384 481 956 | 6.13 % |
| 5 | International mandate/regular contribution/membership or similar fees | 252 894 039 | 4.03 % |
| 6 | Experience in the country/region | 218 829 535 | 3.49 % |
| 7 | Optimisation of donor coordination | 204 358 637 | 3.26 % |
| 8 | Logistical and management capacities | 156 984 271 | 2.50 % |
| 9 | Presence in the country/region | 47 541 136 | 0.76 % |
| 10 | Absence of alternatives | 34 443 064 | 0.55 % |
| 11 | Neutrality/security reasons | 6 838 790 | 0.11 % |
| 12 | Other | 193 063 873 | 3.08 % |
| Total | | 6 269 639 237 | 100.00 % |

III. EU Programmes contracting with international organisations

| | Programmes | 2020 commitments (EUR) | % |
|----|---|------------------------------|-----------------|
| 1 | Humanitarian aid | 1 233 791 099 | 19.68 % |
| 2 | Development Cooperation Instrument (DCI) | 1 205 190 864 | 19.22 % |
| 3 | Instrument for Pre-accession assistance (IPA II) | 1 071 323 739 | 17.09 % |
| 4 | European Earth Observation Programme (Copernicus) | 572 643 733 | 9.13 % |
| 5 | Asylum, Migration and Integration Fund (AMF) | 551 843 229 | 8.80 % |
| 6 | European Neighbourhood Instrument (ENI) | 520 317 207 | 8.30 % |
| 7 | European satellite navigation systems (EGNOS and Galileo) | 424 875 095 | 6.78 % |
| 8 | Instrument contributing to Stability and Peace (IcSP) | 156 945 342 | 2.50 % |
| 9 | European Defence Industrial Development Programme | 137 000 000 | 2.19 % |
| 10 | Horizon 2020 | 91 430 439 | 1.45 % |
| 11 | Nuclear Safety and Decommissioning | 46 268 000 | |
| 12 | Instrument for Emergency Support within the Union (IES) | 35 466 284 | |
| 13 | Technical assistance | 33 071 260 | |
| 14 | Common Foreign and Security Policy (CFSP) | 31 498 980 | |
| 15 | European Instrument for Democracy and Human Rights (EIDHR) | 21 837 455 | |
| 16 | Education, Training and Sport (Erasmus+) | 21 124 695 | |
| 17 | Other actions and programmes | 18 294 482 | |
| 18 | Pilot projects and preparatory actions | 17 700 000 | |
| 19 | European Maritime and Fisheries Fund (EMFF) | 13 893 417 | |
| 20 | European Agricultural Fund for Rural Development (EAFRD) | 12 664 000 | |
| 21 | Actions financed under the prerogatives of the Commission and specific competences conferred to the Commission | 8 845 235 | |
| 22 | Health | 8 230 000 | |
| 23 | Partnership Instrument (PI) | 7 911 709 | |
| 24 | Food and feed | 5 783 000 | |
| 25 | Employment and Social Innovation (EaSI) | 5 705 625 | |
| 26 | Sustainable Fisheries Partnership Agreements (SFPAs) and compulsory contributions to Regional Fisheries Management Organisations (RFMOs) and to other international organisations | 5 450 875 | |
| 27 | Information and Communications Technology (ICT) | 3 518 733 | |
| 28 | Commission administrative expenditure | 1 766 460 | |
| 29 | Rights, Equality and Citizenship | 1 687 457 | |
| 30 | Creative Europe | 1 323 933 | |
| 31 | Environment and climate action (LIFE) | 949 889 | |
| 32 | European Agricultural Guarantee Fund (EAGF) - Market related expenditure and direct payments | 600 000 | |
| 33 | Union Civil protection Mechanism | 500 000 | |
| 34 | Euratom Research and Training Programme | 150 000 | |
| 35 | Justice | 37 000 | |
| | Total | 6 269 639 237 | 100.00 % |

IV. EU Trust Funds contracting with international organisations

| | International organisation | 2020 commitments (EUR) | % |
|----|--|------------------------|-----------------|
| 1 | United Nations High Commissioner for Refugees | 140 964 048 | 14.68 % |
| 2 | World Food Programme | 139 208 036 | 14.50 % |
| 3 | World Health Organization | 103 354 702 | 10.77 % |
| 4 | International Bank for Reconstruction and Development | 92 900 000 | 9.68 % |
| 5 | United Nations Children's Fund | 90 560 959 | 9.43 % |
| 6 | United Nations Development Programme | 82 250 000 | 8.57 % |
| 7 | International Organization for Migration | 81 058 889 | 8.44 % |
| 8 | United Nations Office for Project Services | 74 300 000 | 7.74 % |
| 9 | United Nations Relief and Works Agency for Palestine Refugees in the Near East | 43 200 000 | 4.50 % |
| 10 | International Monetary Fund | 19 000 000 | 1.98 % |
| 11 | International Trade Centre | 18 125 000 | |
| 12 | International Labour Organization | 15 800 000 | |
| 13 | The Food and Agriculture Organization of the United Nations | 14 700 000 | |
| 14 | United Nations Human Settlements Programme | 10 000 000 | |
| 15 | United Nations High Commissioner for Human Rights | 9 630 000 | |
| 16 | United Nations Population Fund | 6 000 000 | |
| 17 | United Nations Office at Geneva | 4 950 000 | |
| 18 | International Finance Corporation | 4 850 000 | |
| 19 | United Nations Organisation | 2 886 532 | |
| 20 | Intergovernmental Authority on Development | 2 752 312 | |
| 21 | Organisation Internationale de la Francophonie | 2 000 000 | |
| 22 | African Development Bank | 1 000 000 | |
| 23 | United Nations Entity for Gender Equality and the Empowerment of Women | 529 078 | |
| | Total | 960 019 555 | 100.00 % |

V. Reasons for implementing EU Trust Funds activities through international organisations

| Main reasons for implementing EU-funded activities through international organisations | | 2020 commitments (EUR) | % |
|--|---|------------------------|-----------------|
| 1 | Specific expertise | 457 895 572 | 47.70 % |
| 2 | International mandate/regular contribution/membership or similar fees | 153 152 979 | 15.95 % |
| 3 | Experience in the country/region | 82 633 962 | 8.61 % |
| 4 | Optimisation of donor coordination | 56 300 000 | 5.86 % |
| 5 | Logistical and management capacities | 44 500 000 | 4.64 % |
| 6 | Presence in the country/region | 16 000 000 | 1.67 % |
| 7 | Organisations of the United Nations and Red Cross families have singular capacities, privileges and access for effective delivering of humanitarian aid and are recognised by the EU's framework agreements | 14 000 000 | 1.46 % |
| 8 | Continuation of an existing programme | 13 752 000 | 1.43 % |
| 9 | Neutrality/security reasons | 3 000 000 | 0.31 % |
| 10 | Other | 118 785 041 | 12.37 % |
| Total | | 960 019 555 | 100.00 % |

Further information on EUTF is available on the following websites:

EUTF https://ec.europa.eu/international-partnerships/trust-funds_en

BÊKOU <https://europa.eu/capacity4dev/trust-fund-bekou/>

MADAD https://ec.europa.eu/trustfund-syria-region/index_en

AFRICA https://ec.europa.eu/trustfundforafrica/index_en

COLOMBIA <https://www.fondoeuropeoparalapaz.eu/>

Getting in touch with the EU

In person

All over the European Union there are hundreds of Europe Direct information centres. You can find the address of the centre nearest you at: https://europa.eu/european-union/contact_en

On the phone or by email

Europe Direct is a service that answers your questions about the European Union. You can contact this service:

- by freephone: 00 800 6 7 8 9 10 11 (certain operators may charge for these calls),
- at the following standard number: +32 22999696 or
- by email via: https://europa.eu/european-union/contact_en

Finding information about the EU

Online

Information about the European Union in all the official languages of the EU is available on the Europa website at: https://europa.eu/european-union/index_en

EU publications

You can download or order free and priced EU publications at: <https://publications.europa.eu/en/publications>.

Multiple copies of free publications may be obtained by contacting Europe Direct or your local information centre (see https://europa.eu/european-union/contact_en).

EU law and related documents

For access to legal information from the EU, including all EU law since 1952 in all the official language versions, go to EUR-Lex at: <http://eur-lex.europa.eu>

Open data from the EU

The EU Open Data Portal (<http://data.europa.eu/euodp/en>) provides access to datasets from the EU. Data can be downloaded and reused for free, for both commercial and non-commercial purposes.



Find out more about the EU's financial programming
and budget by visiting our website regularly:
ec.europa.eu/budget

FOLLOW US ON:

facebook.com/EuropeanCommission
twitter.com/EU_Budget
twitter.com/EU_Commission

