



# Flash Eurobarometer 430 on European Union Citizenship

Factsheet | March 2016

**Věra Jourová**

*Commissioner for Justice,  
Consumers and Gender Equality*



*Directorate-General for  
Justice and Consumers*



**EU citizenship is at the heart of European project.** Citizenship of the European Union was established in 1993. It confers, on every national of an EU country, a set of rights, such as the right to move and reside freely within the EU, the right to vote and stand as a candidate in European and local elections, the right to be protected outside the EU by the diplomatic and consular authorities of any other EU country in a non-discriminatory way and the right to petition key EU Institutions. EU citizenship is additional to and does not replace national citizenship.

**The European Commission is committed to ensuring that EU citizenship rights translate into concrete added-value for European citizens.**

The Flash Eurobarometer 430 on EU citizenship was conducted in October 2015 among 26,555 citizens in all 28 Member States.

This survey shows that **Europeans are more familiar than ever with their status as Union citizens**, and they are increasingly knowledgeable about the key rights conferred by EU citizenship. However, there is **potential to further increase citizens' awareness and knowledge about their EU rights**, in particular their electoral rights ([factsheet on Flash Eurobarometer 431 on Electoral Rights](#)) and their right to consular protection, and of what they can do if these rights are not respected. Moreover, the level of awareness varies across the 28 Member States. A majority of Europeans in all 28 Member States have a **positive view on free movement**.

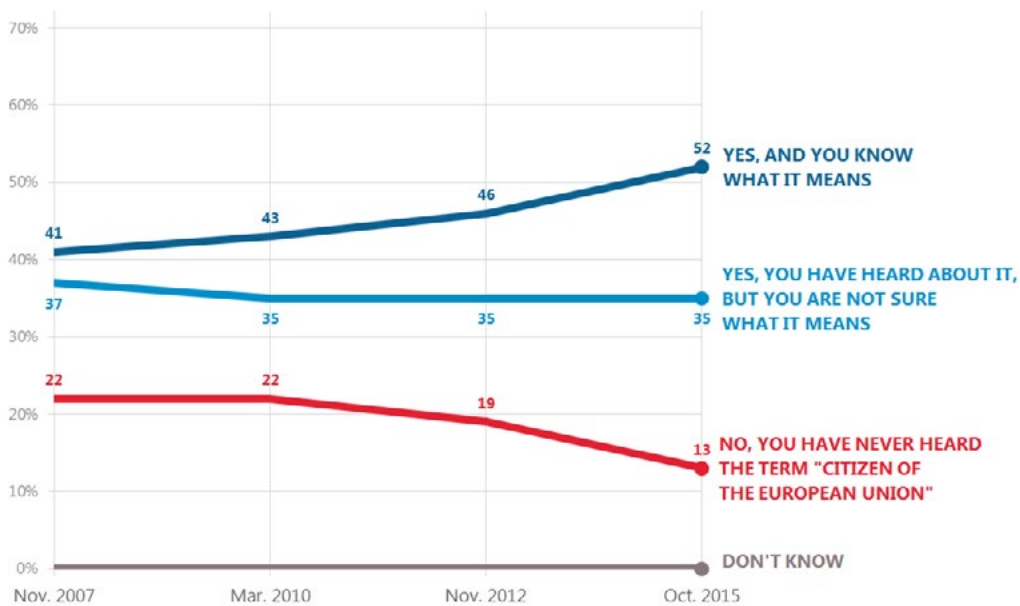
## 1. EU citizens' awareness of their status as "citizen of the European Union"

### 1.1 How familiar EU citizens are with the term "citizen of the Union"

87 % of Europeans say they are familiar with the term "citizen of the European Union" (6 percentage points higher than in 2012).

52 % of Europeans say they know what it means (6 percentage points higher than in 2012).

Q1 This survey is about European Union citizenship. Are you familiar with the term "citizen of the European Union"? (% - EU)



### 1.2 Understanding how EU citizenship is obtained

78 % of Europeans know that one does not have to ask for EU citizenship (same result as in 2012).

91 % of Europeans know they are a citizen of the Union and of their own country at the same time (2 percentage points higher than in 2012).

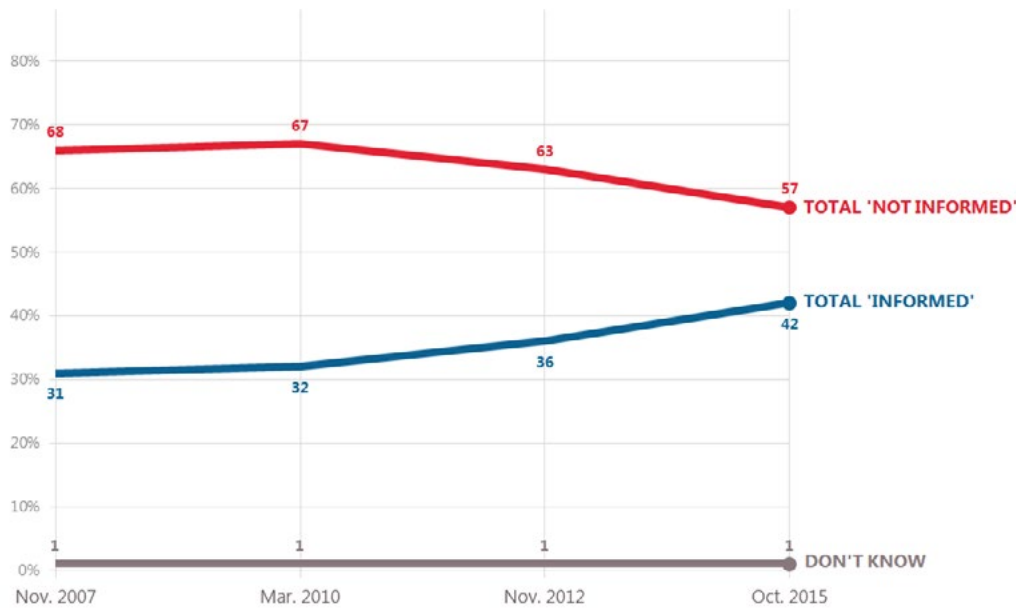
73 % of Europeans know that one cannot choose not to be a citizen of the Union (same result as in 2012).

## 2. EU citizens' awareness of their rights and of what they can do if these rights are not respected

### 2.1 How informed EU citizens feel about their EU rights

42% of Europeans say they feel informed about their rights as a citizen of the European Union (6 percentage points higher than in 2012 and 11 points higher than in 2007).

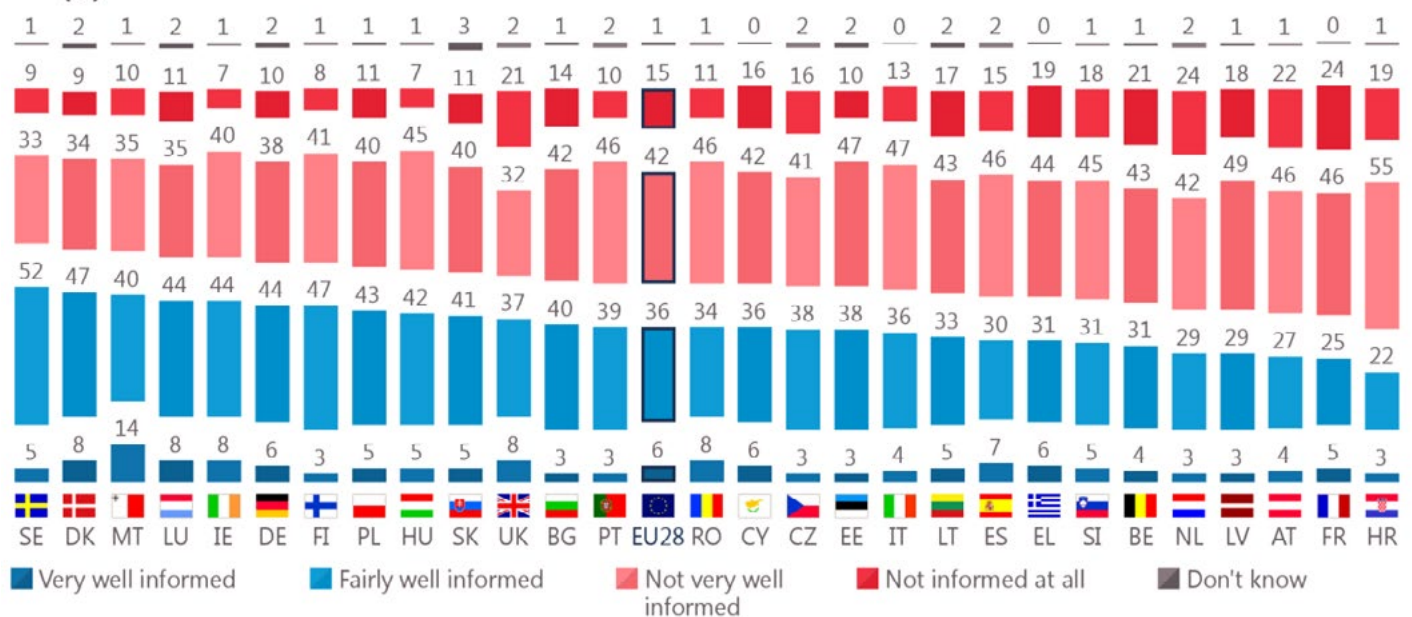
Q2 How well informed do you feel about your rights as a citizen of the European Union? (% - EU)



The level of awareness varies across the EU. There are now five EU countries where more than half of respondents say they feel informed about their rights as EU citizens.

Q2 How well informed do you feel about your rights as a citizen of the European Union?

(%)



## 2.2 Awareness of EU rights

Highest percentage per country    Lowest percentage per country

Highest percentage per item

Lowest percentage per item

84% of Europeans are aware of their right to reside in any Member State of the European Union, subject to certain conditions.

BE	BG	CZ	DK	DE	EE	IE	EL	ES	FR	HR	IT	CY	LV	LT	LU	HU	MT	NL	AT	PL	PT	RO	SI	SK	FI	SE	UK
83%	92%	74%	85%	81%	93%	92%	85%	90%	86%	76%	76%	79%	94%	88%	86%	81%	87%	89%	91%	87%	87%	81%	84%	76%	96%	93%	87%

83% of Europeans are aware of their right to make a complaint to the European Commission, European Parliament or European Ombudsman.

BE	BG	CZ	DK	DE	EE	IE	EL	ES	FR	HR	IT	CY	LV	LT	LU	HU	MT	NL	AT	PL	PT	RO	SI	SK	FI	SE	UK
83%	88%	89%	85%	80%	88%	91%	85%	89%	83%	73%	74%	86%	89%	82%	84%	74%	84%	87%	85%	89%	90%	76%	86%	70%	91%	91%	89%

77 % of Europeans are aware that an EU citizen, residing in another EU Member State, has the right to be treated in the same way as a national of that State.

BE	BG	CZ	DK	DE	EE	IE	EL	ES	FR	HR	IT	CY	LV	LT	LU	HU	MT	NL	AT	PL	PT	RO	SI	SK	FI	SE	UK
74%	87%	80%	73%	62%	78%	84%	80%	87%	71%	76%	75%	80%	80%	52%	78%	82%	89%	77%	77%	86%	90%	82%	71%	69%	84%	80%	81%

72% of Europeans are aware that an EU citizen, when outside the EU, has the right to seek help from the embassy of any other EU Member State, if their country does not have an embassy there.

BE	BG	CZ	DK	DE	EE	IE	EL	ES	FR	HR	IT	CY	LV	LT	LU	HU	MT	NL	AT	PL	PT	RO	SI	SK	FI	SE	UK
70%	79%	76%	69%	70%	86%	79%	78%	78%	62%	65%	70%	76%	87%	80%	70%	66%	77%	74%	84%	81%	87%	73%	75%	65%	85%	72%	67%

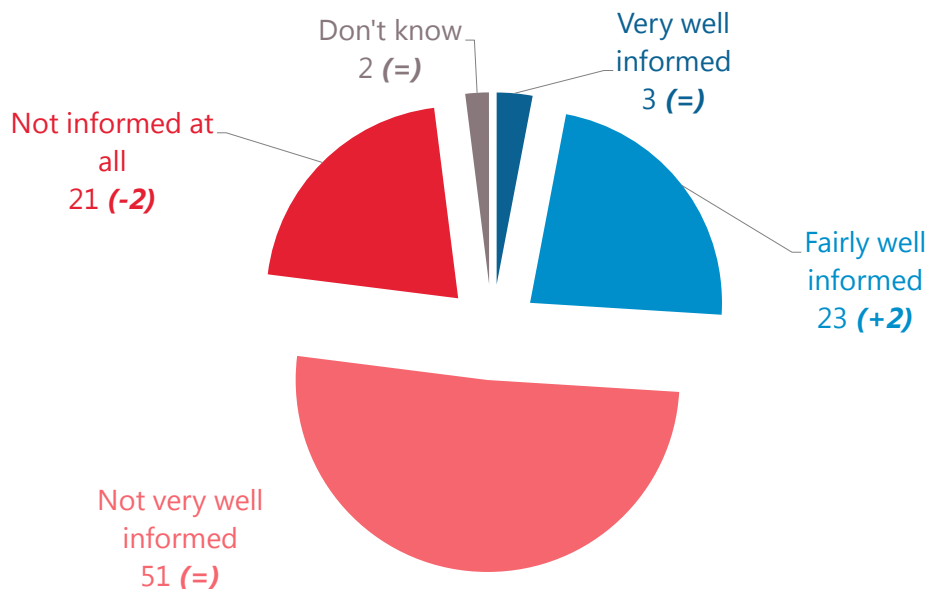
66% of Europeans are aware that EU citizens have the right to participate in a Citizens' Initiative.

BE	BG	CZ	DK	DE	EE	IE	EL	ES	FR	HR	IT	CY	LV	LT	LU	HU	MT	NL	AT	PL	PT	RO	SI	SK	FI	SE	UK
62%	75%	70%	60%	65%	69%	71%	74%	76%	69%	56%	61%	68%	71%	71%	75%	63%	76%	77%	80%	67%	76%	68%	70%	53%	82%	61%	57%

## 2.3 Knowing what to do when rights are not respected

26% of Europeans say they feel informed about what to do when their rights as an EU citizen are not respected (2 percentage points higher than in 2012).

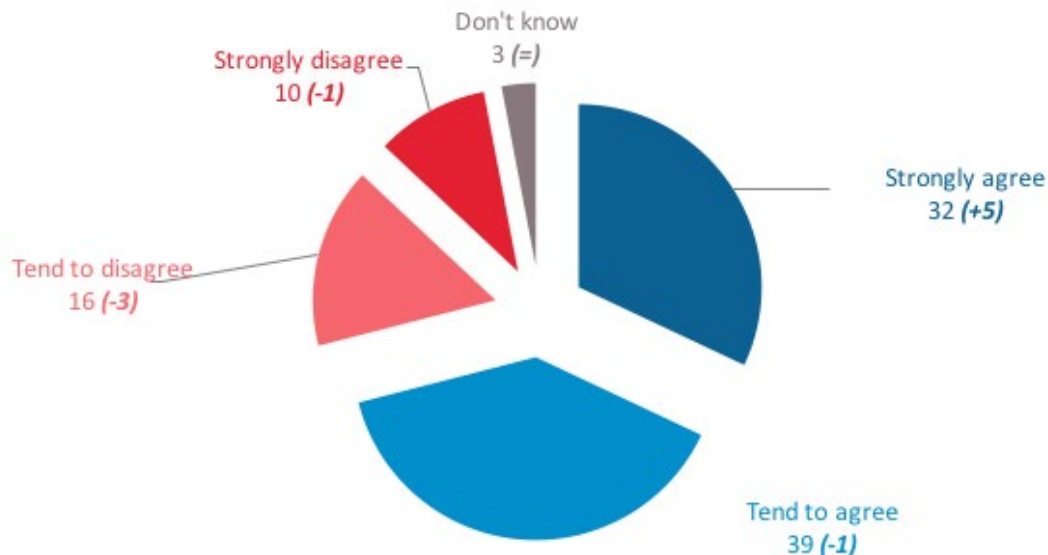
Q5 "How well informed do you feel about what you can do when your rights as an EU citizen are not respected? (% - EU)"



### 3. The economic benefits of free movement within the European Union

71 % of Europeans consider that free movement of people within the EU brings economic overall benefits to their country (4 percentage points higher than in 2012).

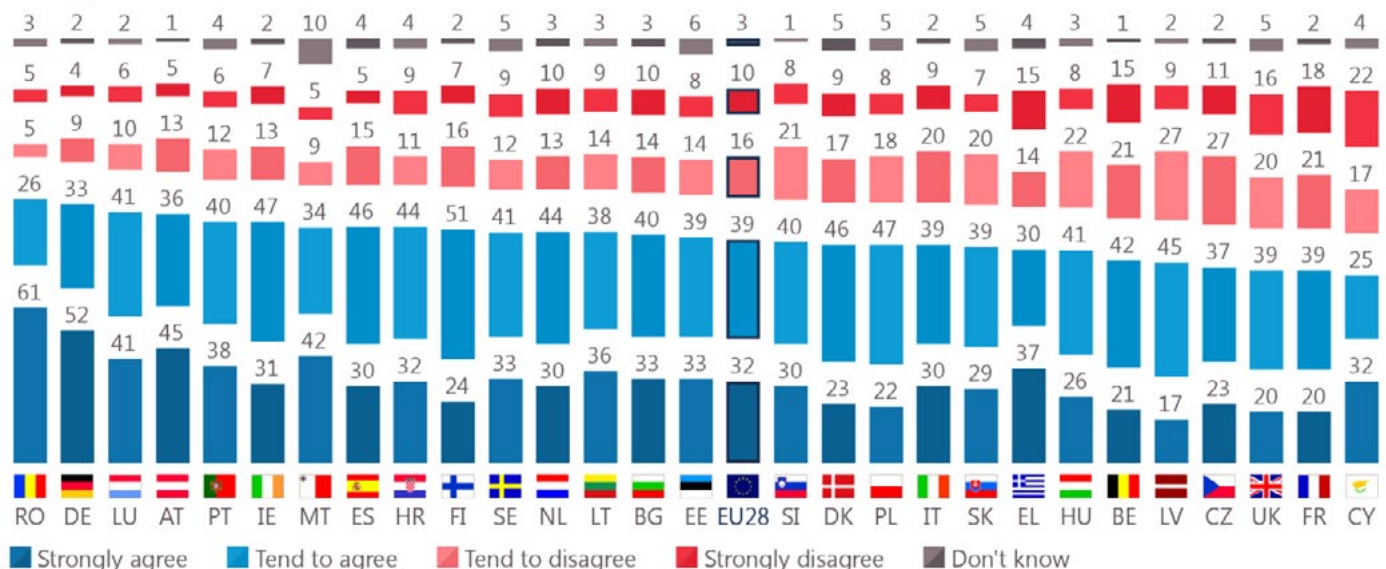
**Q6** Do you agree or disagree with the following statement: Free movement of people within the EU brings overall benefits to the economy of (OUR COUNTRY).  
(% - EU)



There are some differences between countries but an absolute majority across all EU countries agrees that free movement within the EU has economic benefits for their country. Respondents living in Romania are most likely to agree (87 %), followed by those in Germany (85 %), Luxemburg (82%) and Austria (81%). Respondents are less likely to agree that free movement brings economic benefits for their country in Cyprus (57 % respondents, + 6% since 2012), UK (59%, +7% compared to 2012) and France (59%, -2% since 2012).

**Q6** Do you agree or disagree with the following statement: Free movement of people within the EU brings overall benefits to the economy of (OUR COUNTRY).

(%)

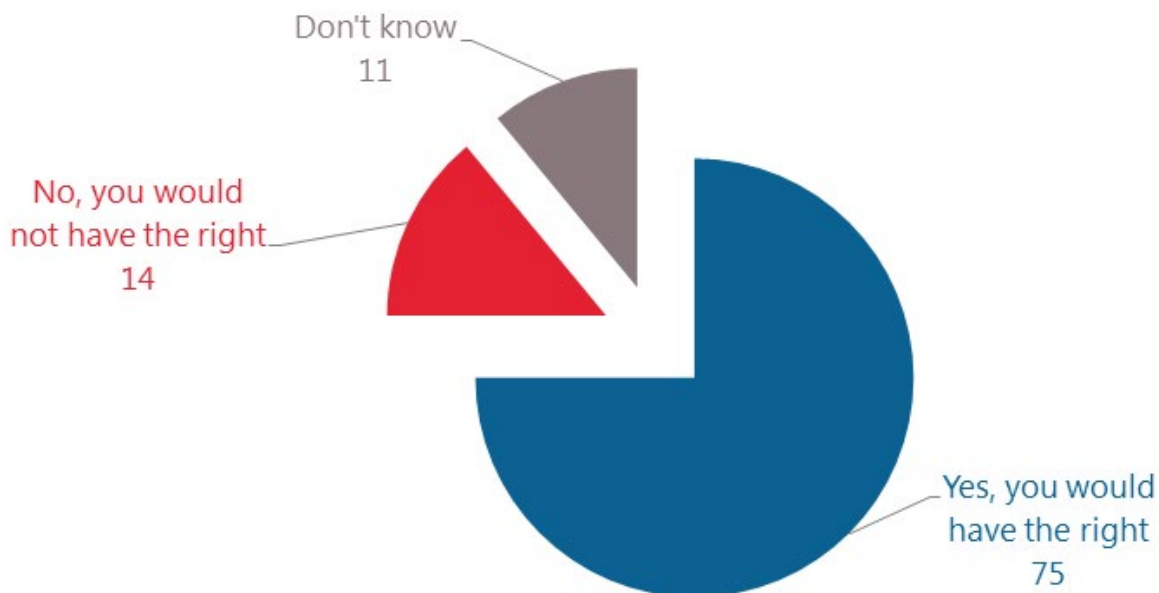


#### 4. Seeking help from other EU embassies while staying in another EU country

72% of Europeans know that EU citizens have the right to seek help, when outside the EU, from the embassy of any other EU country if their own country does not have an embassy there (see above under 2.2).

75 % of Europeans wrongly believe that they would have the right to seek help from another EU country's embassy also within the EU, if their own country does not have an embassy there.

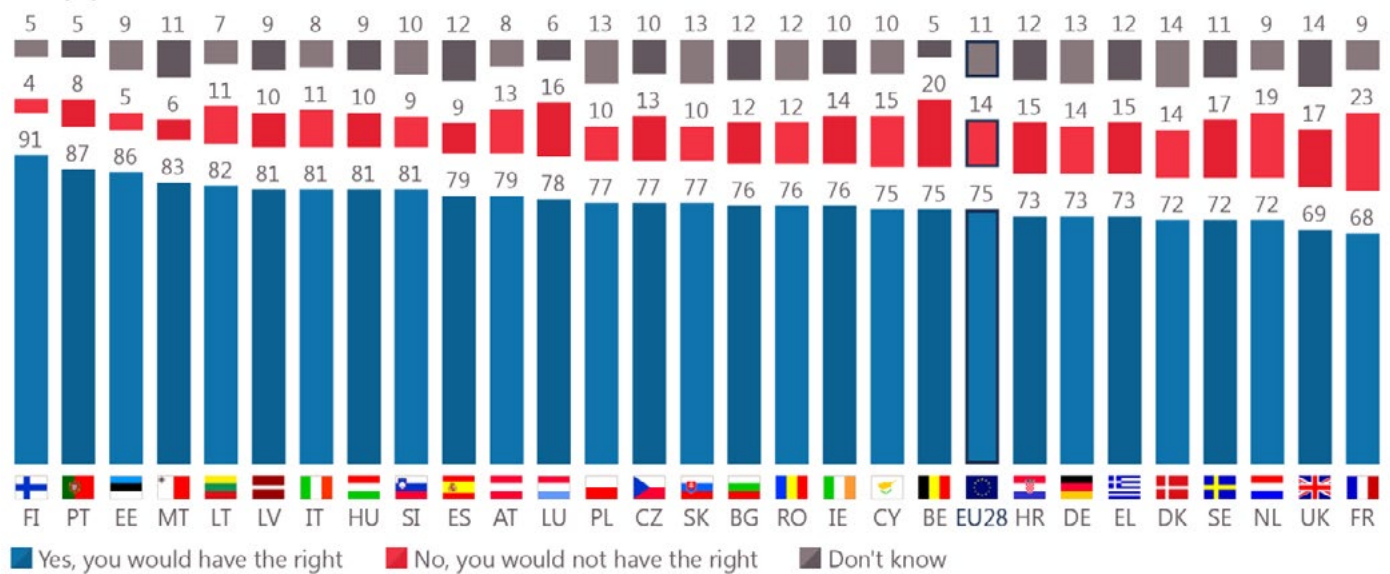
- Q7** If you needed help (for example, if you lost your passport) while staying in an EU country where (OUR COUNTRY) does not have an embassy, would you have the right to seek help at the embassy of another EU Member State instead?  
(% - EU)



France is the country with the highest proportion of respondents (23%) knowing they would not have the right to seek help from another EU country's embassy also within the EU, compared to Finland where the proportion of citizens knowing they don't have this right is the smallest (4%).

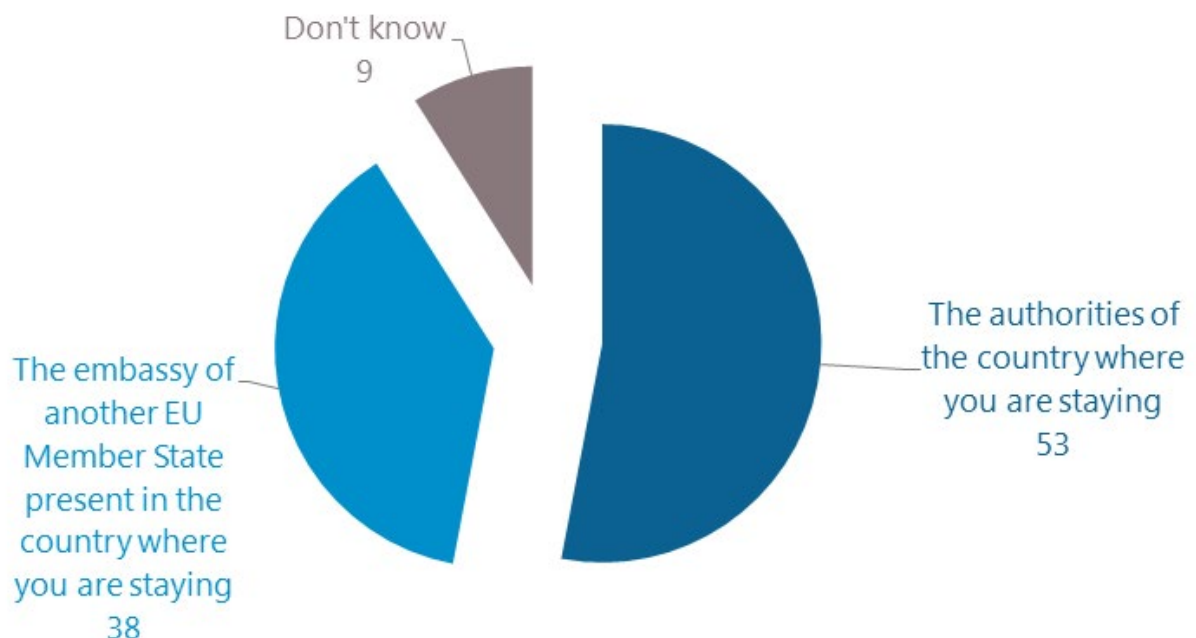
**Q7** If you needed help (for example, if you lost your passport) while staying in an EU country where (OUR COUNTRY) does not have an embassy, would you have the right to seek help at the embassy of another EU Member State instead?

(%)



53% would prefer to seek help from the authorities of the country in which they are rather than to seek help from the embassy of another EU country.

**Q8** And in this situation, would you prefer to seek help from...  
(% - EU)



### Full Report:

<http://ec.europa.eu/COMMFrontOffice/PublicOpinion/index.cfm/Survey/getSurveyDetail/instruments/FLASH/surveyKy/2101>

