

DRAFT GENERAL BUDGET OF THE EUROPEAN UNION

for the financial year 2018



Working Document Part IX

Funding to international organisations

**Draft General Budget
of the European Union
for the Financial Year 2018**

**Working Document Part IX
Funding to international organisations**

Draft Budget Working Documents

The 2018 Draft Budget is accompanied by twelve 'Working Documents', as follows:

Part I: Programme Statements of operational expenditure

Working Document I contains Programme Statements, which constitute the main instrument for justifying the operational appropriations requested by the Commission in the Draft Budget. These Statements are coherent with the corresponding legal bases and provide details on the resources which are dedicated to each spending Programme.

Part II: Commission Human Resources

Working Document II presents information on Commission human resources, both for the establishment plans and for external personnel, across all headings of the multiannual financial framework. Moreover, pursuant to Article 38(3)(b)(v) of the Financial Regulation, it provides a summary table for the period 2014 – 2017 which shows the number of full-time equivalents for each category of staff and the related appropriations for all institutions and bodies referred to in Article 208 of the Financial Regulation.

Part III: Bodies set up by the European Union having legal personality and Public-private partnership

Working Document III presents detailed information relating to all decentralised agencies, executive agencies and Public-Private Partnerships (joint undertakings and joint technology initiatives), with a transparent presentation of revenue, expenditure and staff levels of various Union bodies, pursuant to Articles 208 and 209 of the Financial Regulation.

Part IV: Pilot projects and preparatory actions

Working Document IV presents information on all pilot projects and preparatory actions which have budget appropriations (commitments and/or payments) in the 2018 Draft Budget, pursuant to Article 38(3)(c) of the Financial Regulation.

Part V: Budget implementation and assigned revenue

Working Document V presents the budget implementation forecast for 2017, information on assigned revenue implementation in 2016, and a progress report on outstanding commitments (RAL) and managing potentially abnormal RAL (PAR) for 2016.

Part VI: Commission Administrative Expenditure

This document encompasses administrative expenditure under all budgets (heading 5) to be implemented by the Commission in accordance with Article 317 of the Treaty on the Functioning of the European Union, as well as the budgets of the Offices (OP, OLAF, EPSO, OIB, OIL and PMO).

Part VII: Commission buildings

Working Document VII presents information on buildings under Section III - Commission, pursuant to Article 203(3) of the Financial Regulation.

Part VIII: Expenditure related to the external action of the European Union

Working Document VIII presents information on human resources and expenditure related to the external action of the European Union.

Part IX: Funding to international organisations

Working Document IX presents funding provided to international organisations, across all MFF headings, pursuant to Article 38(3)(d) of the Financial Regulation.

Part X: Financial Instruments

Working Document X presents the use made of financial instruments, pursuant to Article 38(5) of the Financial Regulation.

Part XI: EU Trust funds

Working Document XI presents the activities supported by EU Trust Funds, their implementation and performance.

Part XII: Payment schedules (*on-line publication only*)

Working Document XII presents summary statements of the schedule of payments due in subsequent years to meet budgetary commitments entered into in previous years, pursuant to Article 38(3)(f) of the Financial Regulation.

EU funded activities implemented through international organisations
(Article 38 (3)(d) of the Financial Regulation)

TABLE OF CONTENT

1. Introduction.....	4
2. Objective and structure of this working document	4
Table 1 — Legal commitments to international organisations	6
Table 2 — Main reasons for implementing EU funded activities through international organisations	10
Table 3 — EU Programmes making use of international organisations.....	12
EU Trust Funds making use of international organisations.....	15

1. Introduction

The purpose of this document is to provide information on funding to international organisations from the EU Budget. The working document will accompany the Draft Budget 2018 and present the reasons why, from the 2016 approved budget, it was more efficient for the Union to fund international organisations rather than to act directly.

2. Objective and structure of this working document

In accordance with article 38(3)(d) of the Financial Regulation (FR)¹, the Commission should attach to the draft budget a working document showing funding to international organisations.

This document should contain:

- a summary of all contributions, with a breakdown by Union programme or fund and by international organisation,
- a statement of reasons explaining why it was more efficient for the Union to fund those international organisations rather than to act directly.

The following tables show the amount of legal commitments made to international organisations from the approved budget 2016. The total amount of these commitments is EUR 2 467 041 510.

- 1) Table 1 presents the commitments by international organisation. The ten biggest recipients were provided EUR 2,1 billion to implement EU policies, notably in the areas of space, environment and climate change programmes, migration, humanitarian and development aid. They account for 83,3 % of budgetary commitments to this group.
- 2) Table 2 attempts to synthesise, in order of magnitude, the main reasons why it was more efficient to fund international organisations than to act directly. At the individual programme or project level there may be more than one reason to work with an international organisation. The table indicates that the majority of the funding (88,3 %) is granted to international organisations due to their specific expertise, their singular capacities to deliver space related services, humanitarian aid, logistical and management capacities and due to their international mandate. In particular the European Space Agency (ESA) accounts for 33,9% of the commitments, to finance EGNOS, Galileo and Copernicus.
- 3) Table 3 presents the commitments by Union programme. In terms of value, space, environment and climate change, research, external relations programmes as well as funding to asylum, migration and integration account for more than 92.8% of the total.
- 4) Article 43 of the rules of application (RAP)² lays down the definition of international organisations of Articles 58(1)(c)(ii) and 188 of the FR.

1. The international organisations referred to in point (ii) of Article 58(1)(c) of the Financial Regulation shall be:

¹ OJ L 298, 26.10.2012, p. 1

² OJ L 362, 31.12.2012, p. 1

- (a) international public-sector organisations set up by intergovernmental agreements, and specialised agencies set up by such organisations;
 - (b) the International Committee of the Red Cross;
 - (c) the International Federation of National Red Cross and Red Crescent Societies;
2. (d) other non-profit organisations assimilated to international organisations by a Commission decision.

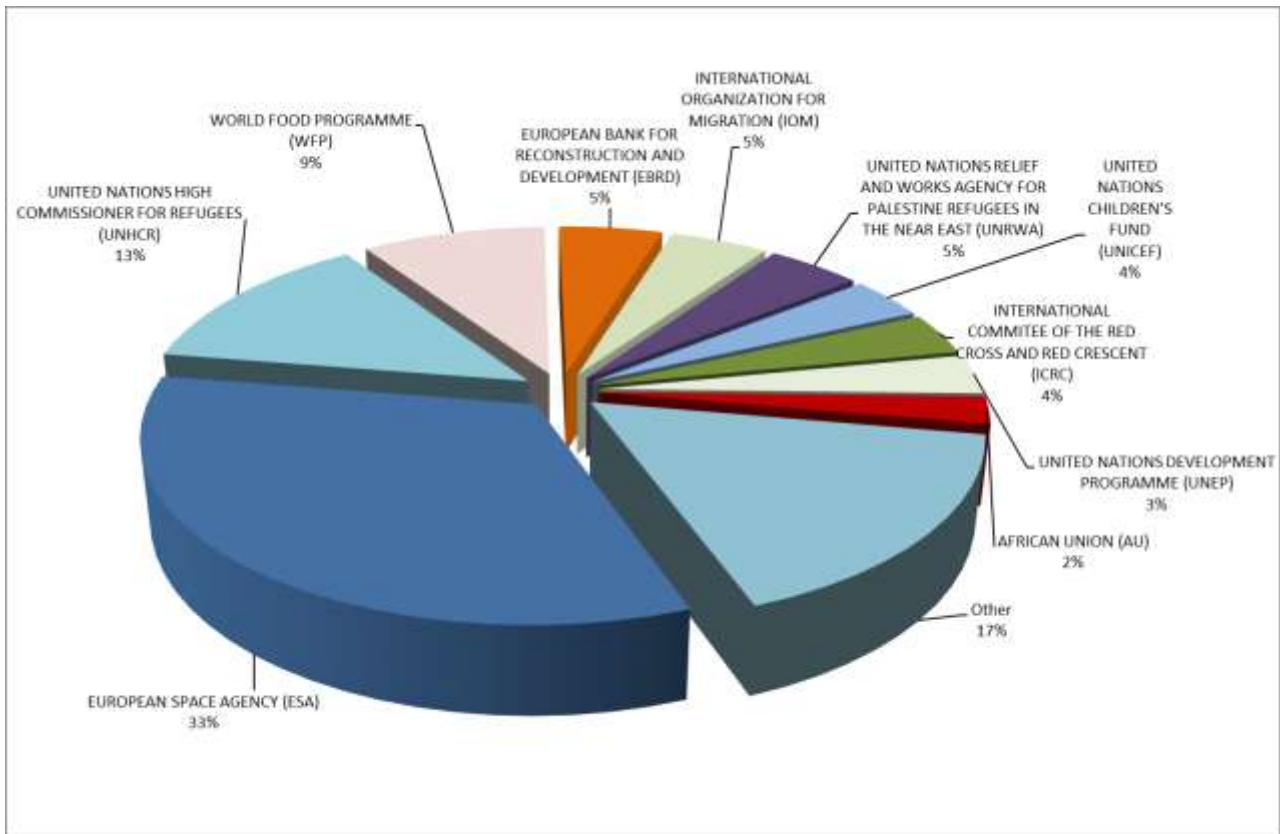
Table 1 — Legal commitments to international organisations

International Organisation	2016 Commitments (EUR)
1. EUROPEAN SPACE AGENCY (ESA)	816 316 612
2. UNITED NATIONS HIGH COMMISSIONER FOR REFUGEES (UNHCR)	321 840 000
3. WORLD FOOD PROGRAMME (WFP)	224 883 167
4. EUROPEAN BANK FOR RECONSTRUCTION AND DEVELOPMENT (EBRD)	126 635 414
5. INTERNATIONAL ORGANIZATION FOR MIGRATION (IOM)	120 065 580
6. UNITED NATIONS RELIEF AND WORKS AGENCY FOR PALESTINE REFUGEES IN THE NEAR EAST (UNRWA)	115 000 000
7. UNITED NATIONS CHILDREN'S FUND (UNICEF)	93 236 809
8. INTERNATIONAL COMMITTEE OF THE RED CROSS AND RED CRESCENT (ICRC)	92 243 634
9. UNITED NATIONS DEVELOPMENT PROGRAMME (UNEP)	86 482 561
10. AFRICAN UNION (AU)	59 068 672
OTHER	
11. THE WORLD BANK GROUP	55 885 000
12. EUROPEAN CENTRE FOR MEDIUM-RANGE WEATHER FORECASTS (ECMWF)	42 746 252
13. UNITED NATIONS POPULATION FUND (UNFP)	35 910 000
14. EUROPEAN ORGANISATION FOR THE EXPLOITATION OF METEOROLOGICAL SATELLITES (EUMETSAT)	33 036 000
15. INTERNATIONAL FEDERATION OF RED CROSS AND RED CRESCENT (IFCR)	32 883 113
16. WORLD HEALTH ORGANIZATION (WHO)	22 983 908
17. THE FOOD AND AGRICULTURE ORGANIZATION OF THE UNITED NATIONS (FAO)	20 980 149
18. COUNCIL OF EUROPE (COE)	16 010 654
19. UNITED NATIONS OFFICE FOR THE COORDINATION OF HUMANITARIAN AFFAIRS (UNOCHA)	14 105 000
20. EUROPEAN UNIVERSITY INSTITUTE (EUI)	13 956 728
21. ORGANISATION FOR ECONOMIC CO-OPERATION AND DEVELOPMENT (OECD)	13 624 742
22. INTERNATIONAL MONETARY FUND (IMF)	10 300 000
23. UNITED NATIONS HIGH COMMISSIONER FOR HUMAN RIGHTS (OHCHR)	9 105 580
24. SPECIAL TRIBUNAL FOR LEBANON (STL TR)	7 500 000
25. ENERGY COMMUNITY (ENC)	7 179 177
26. INTERNATIONAL TRADE CENTRE (ITC)	6 000 000
27. EUROPEAN ORGANISATION FOR THE SAFETY OF AIR NAVIGATION (EUROCONTROL)	4 992 061
28. INTERNATIONAL ATOMIC ENERGY AGENCY (IAEA)	4 287 800
29. SCIENCE AND TECHNOLOGY CENTER IN UKRAINE (STCU)	4 200 000
30. UNITED NATIONS ORGANISATION (UNO)	3 900 000

31. INTERNATIONAL OLIVE OIL COUNCIL	3 654 919
32. OFFICE OF THE HIGH REPRESENTATIVE (OHR)	3 249 879
33. UNITED NATIONS INTERREGIONAL CRIME AND JUSTICE RESEARCH INSTITUTE (UNICRI)	3 000 000
34. ORGANIZATION OF AMERICAN STATES (OAS)	2 500 000
35. INTERNATIONAL LABOUR ORGANIZATION (ILO)	2 436 583
36. UNITED NATIONS OFFICE FOR PROJECT SERVICES (UNOPS)	2 375 787
37. INTERNATIONAL COMMISSION FOR THE CONSERVATION OF ATLANTIC TUNAS (ICCAT)	2 171 203
38. EUROPEAN ORGANIZATION FOR NUCLEAR RESEARCH (CERN)	2 047 839
39. UNITED NATIONS ENVIRONMENT PROGRAMME (UNEP)	2 047 646
40. UNITED NATIONS HUMAN SETTLEMENTS PROGRAMME (UN-HABITAT)	1 959 250
41. INTERNATIONAL ENERGY AGENCY (IEA)	1 702 633
42. UNITED NATIONS EDUCATIONAL SCIENTIF AND CULTURAL ORGANIZATION (UNESCO)	1 562 894
43. INTERNATIONAL SCIENCE AND TECHNOLOGY CENTER (ISTC)	1 500 000
44. UNITED NATIONS FRAMEWORK CONVENTION ON CLIMATE CHANGE (UNFCCC)	1 435 292
45. EAST CENTRAL AND SOUTHERN AFRICA HEALTH COMMUNITY	1 418 438
46. INTERNATIONAL TROPICAL TIMBER ORGANIZATION (ITTO)	1 336 761
47. UNITED NATIONS INTERNATIONAL STRATEGY FOR DISASTER REDUCTION (UNISDR)	1 220 000
48. WORLD TRADE ORGANIZATION (WTO)	1 199 983
49. WORLD CUSTOMS ORGANIZATION (WCO)	1 103 866
50. INTERNATIONAL CRIMINAL COURT (ICC)	1 000 000
51. ORGANIZATION FOR SECURITY AND COOPERATION IN EUROPE (OSCE)	985 600
52. NORTH-EAST ATLANTIC FISHERIES COMMISSION (NEAFC)	892 277
53. WESTERN AND CENTRAL PACIFIC FISHERIES COMMISSION (WCPFC)	861 539
54. PREPARATORY COMMISSION FOR THE INTERNATIONAL RENEWABLE ENERGY AGENCY (IRENA)	825 905
55. WORLD METEOROLOGICAL ORGANIZATION (WMO)	800 000
56. NORTH ATLANTIC SALMON CONSERVATION ORGANISATION (NASCO)	737 243
57. PAN AMERICAN HEALTH ORGANIZATION (PAHO)	683 886
58. UNITED NATIONS ENTITY FOR GENDER EQUALITY AND EMPOWERMENT OF WOMEN (UN WOMEN)	600 000
59. LABORATORIO IBERICO INTERNACIONAL DE NANOTECNOLOGIA (LIN - INL)	499 169
60. THE BALTIC MARINE ENVIRONMENT PROTECTION COMMISSION (HELCOM)	447 075
61. INTERNATIONAL SUGAR ORGANIZATION	410 646
62. EUROPEAN AUDIOVISUAL OBSERVATORY	365 398
63. INTERNATIONAL CIVIL AVIATION ORGANIZATION (ICAO)	350,866
64. EUROPEAN AND MEDITERRANEAN PLANT PROTECTION ORGANIZATION (EPPO)	350,000
65. INTERNATIONAL GRAINS COUNCIL (IGC)	337 977

66. INTER-AMERICAN TROPICAL TUNA COMMISSION (IATTC)	327 788
67. INTERNATIONAL UNION FOR THE PROTECTION OF NEW VARIETIES OF PLANTS (UPOV)	290 000
68. UNITED NATIONS ECONOMIC COMMISSION FOR EUROPE (UNECE)	255 726
69. INTERNATIONAL PLANT GENETIC RESOURCES INSTITUTE (IPGRI)	250 000
70. INTERNATIONAL TRAINING CENTRE OF THE INTERNATIONAL LABOUR ORGANISATION (ITC-ILO)	241 160
71. INTERNATIONAL FINANCE CORPORATION (IFC)	230 000
72. ENERGY CHARTER (EC)	200 000
73. UNITED NATIONS CONVENTION TO COMBAT DESERTIFICATION (UNCCD)	185 498
74. EUROPEAN MOLECULAR BIOLOGY LABORATORY (EMBL)	175 743
75. COMMISSION FOR THE CONSERVATION OF ANTARCTIC MARINE LIVING RESOURCES (CCAMLR)	174 801
76. NORTHWEST ATLANTIC FISHERIES ORGANIZATION (NAFO)	141 385
77. INTERNATIONAL RUBBER STUDY GROUP (IRSG)	132 340
78. SOUTH PACIFIC REGIONAL FISHERIES MANAGEMENT ORGANISATION (SPRFMO)	106 669
79. UNITED NATIONS OFFICE FOR OUTER SPACE AFFAIRS (UNOOSA)	100 000
80. UNITED NATIONS OFFICE AT GENEVA (UNOG)	100 000
81. INTERNATIONAL SEABED AUTHORITY (ISA)	91 525
82. INTERNATIONAL TELECOMMUNICATION UNION (ITU)	90 000
83. INTERNATIONAL TRIBUNAL FOR THE LAW OF THE SEA	85 365
84. IEA BIOENERGY	62 236
85. INTERNATIONAL CENTER FOR MIGRATION (ICMPD)	60 552
86. INTERNATIONAL AGENCY FOR RESEARCH ON CANCER (IARC)	60 000
87. COMMISSION FOR THE CONSERVATION OF SOUTHERN BLUFIN TUNA (CCSBT)	58 241
88. ABIDJAN LAGOS CORRIDOR ORGANISATION (ALCO)	52 500
89. SOUTH EAST ATLANTIC FISHERIES ORGAN (SEAFO)	44 038
90. HAGUE CONFERENCE ON PRIVATE INTERNATIONAL LAW (HCCH)	35 000
91. COMMISSION FOR THE PROTECTION OF THE MARINE ENVIRONMENT OF THE NORTH-EAST ATLANTIC (OSPAR)	30 248
92. EXECUTIVE COMMITTEE INTERNATIONAL ENERGY AGENCY- PHOTOVOLTAIC POWER SYSTEMS PROGRAMMA (IEA PVPS)	9 000
93. INTERNATIONAL CENTRE FOR THE REGISTRATION OF SERIAL PUBLICATIONS (ISSN)	8 432
94. EUROPEAN PATENT ORGANISATION (EPO)	6 830
95. INTERNATIONAL CONSORTIUM ON LANDSLIDES (ICL)	4 438
96. BONN AGREEMENT	2 831
Total	2 467 041 510

Legal commitments to international organisations 2016



Legal commitments to international organisations 2015

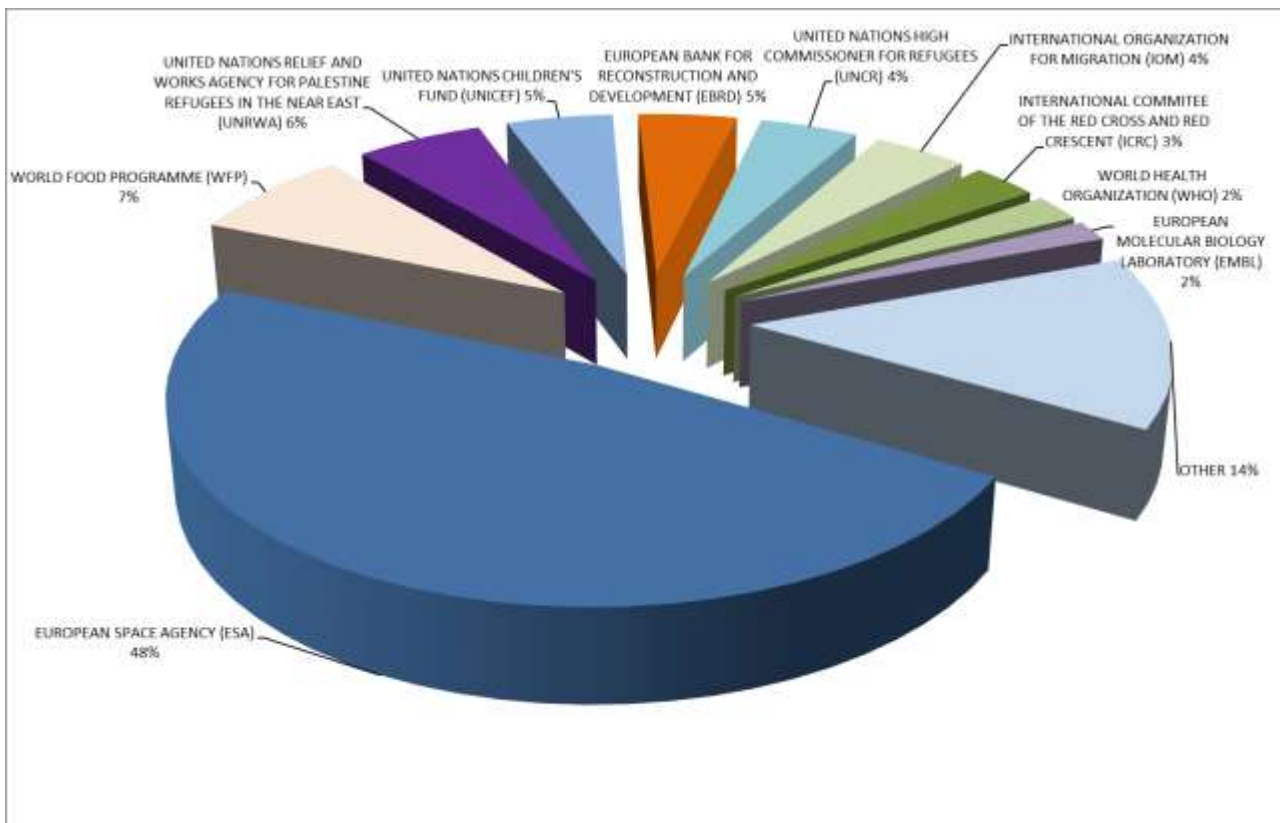
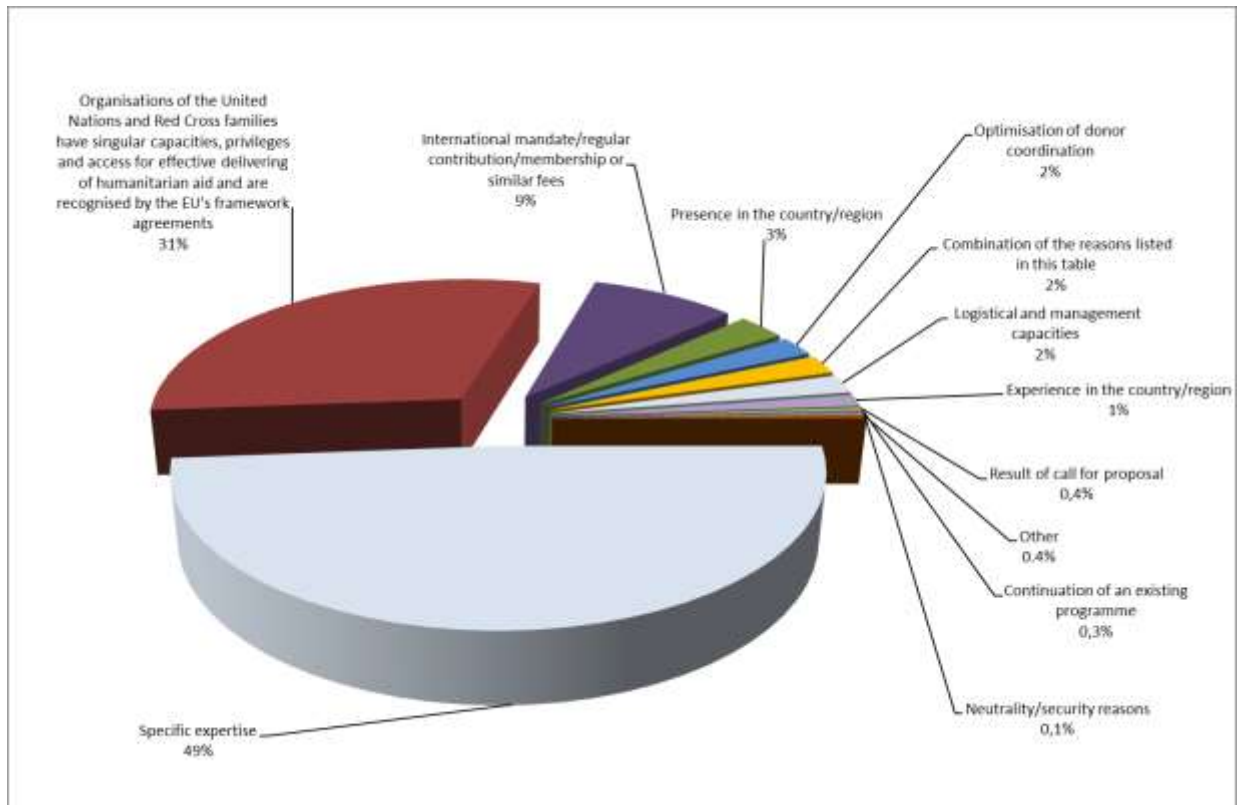


Table 2 — Main reasons for implementing EU funded activities through international organisations

Main reasons for implementing EU funded activities through international organisations	2016 Commitments		2015 Commitments
	(EUR)	(%)	(%)
1. Specific expertise	1 203 150 730	48,77%	57,30%
2. Organisations of the United Nations and Red Cross families have singular capacities, privileges and access for effective delivering of humanitarian aid and are recognised by the EU's framework agreements	757 755 168	30,72%	23,05%
3. International mandate/regular contribution/membership or similar fees	217 467 085	8,81%	8,02%
4. Presence in the country/region	72 206 892	2,93%	0,36%
5. Optimisation of donor coordination	54 203 000	2,20%	1,56%
6. Combination of the reason listed in this table	52 136 331	2,11%	2,04%
7. Logistical and management capacities	50 401 570	2,04%	2,60%
8. Experience in the country/region	31 651 632	1,28%	0,80%
9. Result of call for proposal	9 004 714	0,37%	2,74%
10. Continuation of an existing programme	6 421 658	0,26%	0,69%
11. Neutrality/security reasons	2 529 080	0,10%	0,52%
12. Other	10 113 650	0,41%	0,34%
Total	2 467 041 510	100,00%	100,00%

Main reasons for implementing EU funded activities through international organisations 2016



Main reasons for implementing EU funded activities through international organisations 2015

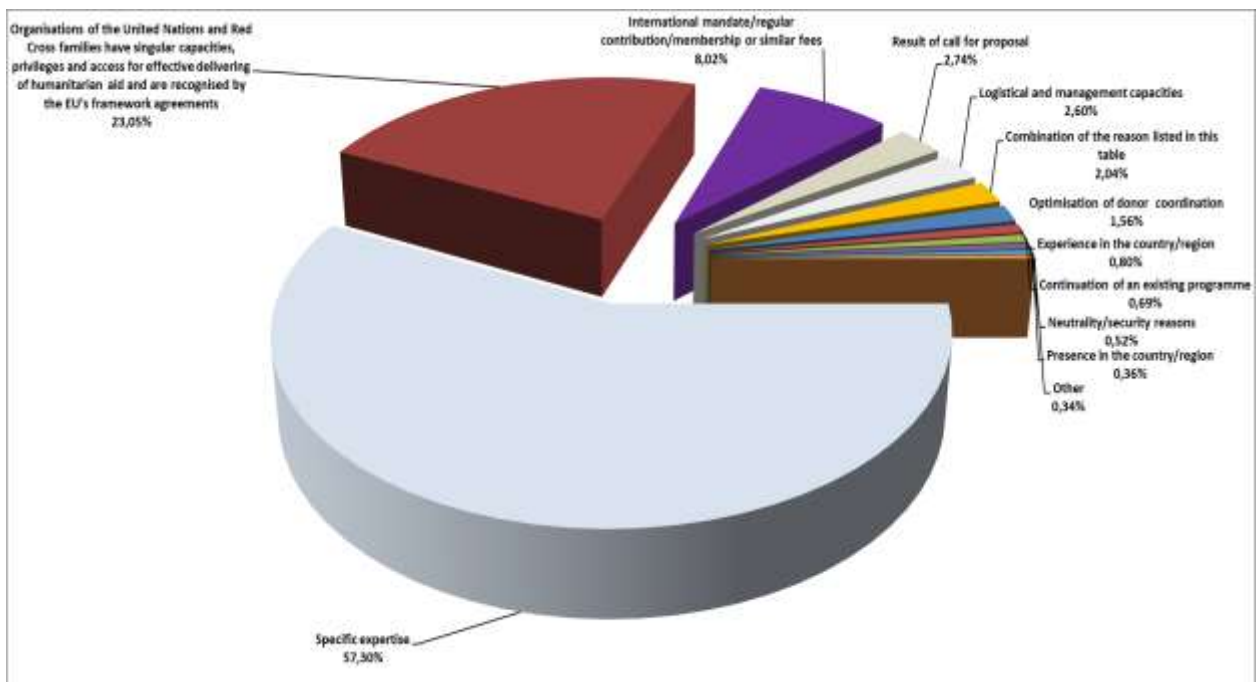
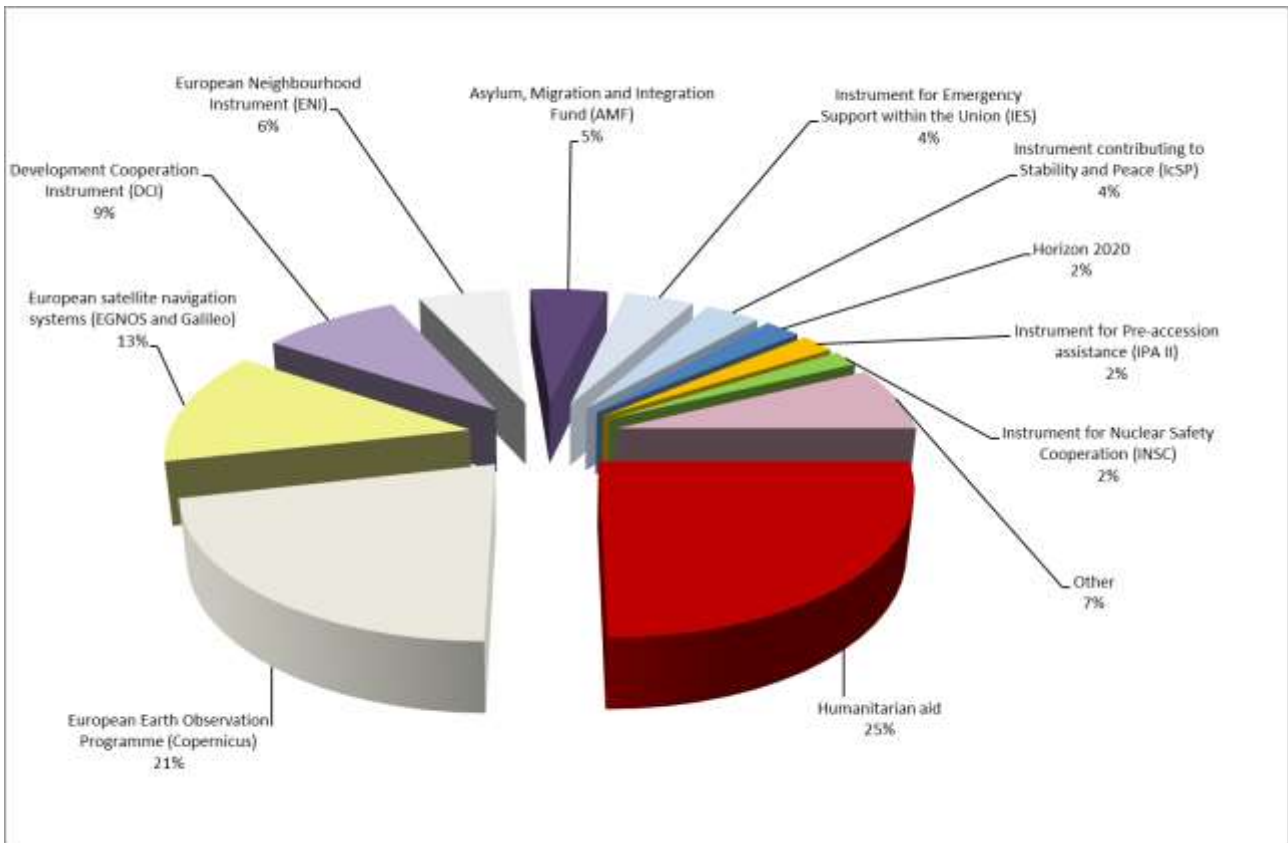


Table 3 — EU Programmes making use of international organisations

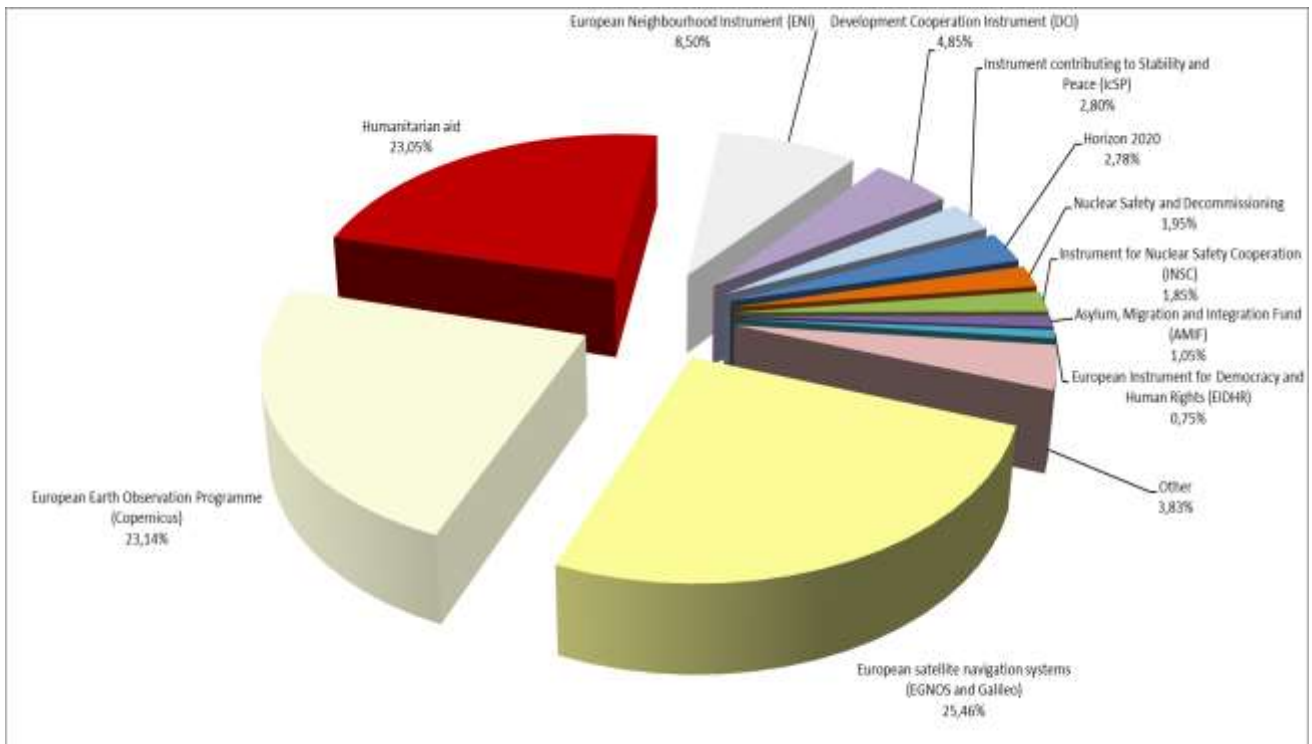
Programmes 2014-2020	2016 Commitments	
	(EUR)	(%)
Humanitarian aid	618 628 040	25,08%
European Earth Observation Programme (Copernicus)	527 250 477	21,37%
European satellite navigation systems (EGNOS and Galileo)	316 153 412	12,82%
Development Cooperation Instrument (DCI)	217 282 682	8,81%
European Neighbourhood Instrument (ENI)	141 928 836	5,75%
Asylum, Migration and Integration Fund (AMF)	120 700 214	4,89%
Instrument for Emergency Support within the Union (IES)	108 300 000	4,39%
Instrument contributing to Stability and Peace (IcSP)	86 337 859	3,50%
Horizon 2020	56 600 509	2,29%
Instrument for Pre-accession assistance (IPA II)	53 537 229	2,17%
Instrument for Nuclear Safety Cooperation (INSC)	43 500 000	1,76%
Other		
Other actions and programmes	42 109 517	1,71%
Nuclear Safety and Decommissioning	41 009 000	1,66%
European Instrument for Democracy and Human Rights (EIDHR)	13 723 931	0,56%
Technical assistance	13 374 477	0,54%
Education, Training and Sport (Erasmus+)	13 168 443	0,53%
Common Foreign and Security Policy (CFSP)	10 795 936	0,44%
Actions financed under the prerogatives of the Commission and specific competences conferred to the Commission	7 500 066	0,30%
European Maritime and Fisheries Fund (EMFF)	5 635 609	0,23%
Internal Security Fund	5 040 947	0,20%
Sustainable Fisheries Partnership Agreements (SFPAs) and compulsory contributions to Regional Fisheries Management Organisations (RFMOs) and to other international organisations	4 986 613	0,20%

Transport	4 392 538	0,18%
Health	3 630 000	0,15%
Employment and Social Innovation (EaSI)	2 527 135	0,10%
Rights, Equality and Citizenship	2 386 235	0,10%
Commission administrative expenditure	1 618 979	0,07%
Pilot projects and preparatory actions	1 493 414	0,06%
Creative Europe	835 423	0,03%
Union Civil protection Mechanism	827 128	0,03%
Environment and climate action (LIFE)	699 523	0,03%
Competitiveness of enterprises and small and medium-sized enterprises (COSME)	482 340	0,02%
Food and feed	350 000	0,01%
Justice	235 000	0,01%
Total	2 467 041 510	100.00%

EU Programmes making use of international organisations 2016



EU Programmes making use of international organisations 2015



EU Trust Funds making use of international organisations

In addition to the funding described in the earlier pages the recently established EU Trust Funds have also provided funding to international organisations. The figures presented below cover the year 2016.

International Organisation	2016 Commitments (EUR)
UNITED NATIONS CHILDREN'S FUND (UNICEF)	90 000 000
INTERNATIONAL ORGANIZATION FOR MIGRATION (IOM)	23 950 104
UNITED NATIONS HIGH COMMISSIONER FOR REFUGEES (UNHCR)	19 700 000
UNITED NATIONS HUMAN SETTLEMENTS PROGRAMME (UN-HABITAT)	12 000 000
INTERNATIONAL TRADE CENTRE (ITC)	11 000 000
INTERNATIONAL LABOUR ORGANIZATION (ILO)	9 200 000
INTERGOVERNMENTAL AUTHORITY ON DEVELOPMENT (IGAD)	5 000 000
INTERNATIONAL CRIMINAL POLICE ORGANIZATION (INTERPOL)	5 000 000
INTERNATIONAL COMMITTEE OF THE RED CROSS AND RED CRESCENT (ICRC)	4 500 000
INTERNATIONAL CENTER FOR MIGRATION (ICMPD)	187 040
Total	180 537 144

Main reasons for implementing EU funded activities through international organisations	2016 Commitments
	(EUR)
1. Logistical and management capacities	90 000 000
2. Specific expertise	64 637 251
3. Continuation of an existing programme	16 299 893
4. International mandate/regular contribution/membership or similar fees	9 600 000
Total	180 537 144

Further information on individual EUTFs is available on the following websites:

BEKOU: http://ec.europa.eu/europeaid/bekou-trust-fund-introduction_en

MADAD: http://ec.europa.eu/enlargement/neighbourhood/countries/syria/madad/index_en.htm

AFRICA: http://ec.europa.eu/europeaid/regions/africa/eu-emergency-trust-fund-africa_en

COLOMBIA: http://ec.europa.eu/europeaid/eu-trust-fund-colombia_en

Europe Direct is a service to help you find answers to your questions about the European Union.
Freephone number (*): 00 800 6 7 8 9 10 11

(*): Certain mobile telephone operators do not allow access to 00 800 numbers or these calls may be billed.

A great deal of additional information on the European Union is available on the Internet.
It can be accessed through the Europa server (<http://europa.eu>).

© European Union, 2017
Reproduction is authorised provided the source is acknowledged

Printed in Europe

For feedback on this publication:
BUDG-MAILBOX-A04@ec.europa.eu

For more information on the EU accounts, budget, financial programming and accounting:

EU Budget:
http://ec.europa.eu/budget/index_en.cfm

Günther H. Oettinger:
http://ec.europa.eu/commission/2014-2019/oettinger_en

Directorate-General for Budget:
<http://ec.europa.eu/dgs/budget/index.htm>

You can find the electronic version of this document at:
http://ec.europa.eu/budget/biblio/documents/2018/2018_en.cfm