



ISSN 2599-6312

DRAFT GENERAL BUDGET OF THE EUROPEAN UNION

Working Document Part IX

#EUBudget

2023
FINANCIAL
YEAR

Funding to international organisations

COM(2022) 400 - June 2022

Budget

The European Commission is not liable for any consequence stemming from the reuse of this publication.

Luxembourg: Publications Office of the European Union, 2022

© European Union, 2022



The reuse policy of European Commission documents is implemented based on Commission Decision 2011/833/EU of 12 December 2011 on the reuse of Commission documents (OJ L 330, 14.12.2011, p. 39). Except otherwise noted, the reuse of this document is authorised under a Creative Commons Attribution 4.0 International (CC-BY 4.0) licence (<https://creativecommons.org/licenses/by/4.0/>). This means that reuse is allowed provided appropriate credit is given and any changes are indicated.

For any use or reproduction of elements that are not owned by the European Union, permission may need to be sought directly from the respective rightholders.

All photos © European Union, unless otherwise stated.

Print	ISBN 978-92-76-48875-0	doi:10.2761/790878	KV-A0-22-011-EN-C
PDF	ISBN 978-92-76-48874-3	ISSN 2599-6312	doi:10.2761/357522
			KV-A0-22-011-EN-N

DRAFT GENERAL BUDGET
of the European Union
for the financial year 2023

Working Document
Part IX

**Draft General Budget
of the European Union
for the Financial Year 2023**

**Working document Part IX
Funding International Organisations**

COM(2022) 400- June 2022

Draft Budget Working Documents

The 2023 Draft Budget is accompanied by thirteen ‘Working Documents’, as follows:

Part I: Programme Statements of operational expenditure

Working Document I contains, pursuant to Article 41(3)(h) of the Financial Regulation, Programme Statements, which provide for each spending programme comprehensive information on the financial implementation and progress in achieving the programme objectives. This year, the Programme Statements present the status at the end of 2021 for two different multiannual financial frameworks (MFF): 2021-2017, and 2014-2020 for those programmes for which substantial payments are still being implemented.

Part II: Human Resources of the EU institutions and executive agencies

Working Document II presents information on the human resources of the EU institutions and executive agencies, and in particular for the Commission, both for the establishment plans and for external personnel and across all headings of the multiannual financial framework. Moreover, pursuant to Article 41(3)(b) of the Financial Regulation, it provides a summary table for the period 2020 – 2023 which shows the number of full-time equivalents for each category of staff and the related appropriations for all institutions and bodies referred to in Article 70 of the Financial Regulation.

Part III: Bodies set up by the European Union having legal personality

Working Document III presents detailed information relating to all decentralised agencies and Joint Undertakings, with a transparent presentation of revenue, expenditure and staff levels of various Union bodies, pursuant to Article 41(3)(c) of the Financial Regulation.

Part IV: Pilot projects and preparatory actions

Working Document IV presents information on all pilot projects and preparatory actions which have budget appropriations (commitments and/or payments) in the 2023 Draft Budget, pursuant to Article 41(3)(f) of the Financial Regulation.

Part V: Budget implementation and assigned revenue

Working Document V presents the budget implementation forecast for 2022, information on assigned revenue (implementation in 2021 and estimation for 2023) and a progress report on outstanding commitments (RAL) pursuant to Article 41(3)(d) of the Financial Regulation.

Part VI: Commission expenditure under the administrative heading of the multiannual financial framework

Working Document VI encompasses administrative expenditure to be implemented by the Commission under the administrative heading of the multiannual financial framework (heading 7) in accordance with Article 317 of the Treaty on the Functioning of the European Union, as well as the budgets of the Offices (OP, OLAF, EPSO, OIB, OIL and PMO), pursuant to Article 41(3)(e) of the Financial Regulation.

Part VII: Commission buildings

Working Document VII presents information on buildings under Section III - Commission, pursuant to Article 266(1) of the Financial Regulation.

Part VIII: Expenditure related to the external action of the European Union

Working Document VIII presents information on human resources and expenditure related to the external action of the European Union, pursuant to Article 41(10) and (11) of the Financial Regulation.

Part IX: Funding to international organisations

Working Document IX presents funding provided to international organisations, across all MFF headings, pursuant to Article 41(3)(g) of the Financial Regulation.

Part X: Financial Instruments

Working Document X presents the use made of financial instruments, pursuant to Article 41(4) of the Financial Regulation.

Part XI: Budgetary Guarantees, Common Provisioning Fund and Contingent Liabilities

Working Document XI presents the implementation of Budgetary Guarantees, the Common Provisioning Fund and the assessment of the sustainability of the contingent liabilities arising from budgetary guarantees and financial assistance pursuant to Article 41(5) of the Financial Regulation.

Part XII: EU Trust funds

Working Document XII presents the activities supported by EU Trust Funds, their implementation and performance, pursuant to Article 41(6) of the Financial Regulation.

Part XIII: Payment schedules

Working Document XIII presents summary statements of the schedule of payments due in subsequent years to meet budgetary commitments entered into in previous years, pursuant to Article 41(3)(i) of the Financial Regulation.

EU funded activities implemented through international organisations
(Article 41 (3) (g) of the Financial Regulation)

TABLE OF CONTENTS

1. Introduction	1
2. Definition of International Organisation	1
3. Overview of EU Budget implementation through international organisations	1
3.1. International organisations to which commitments were made.....	2
3.2. Reasons for implementing EU funded activities through international organisations	3
3.3. EU Programmes contracting with international organisations	4
4. Overview of EU Trust Funds contracting with international organisations	5
Annex (Tables)	7
I. EU Budget commitments to international organisations	7
II. Reasons for implementing EU funded activities through international organisations	10
III. EU Programmes contracting with international organisations	11
IV. EU Trust Funds contracting with international organisations	12
V. Reasons for implementing EU Trust Funds activities through international organisations ..	13

1. Introduction

This working document accompanies the Draft Budget 2023. Its purpose is to provide information on funding made available to international organisations during the reporting year 2021, and to present the reasons why it was more efficient for the Union to implement projects through international organisations rather than to act directly.

2. Definition of International Organisation

Article 62(1) (c) (ii) of the Financial Regulation¹ lays down the definition of international organisations. Based on these texts the Commission's definition of an international organisation includes:

- international public sector organisations set up by intergovernmental agreements, and specialised agencies set up by such organisations;
- the International Committee of the Red Cross;
- the International Federation of National Red Cross and Red Crescent Societies;
- other non-profit organisations assimilated to international organisations by a Commission decision.

3. Overview of EU Budget implementation through international organisations

In accordance with article 41(3) (g) of the Financial Regulation, the Commission should attach to the draft budget a working document showing funding to international organisations, which should contain:

- a summary of all contributions, with a breakdown per Union programme or fund and per international organisation,
- a statement of reasons explaining why it was more efficient for the Union to fund those international organisations rather than to act directly.

The pie charts in the sections below show the amount of all commitments concluded with international organisations during 2021. The total amount of these commitments made in 2021 from the EU budget was EUR 4,7 billion².

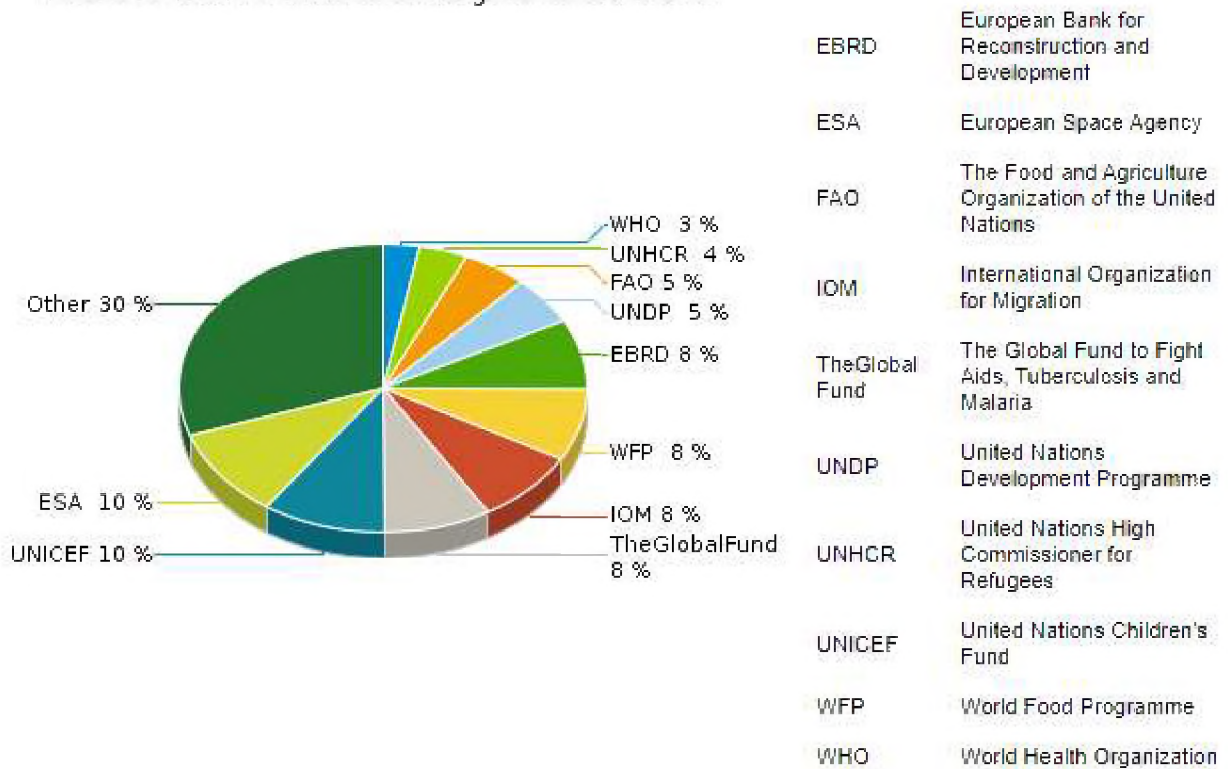
¹ OJL 193, 30.07.2018, p. 1

² The EU contribution to International Organisations includes all commitments registered in the budgetary accounts during the reporting year. This includes not only the commitments made from the approved budget 2021, but also the ones following global commitments from previous years.

3.1. International organisations to which commitments were made

The pie chart³ below presents the commitments broken down by international organisation. The ‘top ten’ were together provided with EUR 3,2 billion to implement EU policies, accounting for 70 % of all commitments to international organisations in 2021. The organisation receiving more than any other recipient was the European Space Agency, accounting for 10 % of the commitments in order to implement the European Space Programme. An additional 10% of the commitments was provided to the United Nations Children’s Fund in order to implement the Neighbourhood, Development and International Cooperation Instrument and Humanitarian Aid.

Commitments to International Organisations in 2021



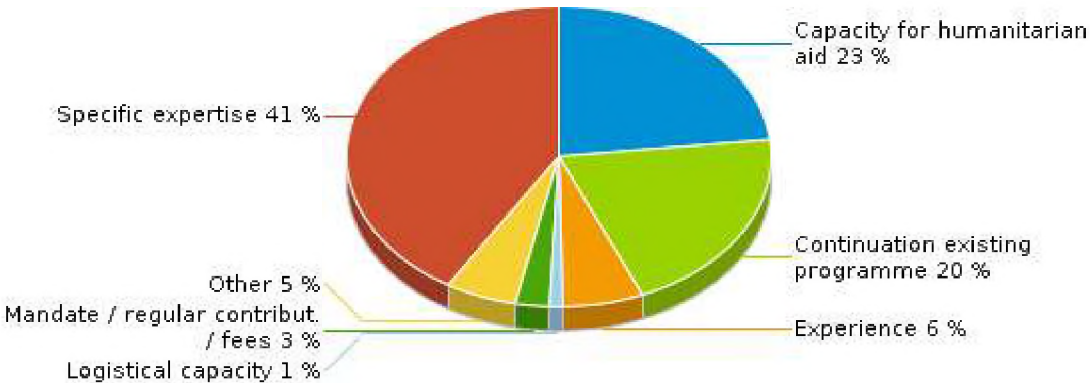
³ International organisations under the section ‘Other’ in the pie chart is displayed in Annex (Tables) I EU Budget commitments to international organisations.

3.2. Reasons for implementing EU funded activities through international organisations

The pie chart below presents, by order of magnitude, the main reasons why it was more efficient to implement through international organisations than to act directly.

The most common reason for choosing to implement projects through an international organisation is the organisation’s specific expertise (41 % of funding), for example to deliver development aid for the Neighbourhood, Development and International Cooperation Instrument. In addition, 23 % of the funding went to international organisations, notably to the World Food Programme, United Nations Children’s Fund, and Red Cross families, due to their unique capacities, privileges and access, notably for the effective delivery of humanitarian aid.

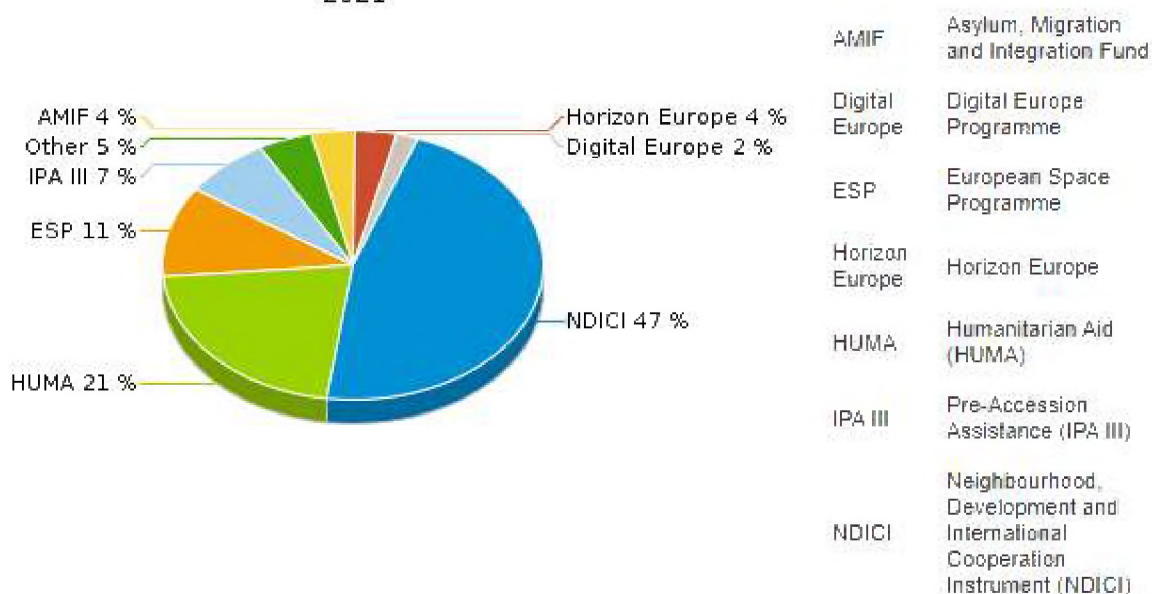
Main reasons for implementing EU-funded activities through international organisations in 2021



3.3. EU Programmes contracting with international organisations

The pie chart below presents the commitments by Union programme. The three programmes committing most funds to international organisations in 2021 were the Neighbourhood, Development and International Cooperation Instrument (47%), Humanitarian Aid (21 %), and the European Space Programme (11%).

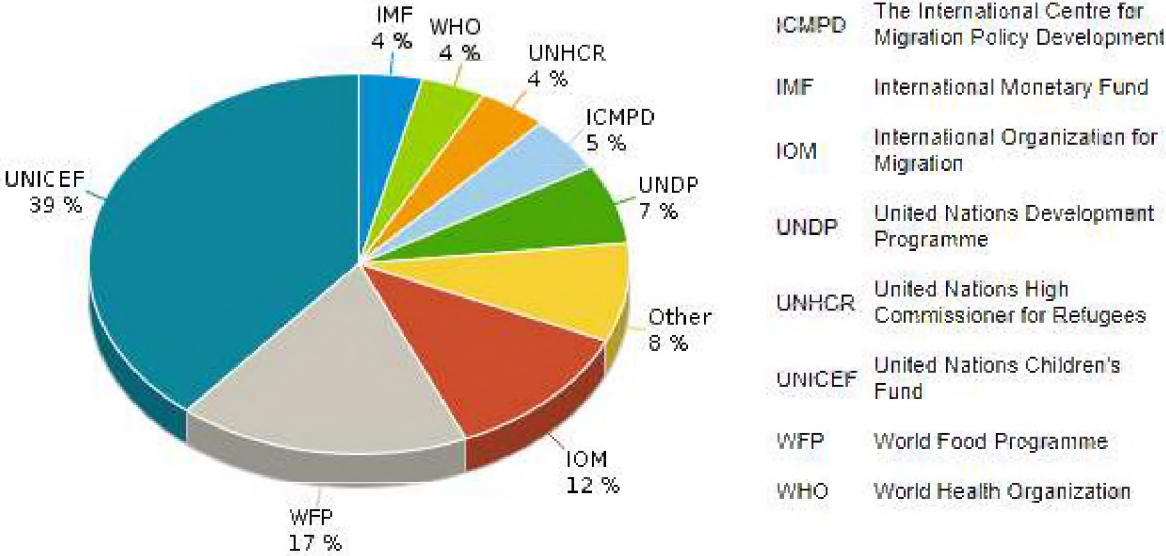
EU Programmes contracting with international organisations in 2021



4. Overview of EU Trust Funds contracting with international organisations

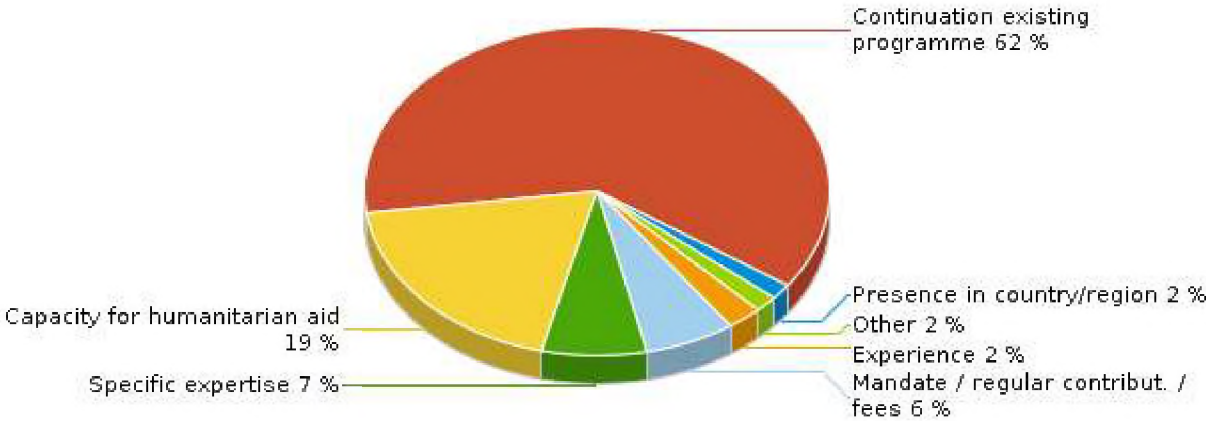
In addition to the funding described in the earlier sections, the EU Trust Funds have also provided funding to international organisations. The EU Budget, EU Member States and other donors together fund the EU Trust Funds. The pie chart below covers the year 2021, indicating that the top three receiving international organisations were the United Nations Children’s Fund (39 %), World Food Programme (17 %) and the International Organization for Migration (12 %).

Commitments to International Organisations in 2021



The second pie chart shows that the three main reasons for implementing the EU Trust Funds' activities through international organisations were related to the continuation of existing programmes, to their unique capacities for the effective delivery of humanitarian aid and to the organisations' specific expertise.

Main reasons for implementing EUTF-funded activities through international organisations in 2021



Annex (Tables)

I. EU Budget commitments to international organisations

	International organisation	2021 commitments (EUR)	%
1	European Space Agency	467 631 739	10.04 %
2	United Nations Children's Fund	455 702 673	9.79 %
3	The Global Fund to Fight Aids, Tuberculosis and Malaria	394 258 082	8.47 %
4	International Organization for Migration	383 148 622	8.23 %
5	World Food Programme	375 117 397	8.06 %
6	European Bank for Reconstruction and Development	365 658 108	7.85 %
7	United Nations Development Programme	252 928 705	5.43 %
8	The Food and Agriculture Organization of the United Nations	238 076 810	5.11 %
9	United Nations High Commissioner for Refugees	179 043 549	3.84 %
10	World Health Organization	134 005 763	2.88 %
11	International Committee of the Red Cross and Red Crescent	126 730 634	
12	European Centre for Medium-Range Weather Forecasts	112 618 381	
13	United Nations Relief and Works Agency for Palestine Refugees in the Near East	101 000 000	
14	International Bank for Reconstruction and Development	90 275 268	
15	European Organisation for the Exploitation of Meteorological Satellites	87 000 000	
16	Organisation for Economic Co-Operation and Development	79 291 443	
17	United Nations Office for Project Services	72 367 254	
18	United Nations Industrial Development Organization	70 900 000	
19	European Organization for Nuclear Research	62 791 268	
20	Asian Development Bank	55 900 000	
21	United Nations Educational Scientific and Cultural Organization	39 835 047	
22	United Nations Organisation	39 664 102	
23	International Federation of Red Cross and Red Crescent	36 129 840	
24	United Nations Population Fund	33 400 000	
25	The International Centre for Migration Policy Development	31 491 990	
26	African Union	27 650 000	
27	United Nations Office on Drugs and Crime	27 068 912	
28	European University Institute	25 102 009	
29	Center for International Forestry Research	21 300 000	
30	Council of Europe	20 530 592	
31	International Finance Corporation	18 200 000	
32	United Nations Office for the Coordination of Humanitarian Affairs	14 450 000	
33	International Labour Organization	13 441 067	

	International organisation	2021 commitments (EUR)	%
34	United Nations Environment Programme	12 351 825	
35	Science and Technology Center in Ukraine	12 301 421	
36	European Forest Institute	10 349 304	
37	Maritime Analysis and Operations Centre - Narcotics MAOC	9 999 788	
38	United Nations High Commissioner for Human Rights	8 800 000	
39	International Monetary Fund	8 632 301	
40	Organization for Security and Co-operation in Europe	8 500 000	
41	United Nations Capital Development Fund	8 337 078	
42	World Customs Organization	8 267 331	
43	United Nations Human Settlements Programme	7 979 799	
44	Pan American Health Organization	7 600 000	
45	International Fund for Agricultural Development	6 950 000	
46	European Organisation for the Safety of Air Navigation	6 869 710	
47	International Trade Centre	5 800 000	
48	Council of Europe Development Bank	5 300 000	
49	International Atomic Energy Agency	5 001 120	
50	Central American Bank for Economic Integration	4 925 000	
51	Inter-American Development Bank	4 600 000	
52	United Nations Economic Commission for Europe	4 573 500	
53	Energy Community	4 560 883	
54	World Meteorological Organization	4 454 075	
55	The International Institute for Democracy and Electoral Assistance	4 262 371	
56	European Molecular Biology Laboratory	3 721 998	
57	International Iberian Nanotechnology Laboratory	3 545 653	
58	International Olive Oil Council	3 401 870	
59	United Nations Interregional Crime and Justice Research Institute	3 333 068	
60	United Nations Entity for Gender Equality and the Empowerment of Women	2 925 000	
61	International Science and Technology Center	2 688 732	
62	Permanent Secretariat of the Transport Community	2 400 000	
63	Preparatory Commission for the International Renewable Energy Agency	2 159 501	
64	Organisation for the Prohibition of Chemical Weapons	2 151 823	
65	United Nations Economic Commission for Africa	1 981 924	
66	International Commission for the Conservation of Atlantic Tunas	1 873 047	
67	United Nations Conference on Trade and Development	1 700 000	
68	Organización de Estados Iberoamericanos para la Educación, la Ciencia y la Cultura	1 574 310	
69	Arms Trade Treaty	1 357 537	
70	World Organisation for Animal Health Organisation	987 857	

International organisation		2021 commitments (EUR)	%
71	UN Office for Disaster Risk Reduction	900 000	
72	United Nations Framework Convention on Climate Change	758 141	
73	North-East Atlantic Fisheries Commission	626 824	
74	Institut de la Francophonie pour le Développement Durable	600 000	
75	Hague Conference on Private International Law	513 689	
76	International Civil Aviation Organization	459 464	
77	Facultad Latinoamericana de Ciencias Sociales	400 000	
78	Organisation of Eastern Caribbean States	400 000	
79	International Sugar Organization	370 366	
80	Inter-American Tropical Tuna Commission	354 260	
81	International Grains Council	324 573	
82	European Audiovisual Observatory	295 500	
83	International Union for the Protection of New Varieties of Plants	242 150	
84	Western and Central Pacific Fisheries Commission	230 080	
85	International Criminal Police Organization	149 976	
86	European Patent Organisation	143 433	
87	Organisation Internationale de la Vigne et Vin	140 000	
88	Northwest Atlantic Fisheries Organization	131 392	
89	International Rubber Study Group	103 815	
90	United Nations Office for Outer Space Affairs	100 000	
91	International Telecommunication Union	90 000	
92	North Atlantic Salmon Conservation Organisation	87 638	
93	South Pacific Regional Fisheries Management Organisation	86 221	
94	International Tribunal for the Law of the Sea	83 399	
95	International Seabed Authority	81 800	
96	Commission for the Conservation of Antarctic Marine Living Resources	81 038	
97	Commission for the Conservation of Southern Bluefin Tuna	67 241	
98	European Centre for Social Welfare Policy and Research	54 500	
99	South East Atlantic Fisheries Organ	41 520	
100	International Energy Agency	21 118	
101	IEA Bioenergy	18 748	
102	International Centre for the Registration of Serial Publications	8 820	
103	European Stability Mechanism	7 175	
104	North Atlantic Treaty Organisation	6 875	
Total		4 656 906 838	100.00 %

II. Reasons for implementing EU-funded activities through international organisations

Main reasons for implementing EU-funded activities through international organisations		2021 commitments (EUR)	%
1	Specific expertise	1 922 114 125	41.27 %
2	Organisations of the United Nations and Red Cross families have singular capacities, privileges and access for effective delivering of humanitarian aid and are recognised by the EU's framework agreements	1 080 872 277	23.21 %
3	Continuation of an existing programme	948 073 088	20.36 %
4	Experience in the country/region	281 562 020	6.05 %
5	International mandate/regular contribution/membership or similar fees	120 989 947	2.60 %
6	Logistical and management capacities	50 504 806	1.08 %
7	Optimisation of donor coordination	16 790 000	0.36 %
8	Result of call for proposal	10 801 614	0.23 %
9	Presence in the country/region	1 750 000	0.04 %
10	Other	223 448 962	4.80 %
Total		4 656 906 838	100.00 %

III. EU Programmes contracting with international organisations

	Programmes	2021 commitments	%
1	Neighbourhood, Development and International Cooperation Instrument (NDICI)	2 172 611 841	46.65 %
2	Humanitarian Aid (HUMA)	998 084 437	21.43 %
3	European Space Programme	506 050 333	10.87 %
4	Pre-Accession Assistance (IPA III)	343 353 013	7.37 %
5	Asylum, Migration and Integration Fund	172 985 164	3.71 %
6	Horizon Europe	163 930 600	3.52 %
7	Digital Europe Programme	86 510 010	1.86 %
8	European Recovery and Resilience Facility (incl. Technical Support Instrument)	42 962 642	0.92 %
9	Instrument for emergency support within the Union (ESI)	25 300 000	0.54 %
10	Erasmus+	21 669 782	0.47 %
11	Internal Security Fund (ISF)	12 218 430	
12	European Maritime and Fisheries Fund (EMFF)	12 124 386	
13	Other actions	11 321 257	
14	Support to the Turkish-Cypriot Community	10 815 000	
15	European Instrument for Nuclear Safety (EINS)	10 700 000	
16	Nuclear Safety and decommissioning (incl. For Bulgaria and Slovakia)	9 001 120	
17	European Regional Development Fund (ERDF)	8 092 829	
18	Cohesion Fund (CF), contribution to the Connecting Europe Facility (CEF) - Transport	5 457 461	
19	Sustainable Fisheries Partnership Agreements (SFPAs) and Regional Fisheries Management Organisations (RFMO)	5 135 312	
20	Common Foreign and Security Policy (CFSP)	5 112 878	
21	Actions financed under the prerogatives of the Commission and specific competences conferred to the Commission	5 030 148	
22	Single Market Programme (incl. SMEs)	4 985 312	
23	Justice	2 875 453	
24	Pilot projects and preparatory actions	2 800 000	
25	Integrated Border Management Fund (IBMF) - Instrument for border management and visa (BMVI)	2 700 000	
26	Union Civil Protection Mechanism (RescEU)	2 603 380	
27	Employment and Social Innovation	2 363 061	
28	European Public Administration	1 761 531	
29	Cohesion Fund (CF)	1 586 970	
30	Creative Europe	1 493 452	
31	Rights and Values	1 448 851	
32	European Agricultural Guarantee Fund (EAGF)	1 350 000	
33	Programme for Environment and Climate Action (LIFE)	1 127 458	
34	Connecting Europe Facility (CEF) - Transport	790 059	
35	European Social Fund (ESF)	200 000	
36	Euratom Research and Training Programme	150 000	
37	European Agricultural Fund for Rural Development (EAFRD)	150 000	
38	EU Anti-Fraud Programme	53 628	
39	Cooperation in the field of customs (Customs)	1 040	
	Total	4 656 906 838	

IV. EU Trust Funds contracting with international organisations

	International organisation	2021 commitments	%
1	United Nations Children's Fund	123 003 504	39.02 %
2	World Food Programme	54 950 000	17.43 %
3	International Organization for Migration	37 482 875	11.89 %
4	United Nations Development Programme	21 370 000	6.78 %
5	The International Centre for Migration Policy Development	14 910 000	4.73 %
6	United Nations High Commissioner for Refugees	12 979 133	4.12 %
7	World Health Organization	12 101 747	3.84 %
8	International Monetary Fund	12 000 000	3.81 %
9	United Nations Office for Project Services	8 500 000	2.70 %
10	United Nations Entity for Gender Equality and the Empowerment of Women	7 000 000	2.22 %
11	International Criminal Police Organization	3 000 000	
12	Intergovernmental Authority on Development	2 800 000	
13	International Bank for Reconstruction and Development	2 000 000	
14	International Labour Organization	2 000 000	
15	United Nations Organisation	1 113 468	
	Total	315 210 727	100.00 %

V. Reasons for implementing EU Trust Funds activities through international organisations

Main reasons for implementing EUTF-funded activities through international organisations		2021 commitments (EUR)	%
1	Continuation of an existing programme	194 971 747	61.85 %
2	Organisations of the United Nations and Red Cross families have singular capacities, privileges and access for effective delivering of humanitarian aid and are recognised by the EU's framework agreements	59 952 621	19.02 %
3	Specific expertise	22 973 468	7.29 %
4	International mandate/regular contribution/membership or similar fees	19 870 000	6.30 %
5	Experience in the country/region	7 608 308	2.41 %
6	Presence in the country/region	4 800 000	1.52 %
7	Neutrality/security reasons	3 000 000	0.95 %
8	Other	2 034 584	0.65 %
Total		315 210 727	100.00 %

Further information on EUTF is available on the following websites:

EUTF https://ec.europa.eu/international-partnerships/trust-funds_en

BÊKOU <https://europa.eu/capacity4dev/trust-fund-bekou/>

MADAD https://ec.europa.eu/trustfund-syria-region/index_en

AFRICA https://ec.europa.eu/trustfundforafrica/index_en

COLOMBIA <https://www.fondoeuropeoparalapaz.eu/>

Getting in touch with the EU

In person

All over the European Union there are hundreds of Europe Direct information centres. You can find the address of the centre nearest you at: https://europa.eu/european-union/contact_en

On the phone or by email

Europe Direct is a service that answers your questions about the European Union. You can contact this service:

- by freephone: 00 800 6 7 8 9 10 11 (certain operators may charge for these calls),
- at the following standard number: +32 22999696 or
- by email via: https://europa.eu/european-union/contact_en

Finding information about the EU

Online

Information about the European Union in all the official languages of the EU is available on the Europa website at: https://europa.eu/european-union/index_en

EU publications

You can download or order free and priced EU publications at: <https://publications.europa.eu/en/publications>.

Multiple copies of free publications may be obtained by contacting Europe Direct or your local information centre (see https://europa.eu/european-union/contact_en).

EU law and related documents

For access to legal information from the EU, including all EU law since 1952 in all the official language versions, go to EUR-Lex at: <http://eur-lex.europa.eu>

Open data from the EU

The EU Open Data Portal (<http://data.europa.eu/euodp/en>) provides access to datasets from the EU. Data can be downloaded and reused for free, for both commercial and non-commercial purposes.



Find out more about the EU's financial programming
and budget by visiting our website regularly:
ec.europa.eu/budget

FOLLOW US ON:

facebook.com/EuropeanCommission
twitter.com/EU_Budget
twitter.com/EU_Commission



Publications Office
of the European Union