



Special Eurobarometer 484

Report

Perceptions of antisemitism

Fieldwork

December 2018

Publication

January 2019

Survey requested by the European Commission,
Directorate-General for Justice and Consumers
and co-ordinated by the Directorate-General for Communication

This document does not represent the point of view of the European Commission.
The interpretations and opinions contained in it are solely those of the authors.

Special Eurobarometer 484 – Wave EB90.4 – Kantar Public Brussels



Special Eurobarometer 484

Report

Perceptions of antisemitism

December 2018

Survey and report by Kantar Public Brussels on behalf of Kantar Belgium at the request of the European Commission,
Directorate-General for Justice and Consumers

Survey co-ordinated by the European Commission, Directorate-General for Communication
(DG COMM "Media Monitoring and Eurobarometer" Unit)

Project title	Special Eurobarometer 484 – December 2018 "Perceptions of antisemitism" Report
Language version	EN
Catalogue number	DS-02-19-006-EN-N
ISBN	978-92-79-98758-8 doi:10.2838/07981
© European Union, 2018	

<http://ec.europa.eu/commfrontoffice/publicopinion/index.cfm>

TABLE OF CONTENTS

INTRODUCTION	4
KEY FINDINGS	6
I. OPINIONS OF ANTISEMITISM AND ITS MANIFESTATIONS	7
1 Perceptions of antisemitism	7
2 Perceived evolution of antisemitism	11
3 The prevalence of different manifestations of antisemitism	15
II. KNOWLEDGE OF AND EDUCATION ABOUT JEWISH COMMUNITIES AND ANTISEMITISM	30
1 Knowledge of Jewish communities	30
2 Awareness of legislation	34
3 Education about the genocide of the Jewish people, the Holocaust	39
III. THE INFLUENCE OF CONFLICTS IN THE MIDDLE EAST	43
CONCLUSION	47
ANNEXES	
Technical specifications	
Questionnaire	
Tables	

INTRODUCTION

This report presents the results of a Special Eurobarometer survey which was carried out between 4 and 20 December 2018. Interviews took place in the 28 Member States of the European Union.

On 6 December 2018, the European Council unanimously adopted a declaration on the fight against antisemitism and the development of a common security approach to better protect Jewish communities and institutions.¹ This declaration invites Member States and the European Commission to take practical steps to better protect the Jewish community in Europe and to continue their fight against antisemitism.

On 10 December 2018, the EU Fundamental Rights Agency – upon request of the European Commission – published the biggest survey ever conducted of Jewish people’s perceptions and experiences of antisemitism. The survey was conducted in 12 EU Member States which are home to over 96% of the EU’s Jewish population.² The findings show that Jews across the EU experience antisemitism in different forms which hinders people’s ability to openly display their Jewish identity free from fears for their security. Antisemitism remains pervasive across the EU and has even become normalised.

This Special Eurobarometer survey on “perceptions of antisemitism” presents a snapshot of the way Europeans perceive antisemitism. This report is divided into three chapters:

- The first chapter considers whether Europeans feel that antisemitism in general, and nine of its possible manifestations are a problem in their country. It also addresses whether they perceive antisemitism as having increased or decreased in their country over the past five years;
- The second chapter focuses on knowledge of and education about Jewish communities and antisemitism, and in particular on the extent of information about the history, customs and practices of European Jewish people. This chapter also addresses Europeans’ awareness of the legislation combating antisemitism, and adequacy of education about the Holocaust provided by schools in their country;
- In the third and final chapter, the focus shifts to the influence of conflicts in the Middle East on the way European Jewish people are perceived in the European Union.

¹ <https://www.consilium.europa.eu/en/press/press-releases/2018/12/06/fight-against-antisemitism-council-declaration/>

² <https://fra.europa.eu/en/publication/2018/2nd-survey-discrimination-hate-crime-against-jews>

The methodology used is that of the Standard Eurobarometer surveys carried out by the Directorate-General for Communication (“Media Monitoring and Eurobarometer” Unit)³. It is the same for all countries and territories covered in the survey. A technical note concerning the interviews conducted by the member institutes of the Kantar Public Brussels network is annexed to this report. It also specifies the confidence intervals⁴.

Following the EU General Data Protection Regulation⁵ (GDPR), respondents were asked whether or not they would agree to be asked questions on issues that could be considered “sensitive”.

Note: In this report, countries are referred to by their official abbreviation. The abbreviations used in this report correspond to:

Belgium	BE	Lithuania	LT
Bulgaria	BG	Luxembourg	LU
Czechia	CZ	Hungary	HU
Denmark	DK	Malta	MT
Germany	DE	The Netherlands	NL
Estonia	EE	Austria	AT
Ireland	IE	Poland	PL
Greece	EL	Portugal	PT
Spain	ES	Romania	RO
France	FR	Slovenia	SI
Croatia	HR	Slovakia	SK
Italy	IT	Finland	FI
Republic of Cyprus	CY *	Sweden	SE
Latvia	LV	United Kingdom	UK
European Union – weighted average for the 28 Member States			EU28

* Cyprus as a whole is one of the 28 European Union Member States. However, the ‘acquis communautaire’ has been suspended in the part of the country which is not controlled by the government of the Republic of Cyprus. For practical reasons, only the interviews carried out in the part of the country controlled by the government of the Republic of Cyprus are included in the ‘CY’ category and in the EU28 average.

*We wish to thank the people throughout the European Union
who have given their time to take part in this survey.*

Without their active participation, this study would not have been possible.

³ <http://ec.europa.eu/commfrontoffice/publicopinion/index.cfm>

⁴ The results tables are annexed. It should be noted that the total of the percentages indicated in the tables in this report may exceed 100% when the respondent was able to choose several answers to the same question.

⁵ 2016/679

KEY FINDINGS

Opinion of antisemitism and its manifestations

- Half of Europeans (50%) consider that antisemitism is a problem in their country. However, a majority of respondents do so in eight EU Member States: Sweden, France, Germany, the Netherlands, the United Kingdom, Italy, Belgium and Austria.
- Around a fifth of Europeans (19%) have friends or acquaintances who are Jewish.
- Only around a third of Europeans (36%) believe that antisemitism has increased in their country over the past five years. This is the majority view in six EU Member States. All other respondents are of the opinion that antisemitism has remained the same (39%), decreased (10%) or have no opinion (15%). These respondents form a majority in 22 countries.
- At least half of Europeans think that six of the nine manifestations of antisemitism are a problem in their country. Holocaust denial is considered the most pernicious problem, followed by antisemitism on the Internet, antisemitic graffiti or vandalism, and expressions of hostility and threats towards Jewish people in public places.

Knowledge of and education about Jewish communities and antisemitism

- 68% of Europeans feel that people in their country are not well informed about the history, customs and practices of national Jewish people in their country. This is the majority view in all 28 EU Member States. Only 3% of Europeans feel that people are very well informed.
- More than six in ten Europeans (61%) know there is a law in their country that criminalises incitement to violence or hatred against Jewish people. A majority gave this answer in 22 EU Member States.
- More than four in ten Europeans (42%) are aware that there is a law against Holocaust denial in their country. More than a third are not aware (34%), and close to a quarter (24%) 'don't know'.
- More than four in ten Europeans (43%) think that the genocide of the Jewish people, the Holocaust, is sufficiently taught in schools of their country, but nearly the same proportion (42%) think the opposite.

The influence of the conflicts in the Middle East

- Over half of Europeans (54%) believe that the conflicts in the Middle East have an influence on the way Jewish people are perceived in their country. A majority share this opinion in 13 Member States, mainly in Northern and Western Europe.

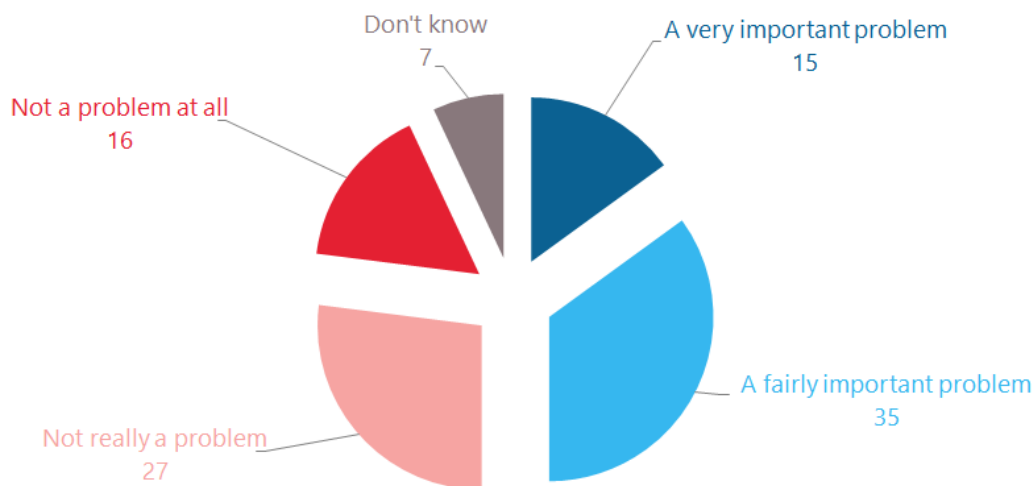
I. OPINIONS OF ANTISEMITISM AND ITS MANIFESTATIONS

1 Perceptions of antisemitism

Half of Europeans believe that antisemitism is a problem in their country

Half of respondents think that antisemitism is a problem in their country (50%)⁶, including 15% who say it is “a very important problem”. Conversely, more than four in ten believe antisemitism is not a problem in their country (43%, with 16% thinking it is “not a problem at all”).

QD1 Do you think antisemitism is a problem or not in (OUR COUNTRY)?
(% - EU)



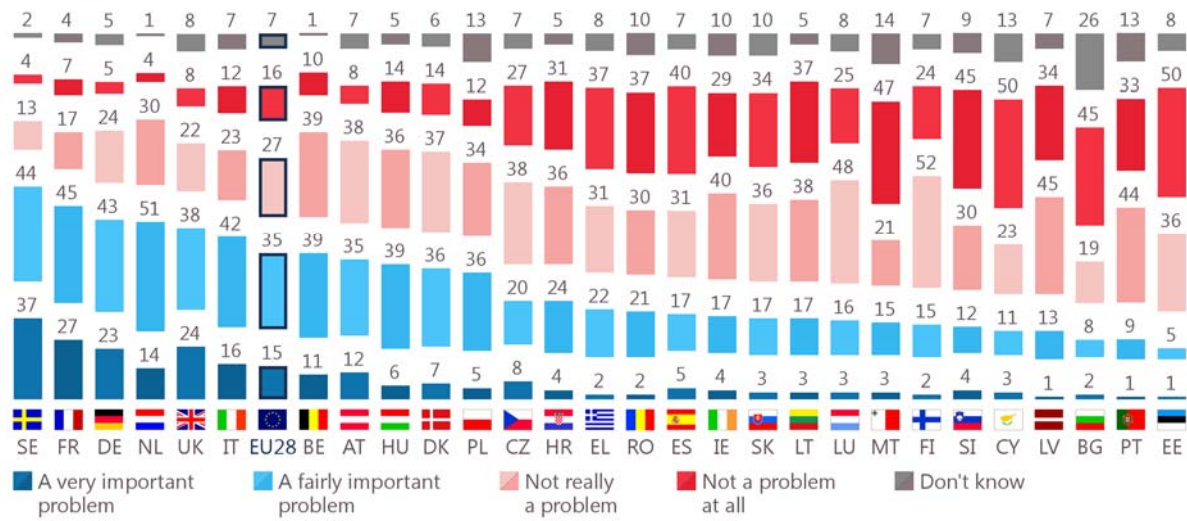
Base: all respondents (N= 27,643)

In eight EU Member States, a majority of respondents think that antisemitism is a problem in their country: Sweden (81%), France (72%), Germany (66%), the Netherlands (65%), the United Kingdom (62%), Italy (58%), Belgium (50% vs 49% who say that it is not a problem) and Austria (47% vs 46%). In four of these countries, more than a fifth of respondents believe it is “a very important problem”: Sweden (37%), France (27%), the United Kingdom (24%) and Germany (23%).

However, only a minority of respondents share this opinion in the remaining 20 countries, with the lowest proportions observed in Estonia (6% vs 86%), Bulgaria (10% vs 64%) and Portugal (10% vs 77%).

⁶ QD1. Do you think antisemitism is a problem or not in (OUR COUNTRY)?

QD1 Do you think antisemitism is a problem or not in (OUR COUNTRY)? (%)








Base: all respondents (N= 27,643)

A socio-demographic analysis shows that respondents who say that antisemitism is a problem in their country are more likely to be:

- Women (52% vs 48% of men);
- Aged 40 and over (51%-52%), compared with 15-24 year olds (46%) and 25-39 year olds (48%);
- Those who completed their full-time education aged 20 or over (54%), compared with those who finished aged 16-19 (49%) or aged 15 or under (44%);
- Managers (58%), other white collars (53%), retired people (52%) and students (51%), particularly when compared with unemployed people (41%);
- Respondents who say they belong to the upper middle class (60%), compared with those who say they are working (40%) or upper class (45%);
- Europeans with friends or acquaintances who are Jewish (64%) or Muslim (59%), compared with those with no friends or acquaintances of any religion or ethnic origin other than their own⁷ (42%);
- Respondents belonging to a minority (60%), particularly a religious minority (62%).

⁷ Respondents who have no friends or acquaintances who are Jewish, Muslim, Christian, from another religion, or from another ethnic origin than theirs.

QD1 Do you think antisemitism is a problem or not in (OUR COUNTRY)?
(% - EU)

	Total 'A problem'	Total 'Not a problem'	Don't know
EU28	50	43	7
 Gender			
Man	48	46	6
Woman	52	40	8
 Age			
15-24	46	47	7
25-39	48	45	7
40-54	52	43	5
55 +	51	41	8
 Education (End of)			
15-	44	44	12
16-19	49	44	7
20+	54	41	5
Still studying	51	43	6
 Socio-professional category			
Self-employed	49	47	4
Managers	58	38	4
Other white collars	53	42	5
Manual workers	45	47	8
House persons	45	43	12
Unemployed	41	49	10
Retired	52	39	9
Students	51	43	6
 Consider belonging to			
The working class	40	49	11
The lower middle class	53	41	6
The middle class	54	41	5
The upper middle class	60	37	3
The upper class	45	46	9
Friends or acquaintances			
Jewish	64	33	3
Muslim	59	36	5
Christian	50	43	7
None	42	45	13
Member of a minority group			
Ethnic minority	56	37	7
Religious minority	62	35	3
Total "belonging to a minority"	60	35	5
None	48	45	7

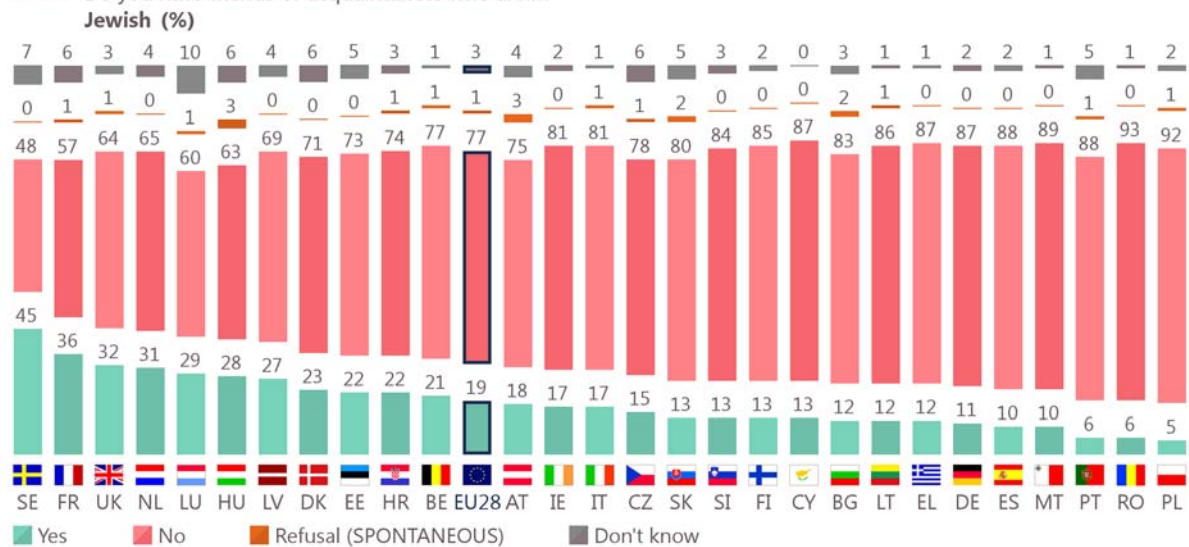
Base: all respondents (N= 27,643)

Close to a fifth of Europeans have friends or acquaintances who are Jewish

At EU level, close to one in five respondents (19%) have friends or acquaintances who are Jewish⁸.

The national analysis shows that a minority of respondents have Jews among their friends or acquaintances in all 28 EU Member States. More than a quarter have Jewish friends or acquaintances in Sweden (45%), France (36%), the United Kingdom (32%), the Netherlands (31%), Luxembourg (29%), Hungary (28%) and Latvia (27%); but less than a tenth do so in Poland (5%), and Romania and Portugal (6% in both countries).

SD1.1 Do you have friends or acquaintances who are...?



Base: all respondents (N= 27,643)

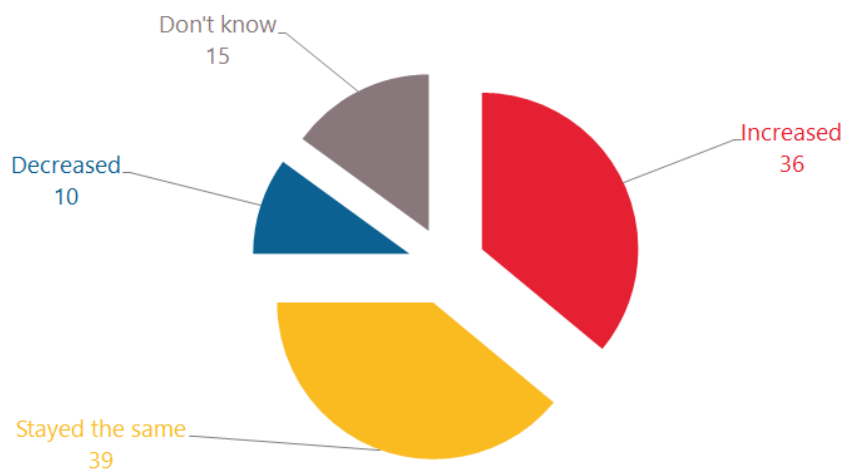
⁸ SD1.1. Do you have friends or acquaintances who are...? Jewish

2 Perceived evolution of antisemitism

More than a third of Europeans say that antisemitism has increased in their country over the past five years

Respondents are divided when asked whether antisemitism has increased, stayed the same or decreased in their country over the past five years⁹. Close to four in ten believe that antisemitism has remained the same (39%), 36% think that it has increased. A tenth consider that antisemitism has decreased over the past five years (10%), and 15% express no opinion.

QD2 Over the past five years, do you think antisemitism has increased, stayed the same or decreased in (OUR COUNTRY)?
(% - EU)



Base: all respondents (N= 27,643)

In six EU Member States, a majority think that antisemitism has increased in their country: Sweden (73%), Germany (61%), the Netherlands (55%), France (51%), Denmark (50% vs 34% “stayed the same”) and the United Kingdom (44% vs 33%).

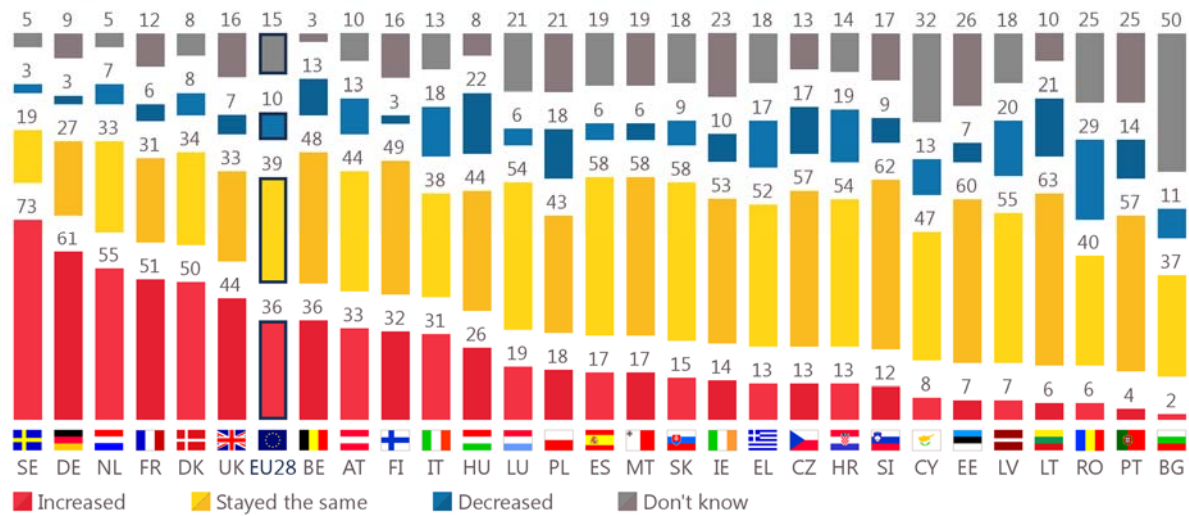
In 22 EU Member States, majorities of respondents consider that antisemitism has remained the same in their country over the past five years. More than half the respondents agree in 13 countries, with the highest proportions observed in Lithuania (63%), Slovenia (62%) and Estonia (60%).

At least a fifth of respondents believe that antisemitism has decreased in their country over the past five years in Romania (29%), Hungary (22%), Lithuania (21%) and Latvia (20%).

However, at least a quarter of respondents answer that they “don’t know” in five countries: Bulgaria (50%), Cyprus (32%), Estonia (26%), and Romania and Portugal (25% in both countries).

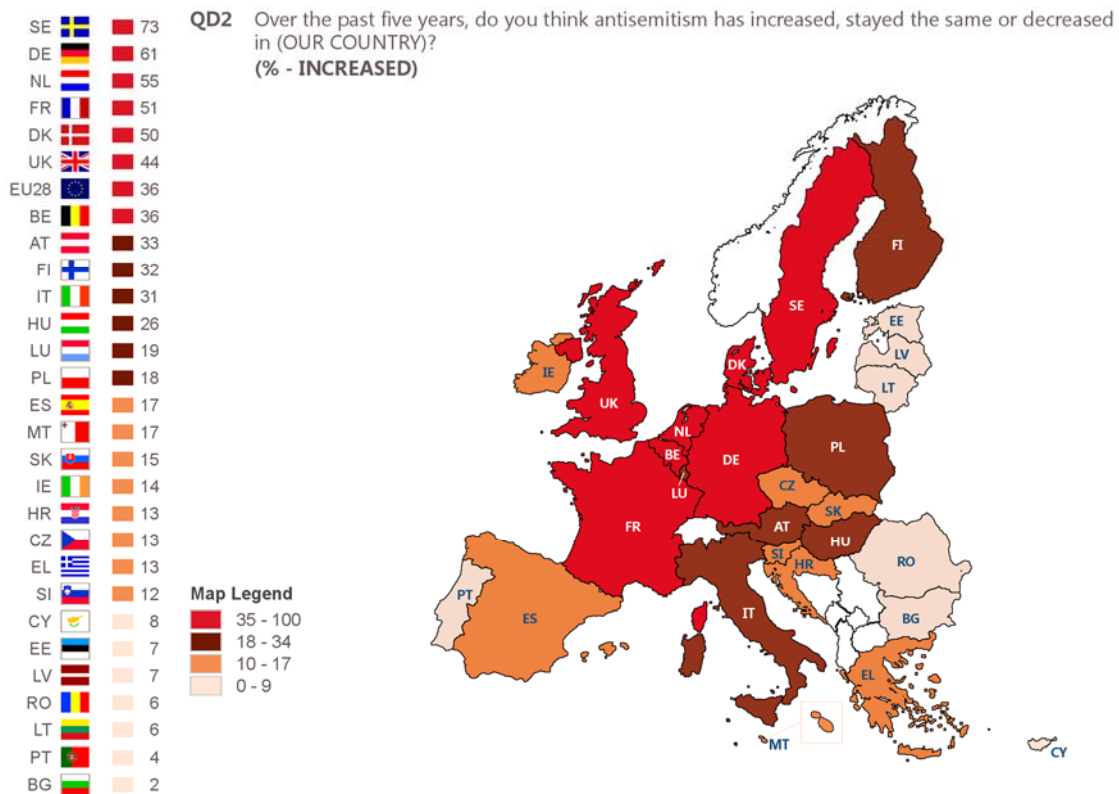
⁹ QD2. Over the past five years, do you think antisemitism has increased, stayed the same or decreased in (OUR COUNTRY)?

QD2 Over the past five years, do you think antisemitism has increased, stayed the same or decreased in (OUR COUNTRY)? (%)



Base: all respondents (N= 27,643)

Alongside the majorities believing that antisemitism has increased in six Member States, around a third of respondents share this opinion in Belgium (36%), Austria (33%), Finland (32%) and Italy (31%). Around a quarter do so in Hungary (26%), while less than a fifth of respondents agree in the remaining 17 countries, with the lowest proportions observed in Bulgaria (2%), Portugal (4%), and Lithuania and Romania (both 6%).








Base: all respondents (N= 27,643)

A socio-demographic analysis shows that respondents who think that antisemitism has increased in their country over the past five years are more likely to be:

- Aged 40 and over, particularly when compared with 15-24 year olds (39% vs 27%);
- Respondents who completed their education aged 20 or after (42% vs 31% among those who completed their education at 15 or before);
- Managers (45%) and retired people (40%), particularly when compared with unemployed people (28%) or students (29%);
- Respondents with the least financial difficulties (39%, compared with 33% of those who have difficulties paying bills most of the time and 30% of those who have such difficulties from time to time);
- Respondents who say they belong to the upper middle class (47%), compared with 29% of those who say they belong to the working class;
- Those with friends or acquaintances who are Jewish (48%), Muslim (44%) or Christian (37%), compared with those with no friends or acquaintances of any religion or ethnic origin other than their own (22%);
- Europeans who say they are part of a minority where they live (41% vs 33% of those who are not part of a minority).

QD2 Over the past five years, do you think antisemitism has increased, stayed the same or decreased in (OUR COUNTRY)?

(% - EU)

	Increased	Stayed the same	Decreased	Don't know
EU28	36	39	10	15
 Age				
15-24	27	40	14	19
25-39	31	42	12	15
40-54	39	41	9	11
55 +	39	36	9	16
 Education (End of)				
15-	31	38	9	22
16-19	36	39	11	14
20+	42	38	9	11
Still studying	29	39	17	15
 Socio-professional category				
Self-employed	37	39	12	12
Managers	45	38	10	7
Other white collars	35	41	13	11
Manual workers	31	43	10	16
House persons	34	37	9	20
Unemployed	28	44	10	18
Retired	40	35	8	17
Students	29	39	17	15
 Difficulties paying bills				
Most of the time	33	37	12	18
From time to time	30	42	14	14
Almost never/ Never	39	38	9	14
 Consider belonging to				
The working class	29	42	8	21
The lower middle class	38	37	11	14
The middle class	39	39	12	10
The upper middle class	47	35	12	6
The upper class	41	31	16	12
Friends or acquaintances				
Jewish	48	35	9	8
Muslim	44	36	9	11
Christian	37	39	10	14
None	22	39	19	20
Member of a minority group				
Ethnic minority	39	39	12	10
Religious minority	39	35	13	13
Total "belonging to a minority"	41	34	14	11
None	33	41	11	15

Base: all respondents (N= 27,643)

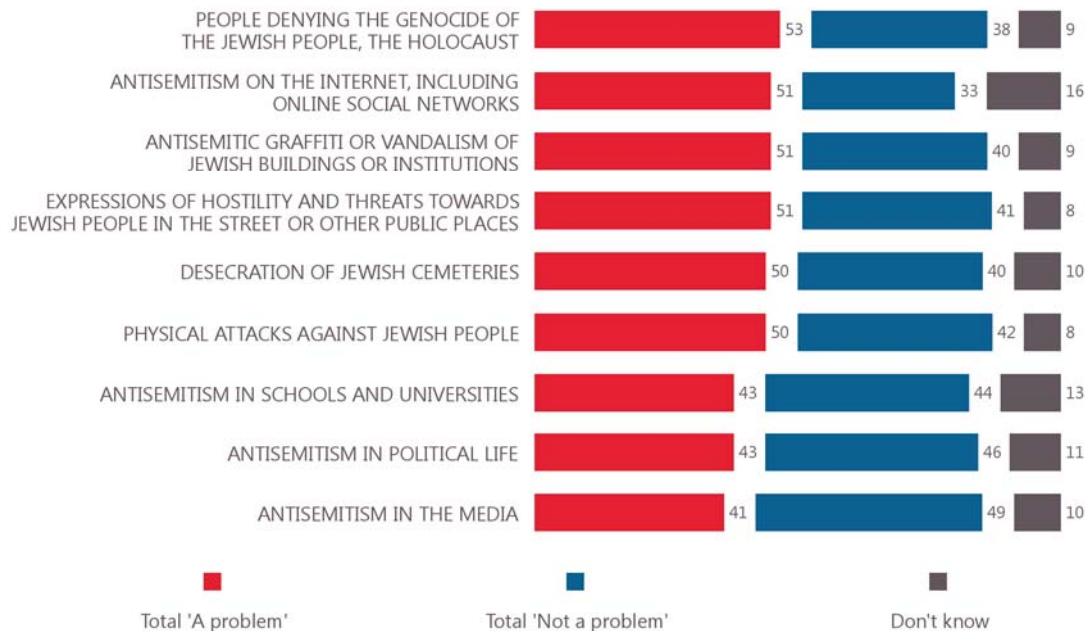
3 The prevalence of different manifestations of antisemitism

A majority of Europeans think that six of nine manifestations of antisemitism are a problem in their country

In order to determine the main ways in which antisemitism is expressed, respondents were asked whether they consider nine situations as a problem in their country¹⁰:

- At least half the respondents say that six of these situations are a problem in their country: 53% for **“people denying the genocide of the Jewish people, the Holocaust”**; 51% for **“antisemitism on the Internet, including online social networks”**, **“antisemitic graffiti or vandalism of Jewish buildings or institutions”** and **“expressions of hostility and threats towards Jewish people in the street or other public places”**; and 50% for the **“desecration of Jewish cemeteries”** and **“physical attacks against Jewish people”**;
- Only a minority in the EU share this opinion about the other three expressions of antisemitism: 43% of respondents believe **“antisemitism in schools and universities”** is a problem in their country (vs 44% “not a problem”); 43% feel the same about **“antisemitism in political life”** (vs 46%) and 41% think **“antisemitism in the media”** is a problem (vs 49%).

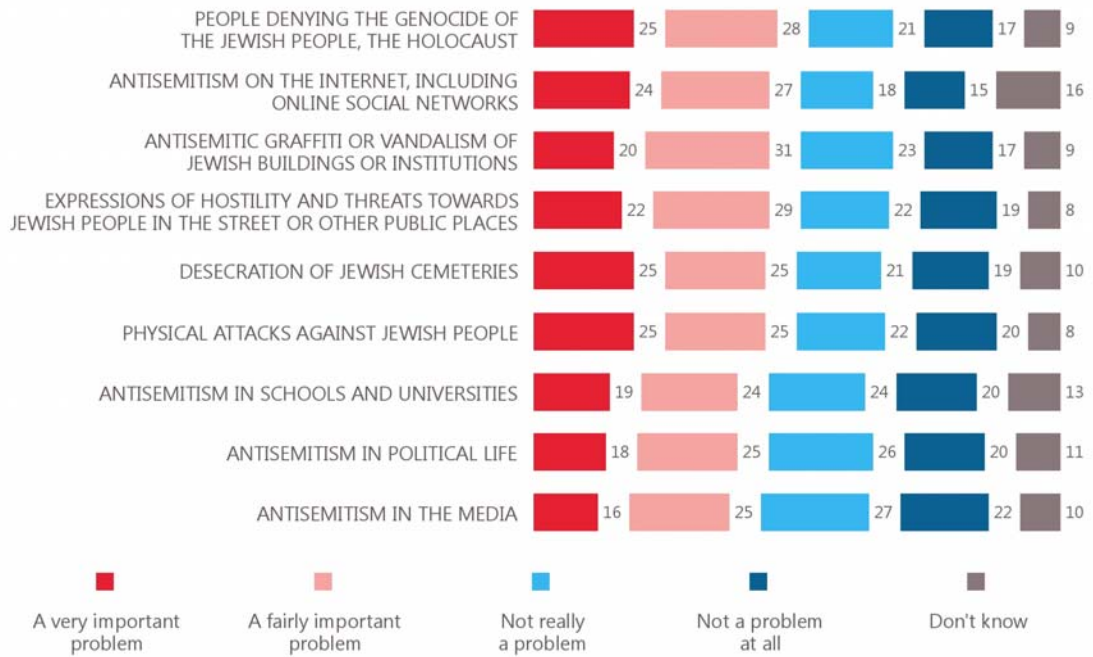
QD3 More precisely, do you think that each of the following situation is a problem or not in (OUR COUNTRY)? (% - EU)



Base: all respondents (N= 27,643)

¹⁰ QD3. More precisely, do you think that each of the following situations is a problem or not in (OUR COUNTRY)? 1. Antisemitic graffiti or vandalism of Jewish buildings or institutions; 2. Physical attacks against Jewish people; 3. Expressions of hostility and threats towards Jewish people in the street or other public places; 4. Antisemitism in the media; 5. Antisemitism in political life; 6. Antisemitism on the Internet, including online social networks; 7. Antisemitism in schools and universities; 8. People denying the genocide of the Jewish people, the Holocaust; 9. Desecration of Jewish cemeteries

QD3 More precisely, do you think that each of the following situation is a problem or not in (OUR COUNTRY)? (% - EU)

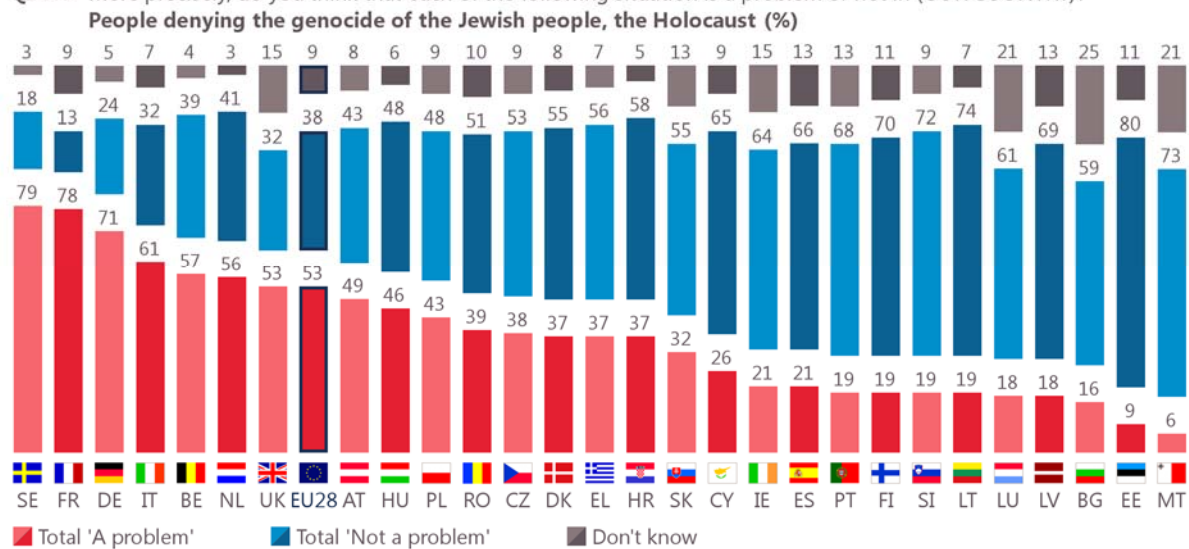


Base: all respondents (N= 27,643)

In eight EU Member States, a majority of respondents describe **“people denying the genocide of the Jewish people, the Holocaust”** as a problem in their country: Sweden (79%), France (78%), Germany (71%), Italy (61%), Belgium (57%), the Netherlands (56%), the United Kingdom (53%) and Austria (49% vs 43% “not a problem”). More than a third see this as “a very important problem” in Sweden (60%), France (51%) and Germany (35%).

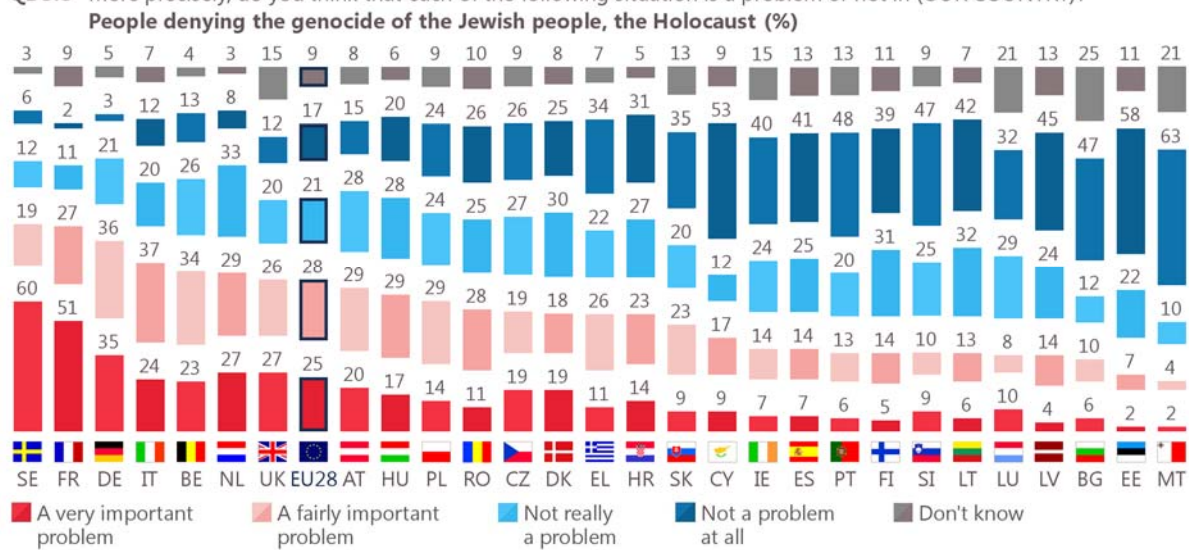
However, in 20 Member States a minority think this is a problem, with the lowest proportions in Malta (6% for the total “a problem”), Estonia (9%) and Bulgaria (16%).

QD3.8 More precisely, do you think that each of the following situation is a problem or not in (OUR COUNTRY)?



Base: all respondents (N= 27,643)

QD3.8 More precisely, do you think that each of the following situation is a problem or not in (OUR COUNTRY)?



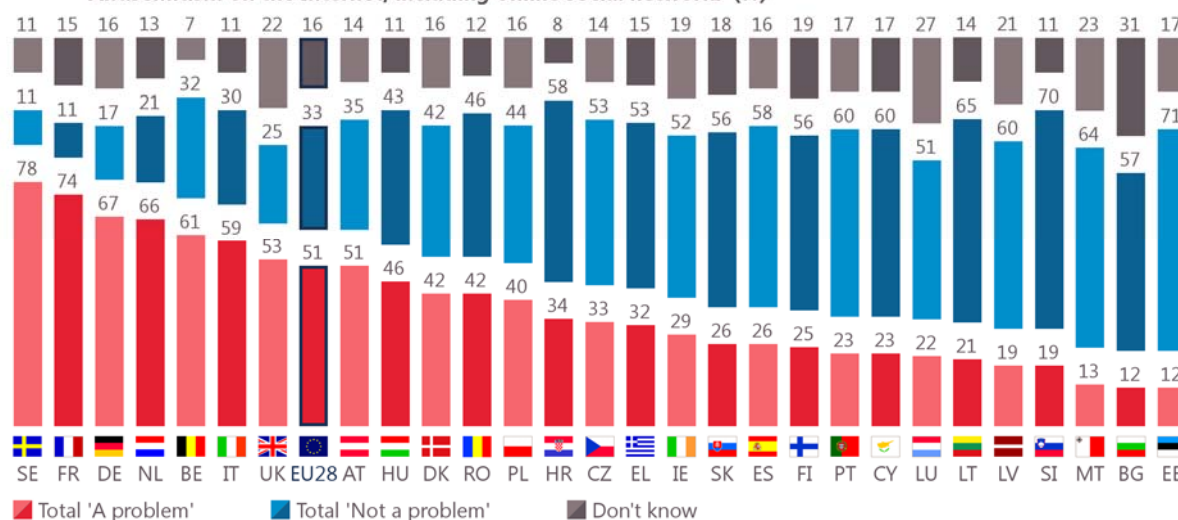
Base: all respondents (N= 27,643)

In nine EU Member States, a majority of respondents consider that **“antisemitism on the Internet, including online social networks”** is a problem in their country: Sweden (78%), France (74%), Germany (67%), the Netherlands (66%), Belgium (61%), Italy (59%), the United Kingdom (53%), Austria (51%) and Hungary (46% vs 43% “not a problem”). At least a third of respondents think that this is “a very important problem” in Sweden (50%), France (46%) and Germany (33%).

This situation is seen as a problem for a minority of respondents in 18 countries, with the lowest scores in Estonia and Bulgaria (both 12% “a problem”), and Malta (13%).

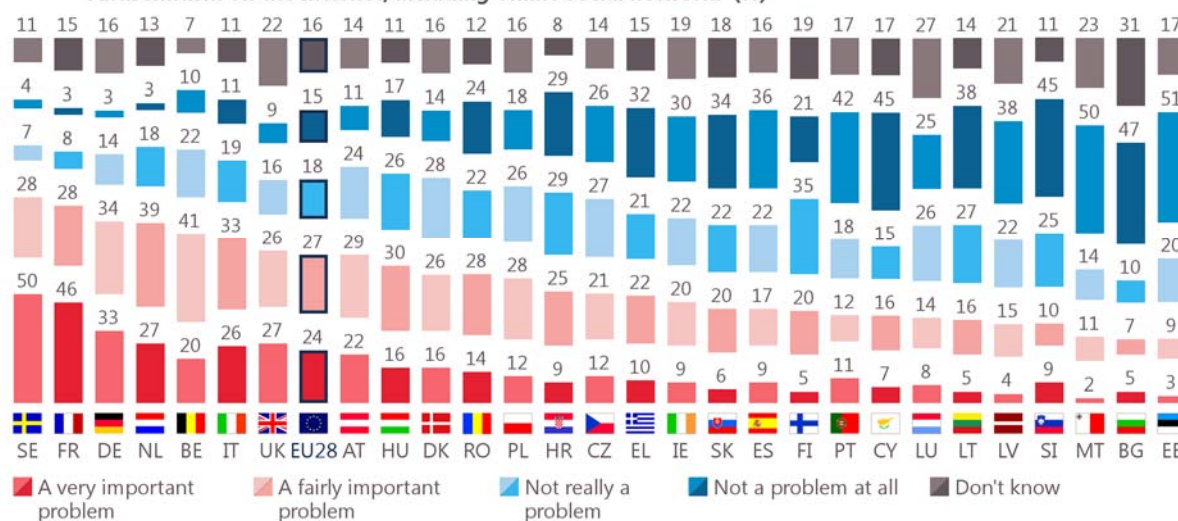
Respondents in Denmark are evenly divided (42% “a problem” vs 42% “not a problem”).

QD3.6 More precisely, do you think that each of the following situation is a problem or not in (OUR COUNTRY)?
Antisemitism on the Internet, including online social networks (%)



Base: all respondents (N= 27,643)

QD3.6 More precisely, do you think that each of the following situation is a problem or not in (OUR COUNTRY)?
Antisemitism on the Internet, including online social networks (%)



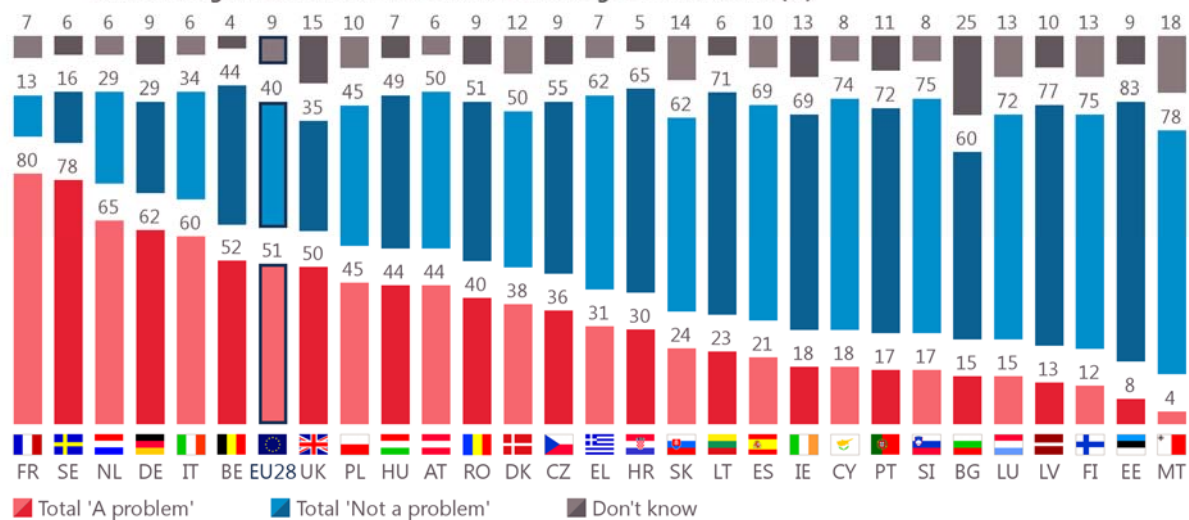
Base: all respondents (N= 27,643)

In seven EU Member States, a majority of respondents believe that **“antisemitic graffiti or vandalism of Jewish buildings or institutions”** is a problem in their country: France (80%), Sweden (78%), the Netherlands (65%), Germany (62%), Italy (60%), Belgium (52%) and the United Kingdom (50% vs 35% “not a problem”). At least a fifth think it is “a very important problem” in France (45%), Sweden (43%), Germany (23%), the United Kingdom (21%) and Italy (20%).

However, in 20 countries only a minority see this as a problem, with the lowest proportions in Malta (4% “a problem”), Estonia (8%) and Finland (12%).

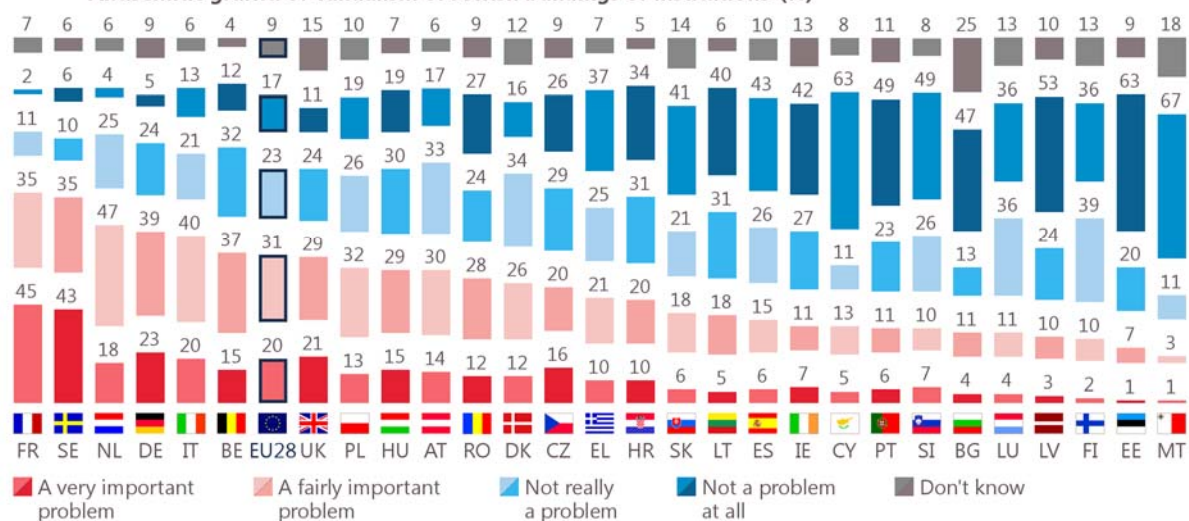
Respondents in Poland are evenly divided (45% vs 45%).

QD3.1 More precisely, do you think that each of the following situation is a problem or not in (OUR COUNTRY)?
Antisemitic graffiti or vandalism of Jewish buildings or institutions (%)



Base: all respondents (N= 27,643)

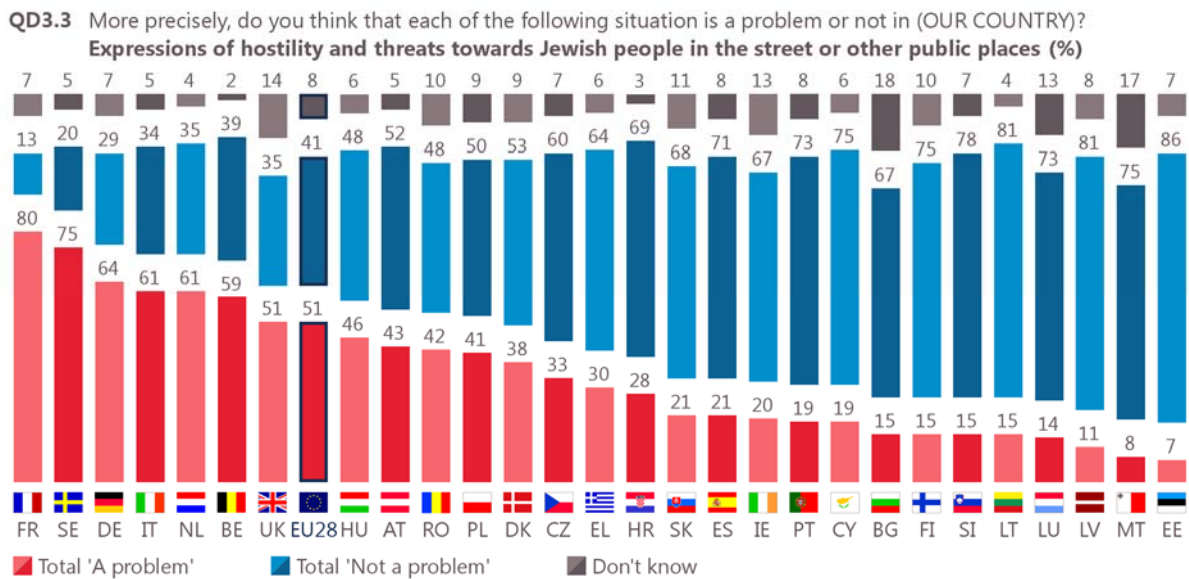
QD3.1 More precisely, do you think that each of the following situation is a problem or not in (OUR COUNTRY)?
Antisemitic graffiti or vandalism of Jewish buildings or institutions (%)



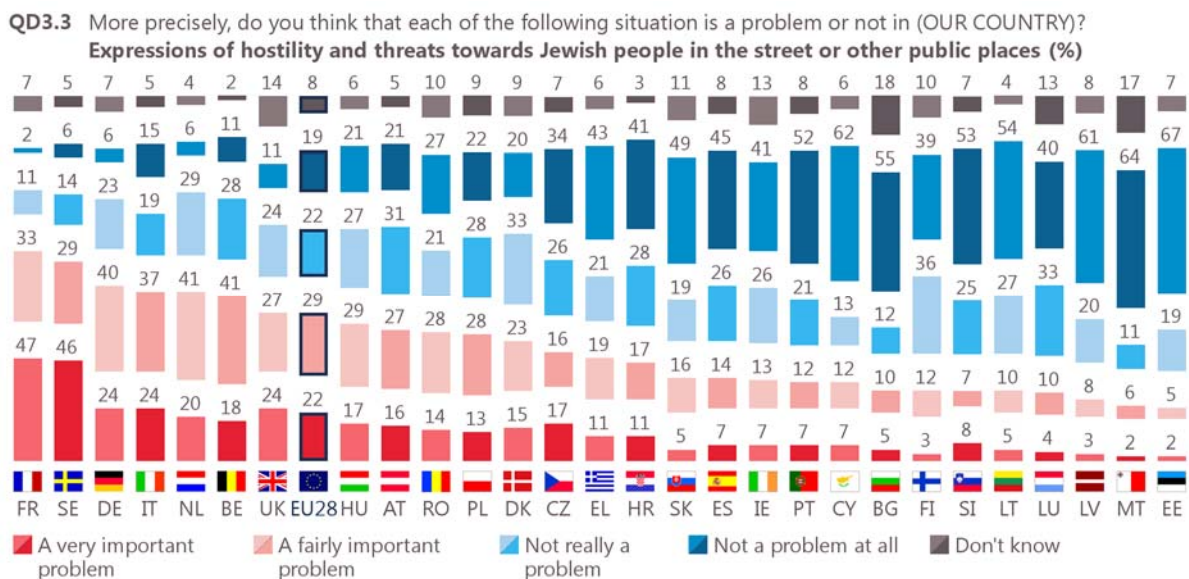
Base: all respondents (N= 27,643)

In the same seven EU Member States as previously, a majority of respondents think that **“expressions of hostility and threats towards Jewish people in the street or other public places”** are a problem in their country: France (80%), Sweden (75%), Germany (64%), Italy and the Netherlands (both 61%), Belgium (59%) and the United Kingdom (51%). At least a fifth believe that this is “a very important problem” in France (47%), Sweden (46%), Germany, Italy and the United Kingdom (all 24%) and the Netherlands (20%).

In 21 Member States a minority of respondents consider that this is a problem, with the lowest levels in Estonia (7%), Malta (8%) and Latvia (11%).



Base: all respondents (N= 27,643)

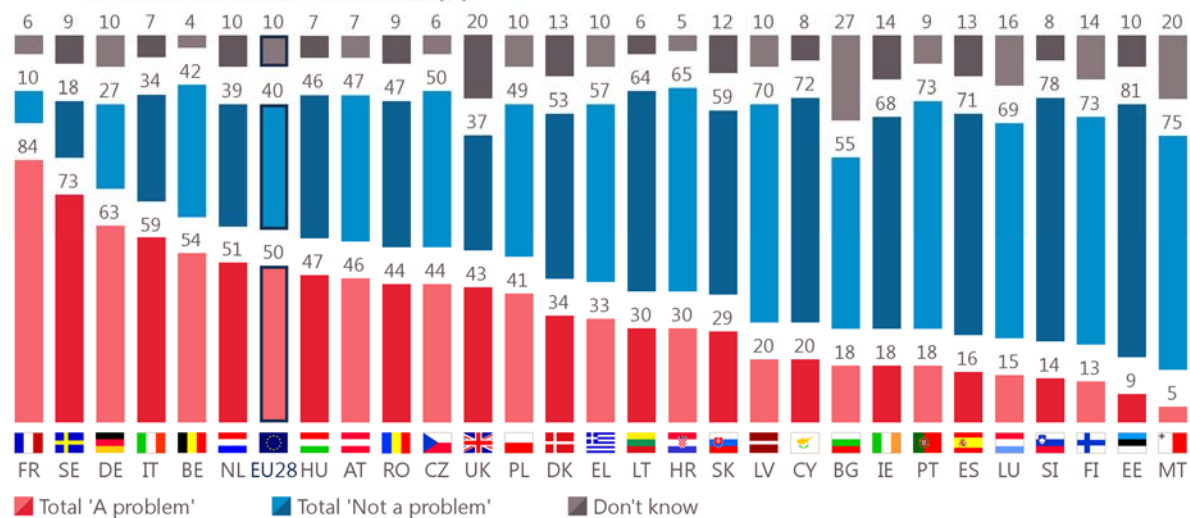


Base: all respondents (N= 27,643)

“Desecration of Jewish cemeteries” is seen as a problem in their country by a majority of respondents in eight EU Member States: France (84%), Sweden (73%), Germany (63%), Italy (59%), Belgium (54%), the Netherlands (51%), Hungary (47% vs 46% “not a problem”) and the United Kingdom (43% vs 37%). More than a quarter say that this is “a very important problem” in France (58%), Sweden (46%), and Germany and Italy (both 27%).

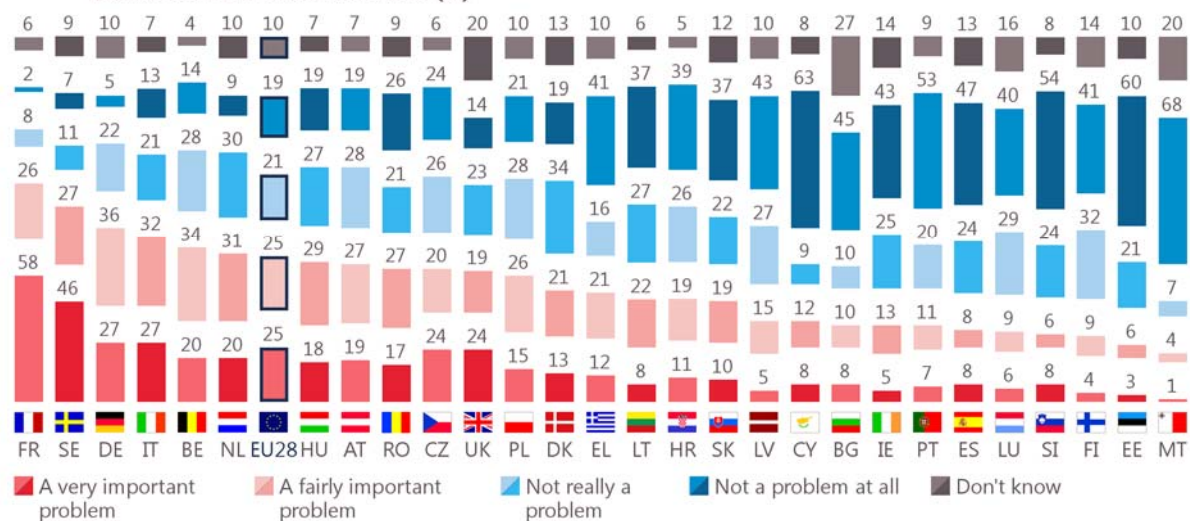
However, only a minority of respondents describe the desecration of Jewish cemeteries as a problem in the remaining 20 Member States, with the lowest proportions in Malta (5%), Estonia (9%) and Finland (13%).

QD3.9 More precisely, do you think that each of the following situation is a problem or not in (OUR COUNTRY)?
Desecration of Jewish cemeteries (%)



Base: all respondents (N= 27,643)

QD3.9 More precisely, do you think that each of the following situation is a problem or not in (OUR COUNTRY)?
Desecration of Jewish cemeteries (%)

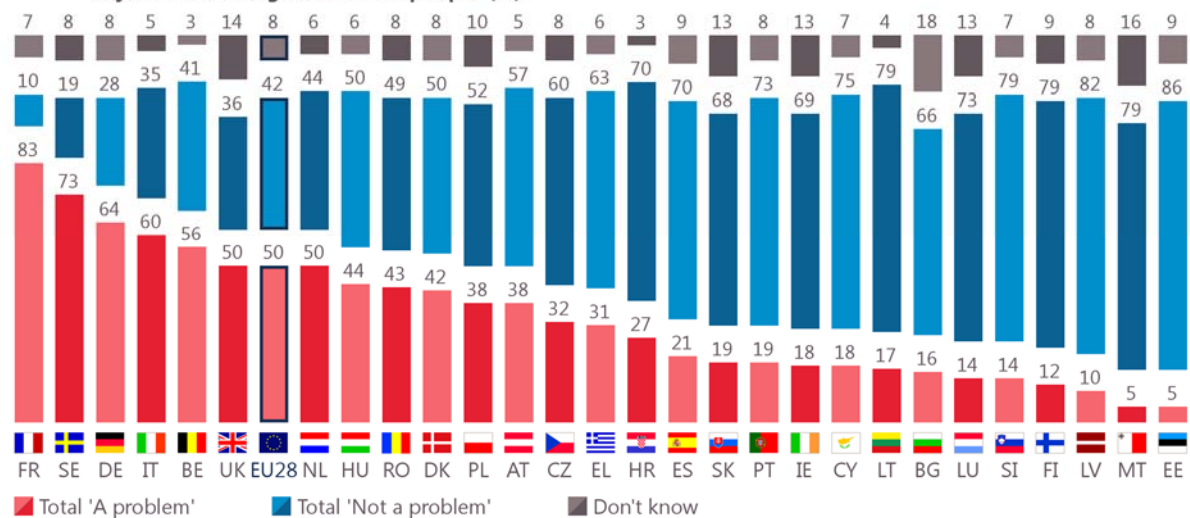


Base: all respondents (N= 27,643)

A majority of respondents say that **“physical attacks against Jewish people”** are a problem in their country in the same seven Member States as for graffiti and vandalism: France (83%), Sweden (73%), Germany (64%), Italy (60%), Belgium (56%), the United Kingdom (50% vs 36% “not a problem”) and the Netherlands (50% vs 44%). At least a fifth think it is “a very important problem” in eight countries: France (54%), Sweden (49%), Germany (30%), the United Kingdom (26%), Italy (23%), the Netherlands (21%), and Belgium and Romania (20% in both countries).

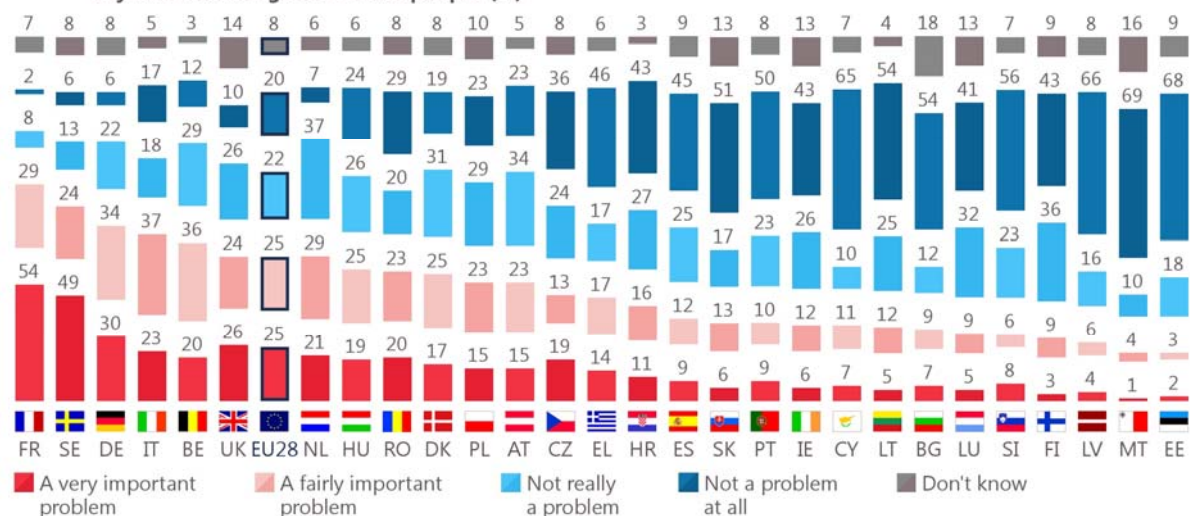
However, this is the minority view in the remaining 21 EU Member States, with the lowest scores in Estonia and Malta (5% say it is “a problem” in both countries), and Latvia (10%).

QD3.2 More precisely, do you think that each of the following situation is a problem or not in (OUR COUNTRY)?
Physical attacks against Jewish people (%)



Base: all respondents (N= 27,643)

QD3.2 More precisely, do you think that each of the following situation is a problem or not in (OUR COUNTRY)?
Physical attacks against Jewish people (%)

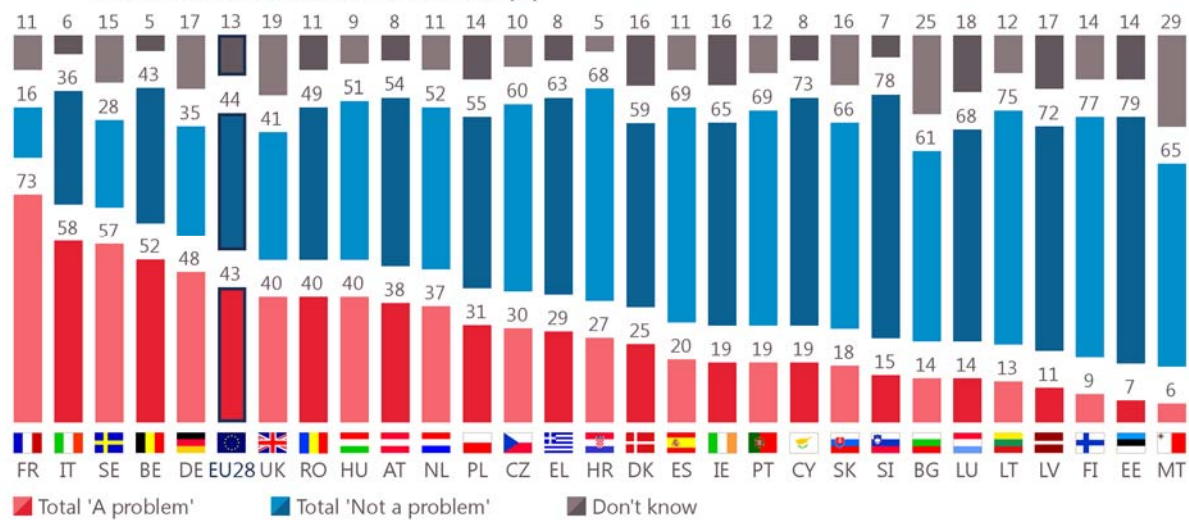


Base: all respondents (N= 27,643)

Respondents who say that **“antisemitism in schools and universities”** is a problem in their country form a majority in just five EU Member States: France (73%), Italy (58%), Sweden (57%), Belgium (52%) and Germany (48% vs 35% “not a problem”). More than a fifth of respondents believe that this manifestation of antisemitism is “a very important problem” in France (45%), Sweden (36%) and Italy (21%).

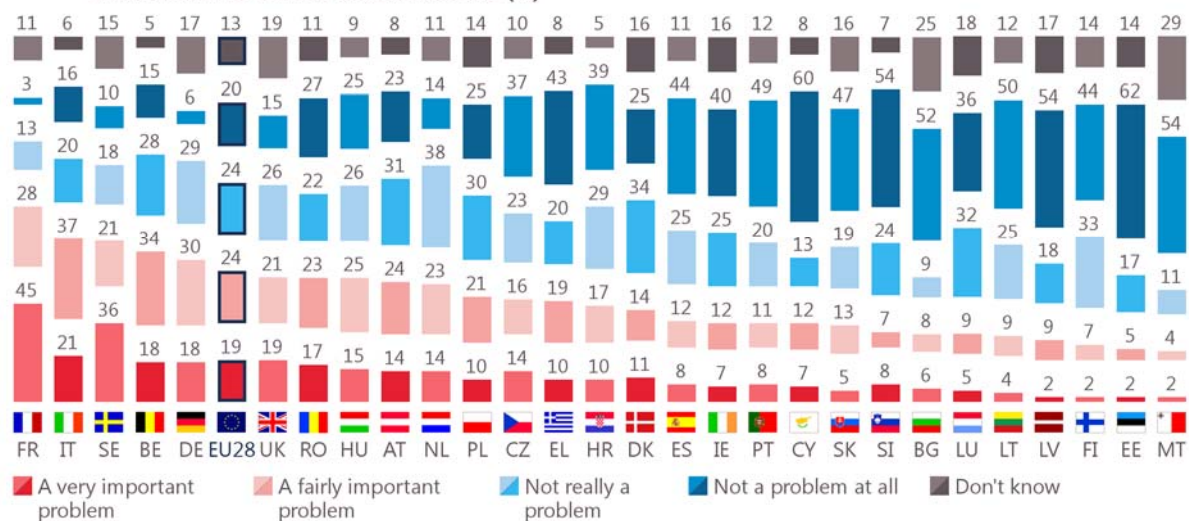
In 23 Member States, a minority of respondents consider that “antisemitism in schools and universities” is a problem in their country, with the lowest levels in Malta (6% “a problem”), Estonia (7%) and Finland (9%).

QD3.7 More precisely, do you think that each of the following situation is a problem or not in (OUR COUNTRY)?
Antisemitism in schools and universities (%)



Base: all respondents (N= 27,643)

QD3.7 More precisely, do you think that each of the following situation is a problem or not in (OUR COUNTRY)?
Antisemitism in schools and universities (%)

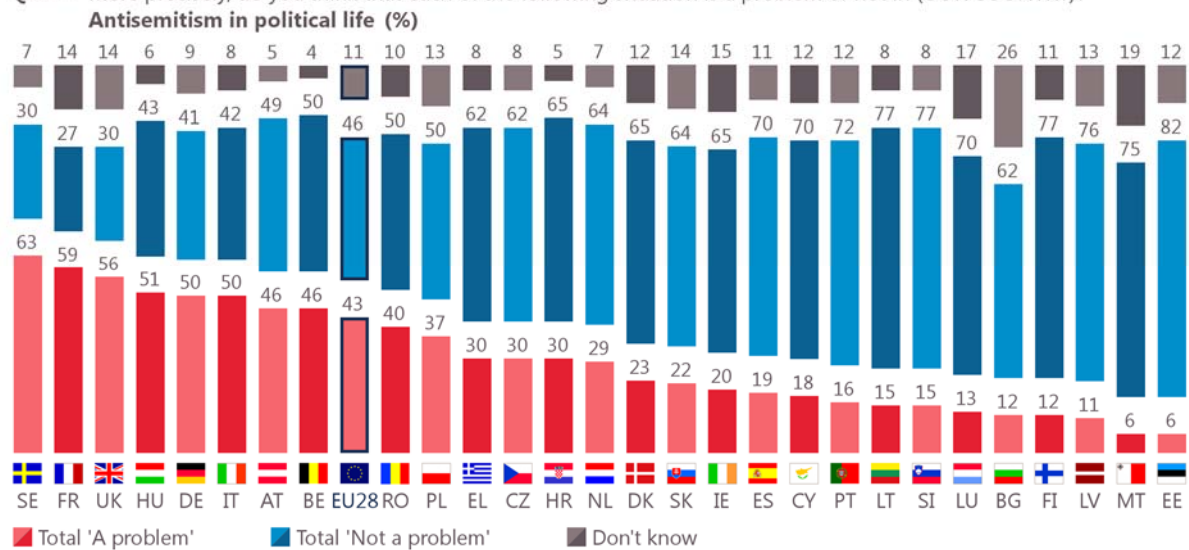


Base: all respondents (N= 27,643)

In six EU Member States, a majority of respondents believe that **“antisemitism in political life”** is a problem in their country: Sweden (63%), France (59%), the United Kingdom (56%), Hungary (51%), Germany (50% vs 41% “not a problem”) and Italy (50% vs 42%). At least a fifth of respondents see this as “a very important problem” in Sweden (37%), France (32%), the United Kingdom (26%) and Hungary (20%).

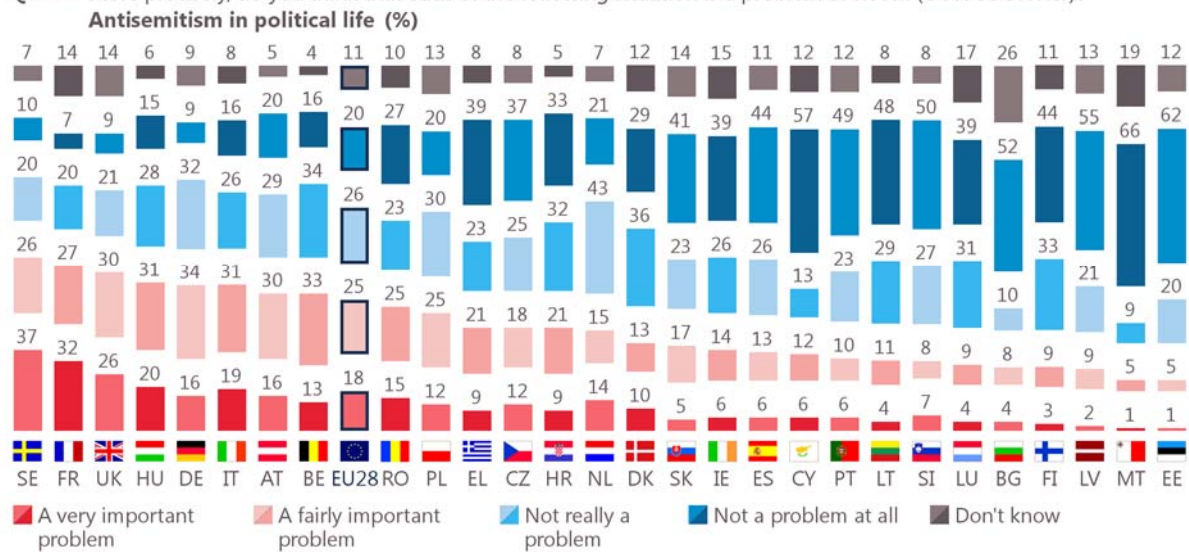
A minority of respondents think that this is a problem in 22 Member States, with the lowest levels in Estonia and Malta (6% “a problem” in both countries), and Latvia (11%).

QD3.5 More precisely, do you think that each of the following situation is a problem or not in (OUR COUNTRY)?



Base: all respondents (N= 27,643)

QD3.5 More precisely, do you think that each of the following situation is a problem or not in (OUR COUNTRY)?



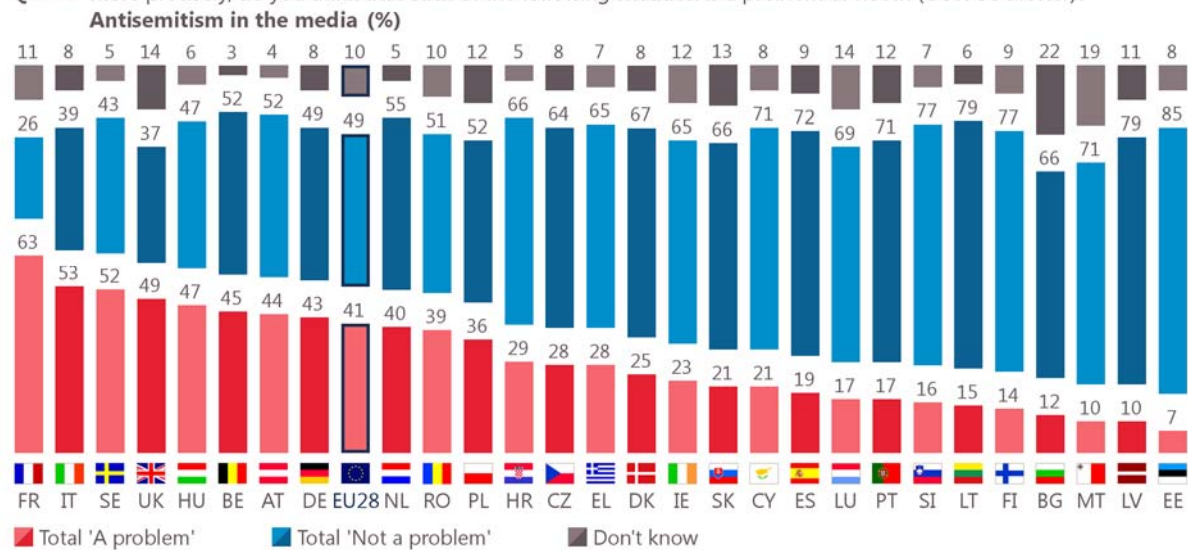
Base: all respondents (N= 27,643)

In four EU Member States, majorities feel that **“antisemitism in the media”** is a problem: France (63%), Italy (53%), Sweden (52%) and the United Kingdom (49% vs 37% “not a problem”). In these four countries, more than a fifth think that this situation is “a very important problem”: France (33%), Sweden (29%), Italy (22%) and the United Kingdom (21%).

This is the minority view in 23 Member States, with the lowest proportions in Estonia (7%), Malta and Latvia (10% in both countries).

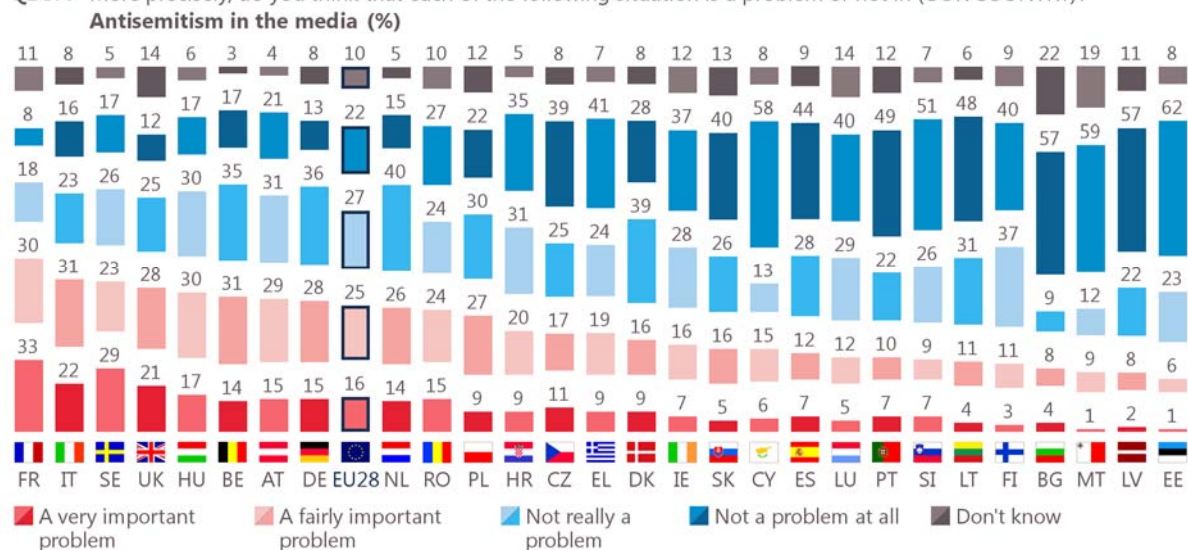
In Hungary, respondents are evenly divided regarding this situation (47% vs 47%).

QD3.4 More precisely, do you think that each of the following situation is a problem or not in (OUR COUNTRY)?



Base: all respondents (N= 27,643)

QD3.4 More precisely, do you think that each of the following situation is a problem or not in (OUR COUNTRY)?



Base: all respondents (N= 27,643)

In summary, respondents in France and Sweden are generally the most likely to consider that the nine manifestations of antisemitism tested are a problem in their country, while respondents in Malta, Estonia and Bulgaria are generally the least likely to do so.

QD3 More precisely, do you think that each of the following situation is a problem or not in (OUR COUNTRY)?

(% - TOTAL 'A PROBLEM')

		People denying the genocide of the Jewish people, the Holocaust	Antisemitism on the Internet, including online social networks	Antisemitic graffiti or vandalism of Jewish buildings or institutions	Expressions of hostility and threats towards Jewish people in the street or other public places	Desecration of Jewish cemeteries	Physical attacks against Jewish people	Antisemitism in schools and universities	Antisemitism in political life	Antisemitism in the media	Average
EU28		53	51	51	51	50	50	43	43	41	48
FR		78	74	80	80	84	83	73	59	63	75
SE		79	78	78	75	73	73	57	63	52	70
DE		71	67	62	64	63	64	48	50	43	59
IT		61	59	60	61	59	60	58	50	53	58
BE		57	61	52	59	54	56	52	46	45	54
NL		56	66	65	61	51	50	37	29	40	51
UK		53	53	50	51	43	50	40	56	49	49
HU		46	46	44	46	47	44	40	51	47	46
AT		49	51	44	43	46	38	38	46	44	44
RO		39	42	40	42	44	43	40	40	39	41
PL		43	40	45	41	41	38	31	37	36	39
CZ		38	33	36	33	44	32	30	30	28	34
DK		37	42	38	38	34	42	25	23	25	34
EL		37	32	31	30	33	31	29	30	28	31
HR		37	34	30	28	30	27	27	30	29	30
SK		32	26	24	21	29	19	18	22	21	24
IE		21	29	18	20	18	18	19	20	23	21
ES		21	26	21	21	16	21	20	19	19	20
CY		26	23	18	19	20	18	19	18	21	20
LT		19	21	23	15	30	17	13	15	15	19
PT		19	23	17	19	18	19	19	16	17	19
LU		18	22	15	14	15	14	14	13	17	16
SI		19	19	17	15	14	14	15	15	16	16
FI		19	25	12	15	13	12	9	12	14	15
BG		16	12	15	15	18	16	14	12	12	14
LV		18	19	13	11	20	10	11	11	10	14
EE		9	12	8	7	9	5	7	6	7	8
MT		6	13	4	8	5	5	6	6	10	7

Highest percentage per country

Lowest percentage per country

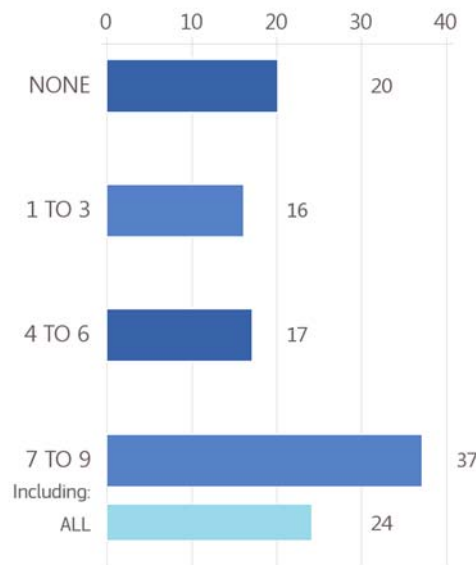
Highest percentage per item

Lowest percentage per item

Base: all respondents (N= 27,643)

At EU28 level, over a third of respondents think that the seven to nine manifestations of antisemitism tested are a problem in their country (37%). **Nearly a quarter even consider that all nine situations are problematic in their country (24%).** Less than a fifth consider that four to six (17%) and one to three (16%) of these situations are a problem. Lastly, a fifth believe that none of these antisemitic behaviours are a problem in their country (20%).

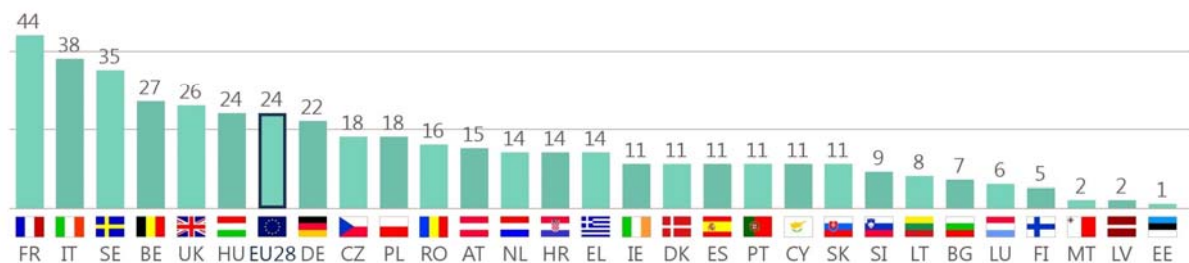
QD3T More precisely, do you think that each of the following situation is a problem or not in (OUR COUNTRY)?
(% - EU)



Base: all respondents (N= 27,643)

The proportion of respondents thinking that all nine manifestations of antisemitism tested are a problem in their country is the highest in France (44%), Italy (38%) and Sweden (35%), and the lowest in Estonia (1%), and Malta and Latvia (both 2%).

QD3T More precisely, do you think that each of the following situation is a problem or not in (OUR COUNTRY)?
(% - MENTIONED ALL ITEMS)



Base: all respondents (N= 27,643)

A socio-demographic analysis shows the following:

- 15-24 year olds are more likely to believe that **“antisemitism on the Internet, including online social networks”** is a problem in their country (58% vs 46% among respondents aged 55 and over), but slightly less likely to think the same about **“desecration of Jewish cemeteries”** (47% vs 51%);
- The longer respondents remained in education, the more likely they are to think that **“antisemitism on the Internet, including online social networks”** (57% vs 41% among those who completed their education aged 15 or before) and **“people denying the genocide of the Jewish people, the Holocaust”** (56% vs 46%) are problems in their country;
- Managers and students are generally the most likely to consider that all these expressions of antisemitism are problems in their country, particularly **“antisemitism on the Internet, including online social networks”** (62% in both categories, compared with 45% among retired people);
- Respondents who experience the most financial difficulties are the most likely to see many of these situations as a problem in their country, especially **“antisemitism in schools and universities”** (51% vs 40% among respondents who never or almost never have difficulties paying bills) and the **“desecration of Jewish cemeteries”** (56% vs 48%);
- Respondents who say they belong to the upper middle class are much more likely to believe that all these situations are problems in their country, in particular **“antisemitism on the Internet, including online social networks”** (61% vs 40% among those who say they are working class), **“people denying the genocide of the Jewish people, the Holocaust”** (61% vs 43%), **“expressions of hostility and threats towards Jewish people in the street or other public places”** (58% vs 42%) and **“antisemitic graffiti or vandalism of Jewish buildings or institutions”** (57% vs 41%);
- Europeans with Jewish or Muslim friends or acquaintances are much more likely to see these nine expressions of antisemitism as a problem nationally, particularly **“people denying the genocide of the Jewish people, the Holocaust”** (65% among those with Jewish friends, 60% for respondents with Muslim friends and 53% for respondents with Christian friends);
- The same goes for respondents belonging to a minority where they live, especially for **“expressions of hostility and threats towards Jewish people in the street or other public places”** (60% vs 48% of those who do not belong to a minority) and **“antisemitism in schools and universities”** (53% vs 41%).

QD3T More precisely, do you think that each of the following situation is a problem or not in (OUR COUNTRY)?
(% Total 'A problem' - EU)

	People denying the genocide of the Jewish people, the Holocaust	Antisemitism on the Internet, including online social networks	Antisemitic graffiti or vandalism of Jewish buildings or institutions	Expressions of hostility and threats towards Jewish people in the street or other public places	Desecration of Jewish cemeteries	Physical attacks against Jewish people	Antisemitism in schools and universities	Antisemitism in political life	Antisemitism in the media
EU28	53	51	51	51	50	50	43	43	41
Age									
15-24	52	58	50	49	47	51	45	45	43
25-39	51	55	49	49	46	49	42	42	42
40-54	54	54	52	52	50	50	44	44	44
55 +	53	46	51	51	51	50	41	42	39
Education (End of)									
15-	46	41	46	46	45	46	40	38	38
16-19	52	50	50	51	51	51	44	44	42
20+	56	57	53	53	50	51	42	44	42
Still studying	57	62	53	51	48	52	46	47	45
Socio-professional category									
Self-employed	54	53	48	52	48	50	43	42	43
Managers	58	62	55	56	51	54	44	47	46
Other white collars	52	56	53	52	51	52	45	46	44
Manual workers	49	50	48	48	48	48	43	41	41
House persons	48	46	46	48	43	46	41	40	39
Unemployed	47	48	46	49	48	48	43	38	40
Retired	53	45	51	51	52	50	40	42	38
Students	57	62	53	51	48	52	46	47	45
Difficulties paying bills									
Most of the time	53	53	54	55	56	55	51	44	45
From time to time	53	52	52	53	51	52	47	44	45
Almost never/ Never	53	51	49	50	48	49	40	42	40
Consider belonging to									
The working class	43	40	41	42	41	42	36	35	36
The lower middle class	54	52	53	53	52	52	45	44	43
The middle class	57	57	55	55	53	54	46	48	45
The upper middle class	61	61	57	58	55	55	47	43	43
The upper class	55	63	55	53	48	47	41	44	42
Friends or acquaintances									
Jewish	65	65	64	63	61	61	54	54	52
Muslim	60	61	57	57	55	56	48	49	46
Christian	53	52	51	51	50	50	43	43	41
None	47	42	50	49	47	47	41	39	41
Member of a minority group									
Ethnic minority	53	55	53	52	50	53	48	49	47
Religious minority	65	61	61	62	62	62	57	53	52
Total "belonging to a minority"	60	60	59	60	57	58	53	52	50
None	50	49	49	48	47	48	41	41	39

Base: all respondents (N= 27,643)

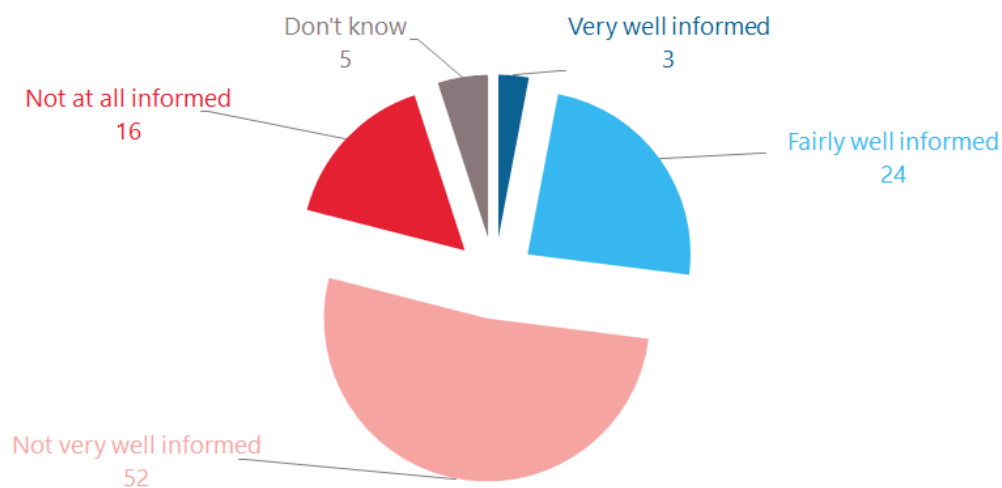
II. KNOWLEDGE OF AND EDUCATION ABOUT JEWISH COMMUNITIES AND ANTISEMITISM

1 Knowledge of Jewish communities

More than two-thirds of Europeans consider that people in their country are not well informed about the history, customs and practices of Jewish people

Nearly seven in ten respondents think that people in their country are not well informed “about the history, customs and practices of (NATIONALITY) Jewish people” (68%)¹¹, including 16% who say they are “not at all informed”. However, slightly more than a quarter believe that people in their country are well informed (27%).

QD4 Overall, to what extent do you think that in (OUR COUNTRY) people are well informed or not about the history, customs and practices of (NATIONALITY) Jewish people?
(% - EU)



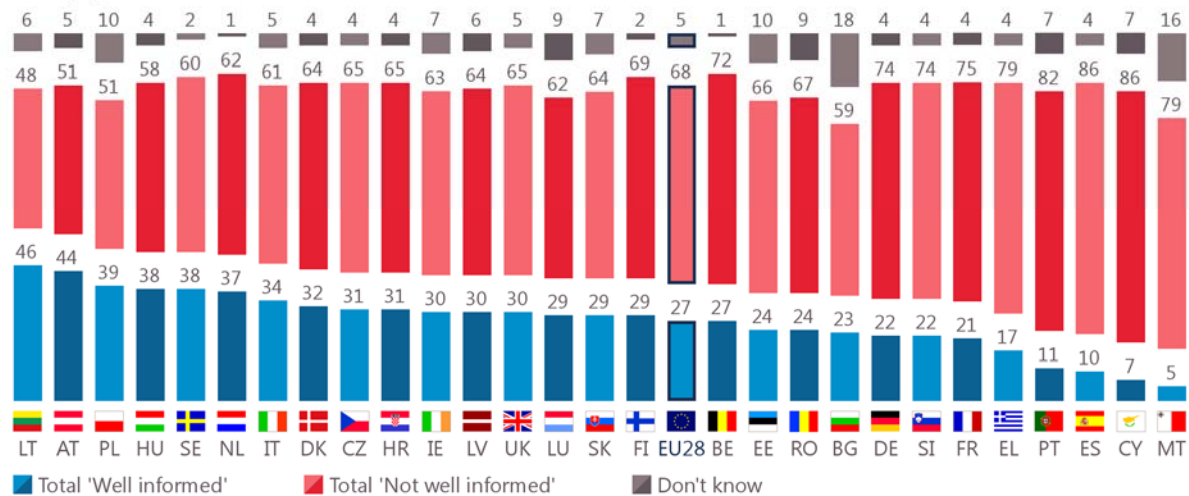
Base: all respondents (N= 27,643)

¹¹ QD4. Overall, to what extent do you think that in (OUR COUNTRY) people are well informed or not about the history, customs and practices of (NATIONALITY) Jewish people?

In the 28 EU Member States, a large majority of respondents consider that people in their country are not well informed about the history, customs and practices of Jewish people, with the highest levels in Spain and Cyprus (86% total “not well informed” in both countries), and Portugal (82%), and the lowest proportions in Lithuania (48% vs 46% total “well informed”), and Austria and Poland (both 51%).

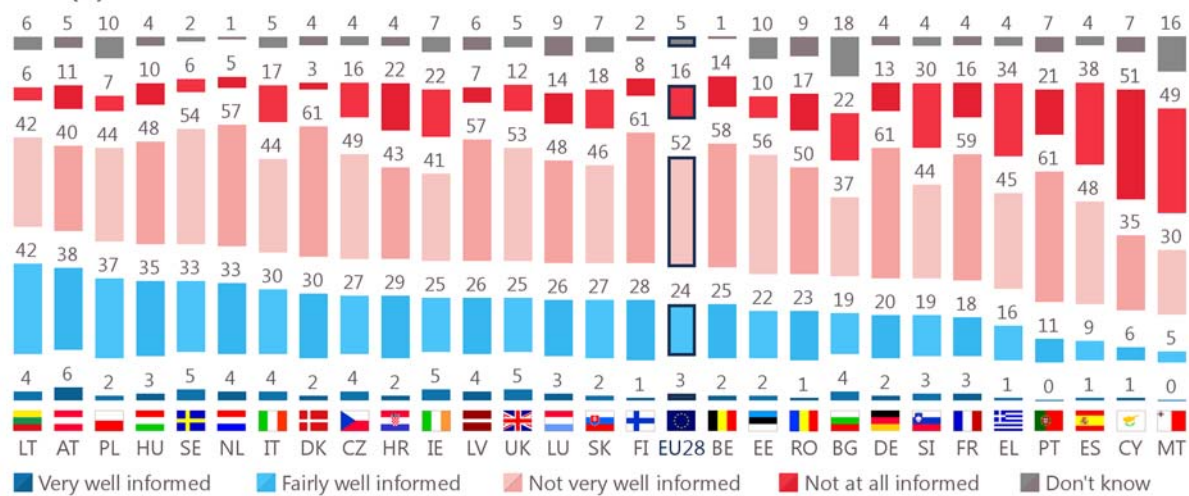
At least three in ten respondents say they are “not at all informed” in five countries: Cyprus (51%), Malta (49%), Spain (38%), Greece (34%) and Slovenia (30%).

QD4 Overall, to what extent do you think that in (OUR COUNTRY) people are well informed or not about the history, customs and practices of (NATIONALITY) Jewish people? (%)



Base: all respondents (N= 27,643)

QD4 Overall, to what extent do you think that in (OUR COUNTRY) people are well informed or not about the history, customs and practices of (NATIONALITY) Jewish people? (%)







Base: all respondents (N= 27,643)

A socio-demographic analysis shows that a minority of respondents think that people in their country are well informed about the history, customs and practices of Jewish people in all socio-demographic categories. These respondents are slightly more likely to be:

- Those who completed their full-time education aged 16-19 (29%), rather than those who finished aged 20 or over (26%), or aged 15 or under (21%);
- Managers, self-employed people and students (30% in the three categories), particularly when compared with house persons (19%) or unemployed people (20%);
- Those who never or almost never have difficulties paying bills, or only do so from time to time (27% in both categories), compared with those who have financial difficulties most of the time (20%);
- Respondents who place themselves in the upper class (35%)¹², compared to those who say they are working class (22%);
- Those with Jewish friends or acquaintances (31%, compared to 26-27% in the other groups);
- Europeans belonging to a minority (34% vs 26% of those who do not see themselves as part of any minority where they live).

¹² Caution advised for interpretation of this figure because of low base size.

QD4 Overall, to what extent do you think that in (OUR COUNTRY) people are well informed or not about the history, customs and practices of (NATIONALITY) Jewish people?
(% - EU)

	Total 'Well informed'	Total 'Not well informed'	Don't know
EU28	27	68	5
 Education (End of)			
15-	21	71	8
16-19	29	66	5
20+	26	70	4
Still studying	30	66	4
 Socio-professional category			
Self-employed	30	65	5
Managers	30	68	2
Other white collars	29	67	4
Manual workers	28	67	5
House persons	19	73	8
Unemployed	20	74	6
Retired	24	69	7
Students	30	66	4
 Difficulties paying bills			
Most of the time	20	75	5
From time to time	27	68	5
Almost never/ Never	27	68	5
 Consider belonging to			
The working class	22	70	8
The lower middle class	26	70	4
The middle class	29	68	3
The upper middle class	31	68	1
The upper class	35	64	1
Friends or acquaintances			
Jewish	31	66	3
Muslim	26	70	4
Christian	27	69	4
None	27	65	8
Member of a minority group			
Ethnic minority	38	56	6
Religious minority	34	63	3
Total "belonging to a minority"	34	62	4
None	26	69	5

Base: all respondents (N= 27,643)

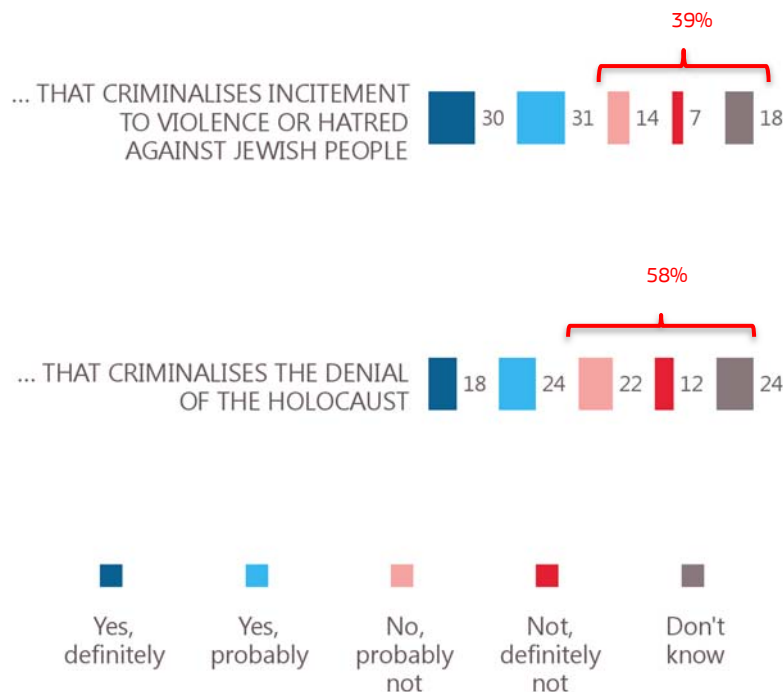
2 Awareness of legislation

More than four in ten Europeans majority know there is a law in their country that “criminalises the denial of the Holocaust”; 58% are not aware or answer that they “don’t know”

In order to determine Europeans’ knowledge of legislation against antisemitism, respondents were asked if there is a law criminalising two types of antisemitic behaviour in their country¹³:

- Slightly more than six in ten respondents say that there is a law in their country that **“criminalises incitement to violence or hatred against Jewish people”** (61%), including three in ten answering “yes, definitely” (30%). Conversely, slightly more than a fifth of them do not think such a law exists (21%). A similar proportion “don’t know” (18%)
- A much smaller proportion know there is a law in their country¹⁴ that **“criminalises the denial of the Holocaust”** (42%, of whom 18% say “yes, definitely”). Yet, around a third say there is no law criminalising Holocaust denial in their country (34%). Close to a quarter answer that they “don’t know” (24%).

QD6 As far as you know, is there a law in (OUR COUNTRY)...?
(% - EU)



Base: all respondents (N= 27,643)

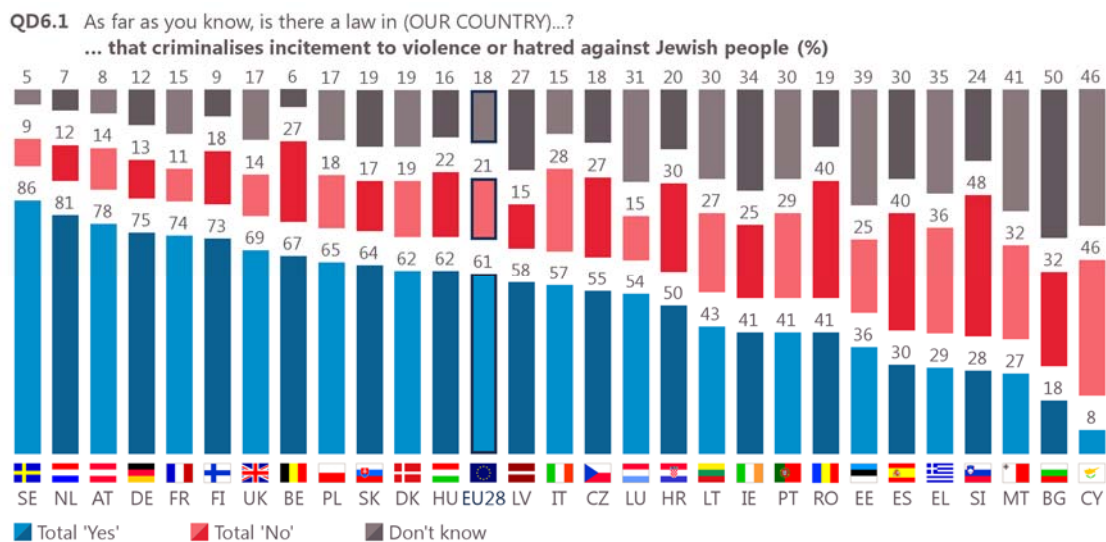
¹³ QD6. As far as you know, is there a law in (OUR COUNTRY): 1. ... that criminalises incitement to violence or hatred against Jewish people; 2. ... that criminalises the denial of the Holocaust

¹⁴ The EU Framework decision (on racism and xenophobia (2008/913/JHA) criminalizes publicly “condoning, denying or grossly trivialising” the Holocaust across the EU.

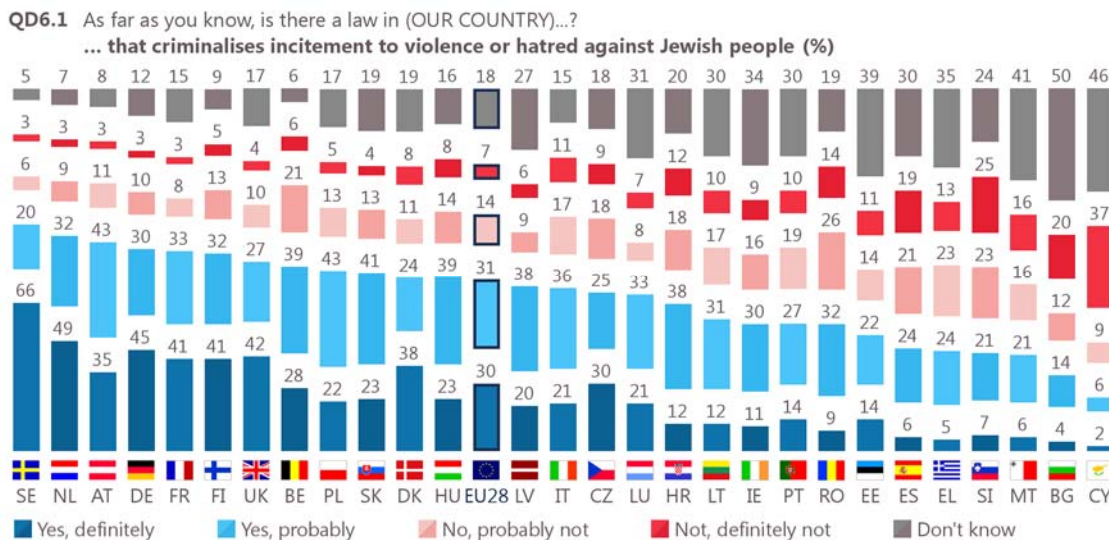
In 16 EU Member States, majorities of respondents¹⁵ know there is a law criminalising incitement to violence or hatred against Jewish people in their country, with the highest proportions observed in Sweden (86%), the Netherlands (81%) and Austria (78%). More than a third answer “yes, definitely” in eight countries, with the highest scores in Sweden (66%), the Netherlands (49%) and Germany (45%).

However, the minority know there is such a law in their country in 11 Member States, with the lowest proportions in Cyprus (8% total “yes” vs 46% total “no” and 46% “don’t know”), Bulgaria (18% vs 32% and 50%), Malta (27% vs 32% and 41%), Slovenia (28% vs 48% and 24%), Greece (29% vs 36% and 35%) and Spain (30% vs 40% and 30%). Respondents are evenly divided in Croatia (50% total “yes”, vs 30% total “no” and 20% “don’t know”).

More than a third of respondents say they “don’t know” in Bulgaria (50%), Cyprus (46%), Estonia (39%), Greece (35%) and Ireland (34%).



Base: all respondents (N= 27,643)



Base: all respondents (N= 27,643)

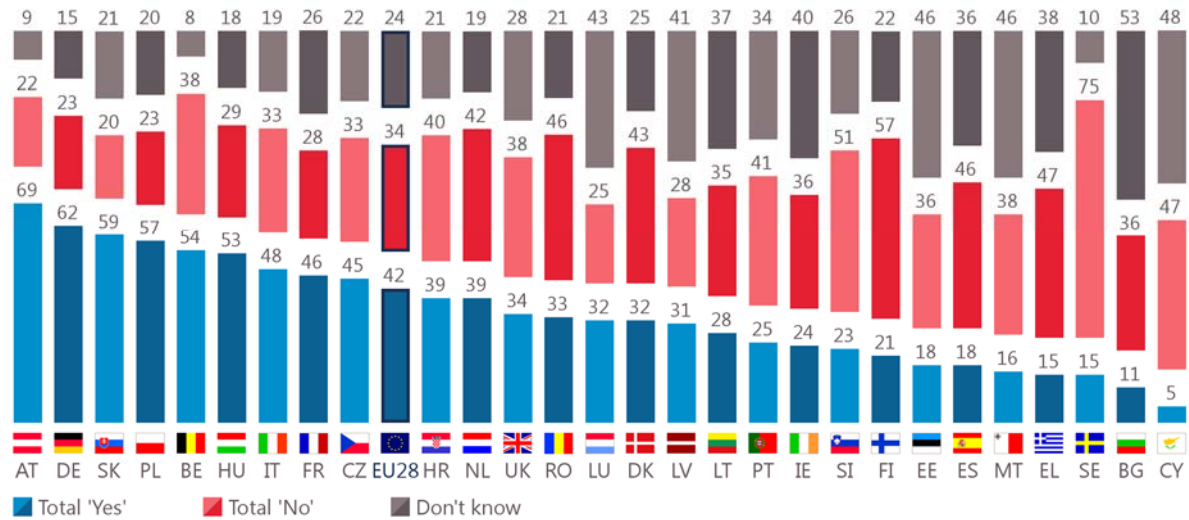
¹⁵ For this question about awareness, we compare proportions of answers total “yes”, with the sum of answers total “no” and “don’t know”.

A majority of respondents in six EU Member States know there is a law in their country criminalising Holocaust denial: Austria (69%), Germany (62%), Slovakia (59%), Poland (57%), Belgium (54%) and Hungary (53%). At least a fifth of respondents answer “yes, definitely” in Germany (42%), Austria (30%), Belgium (23%), France and Czechia (both 21%), and Hungary (20%).

However, in 22 EU Member States the minority believe there is a law criminalising Holocaust denial in their country, with the lowest proportions observed in Cyprus (5% total “yes” vs 47% total “no” and 48% “don’t know”), Bulgaria (11% vs 36% and 53%), Sweden (15% vs 75% and 10%) and Greece (15% vs 47% and 38%).

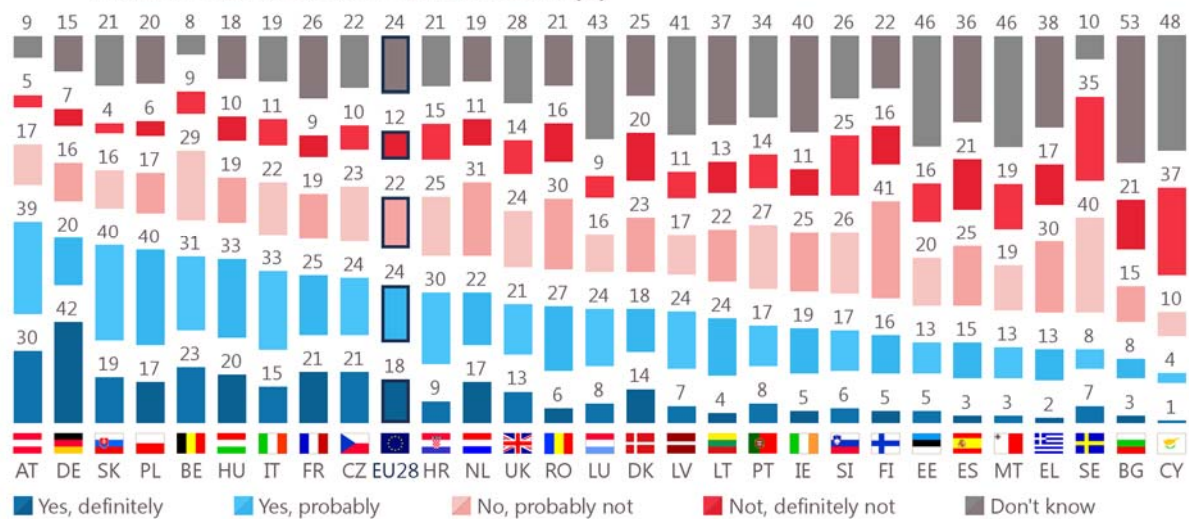
More than a third of respondents answer that they “don’t know” in 11 EU Member States, led by Bulgaria (53%), Cyprus (48%), and Malta and Estonia (both 46%).

QD6.2 As far as you know, is there a law in (OUR COUNTRY)...? ... that criminalises the denial of the Holocaust (%)



Base: all respondents (N= 27,643)

QD6.2 As far as you know, is there a law in (OUR COUNTRY)...? ... that criminalises the denial of the Holocaust (%)








Base: all respondents (N= 27,643)

A socio-demographic analysis shows that respondents who know there is a law in their country criminalising these two antisemitic behaviours are more likely to be:

- Men (65% for a law criminalising incitement to violence or hatred against Jewish people and 45% for a law criminalising Holocaust denial, compared with 58% and 40% of women respectively);
- Those who completed full-time education aged 20 or over (70% (incitement) and 46% (denial) respectively), compared with those who left school aged 15 or under (45% and 34%);
- Managers (76% and 50%) and self-employed people (65% and 49%), particularly when compared with house persons (51% and 37%) and unemployed people (53% and 35%);
- Those who never or almost never have difficulties paying bills (65% and 44%), particularly compared with those who have such difficulties most of the time (54% and 33%);
- Respondents who say they belong to the upper class (78% and 61%), compared with those who say they are working class (52% and 33%);
- Europeans with friends or acquaintances who are Jewish (75% and 50%), compared with those who have no friends or acquaintances of any religion, or ethnic origin other than their own (48% and 36%);
- Respondents belonging to a minority where they live (65% and 47%), compared with those who do not see themselves as part of any minority (60% and 40%).

QD6T As far as you know, is there a law in (OUR COUNTRY):
(% - EU)

	... that criminalises incitement to violence or hatred against Jewish people			... that criminalises the denial of the Holocaust		
	Total 'Yes'	Total 'No'	Don't know	Total 'Yes'	Total 'No'	Don't know
EU28	61	21	18	42	34	24
 Gender						
Man	65	20	15	45	35	20
Woman	58	22	20	40	33	27
 Education (End of)						
15-	45	26	29	34	32	34
16-19	61	22	17	43	34	23
20+	70	18	12	46	35	19
Still studying	63	21	16	43	36	21
 Socio-professional category						
Self-employed	65	21	14	49	33	18
Managers	76	16	8	50	35	15
Other white collars	64	22	14	45	36	19
Manual workers	59	23	18	39	37	24
House persons	51	24	25	37	29	34
Unemployed	53	24	23	35	34	31
Retired	58	21	21	42	31	27
Students	63	21	16	43	36	21
 Difficulties paying bills						
Most of the time	54	25	21	33	38	29
From time to time	57	24	19	43	32	25
Almost never/ Never	65	19	16	44	34	22
 Consider belonging to						
The working class	52	22	26	33	35	32
The lower middle class	61	22	17	44	33	23
The middle class	66	21	13	47	35	18
The upper middle class	74	19	7	52	35	13
The upper class	78	9	13	61	20	19
Friends or acquaintances						
Jewish	75	16	9	50	35	15
Muslim	69	18	13	45	35	20
Christian	63	20	17	43	34	23
None	48	31	21	36	37	27
Member of a minority group						
Ethnic minority	65	22	13	48	32	20
Religious minority	62	24	14	47	35	18
Total "belonging to a minority"	65	22	13	47	35	18
None	60	22	18	40	36	24

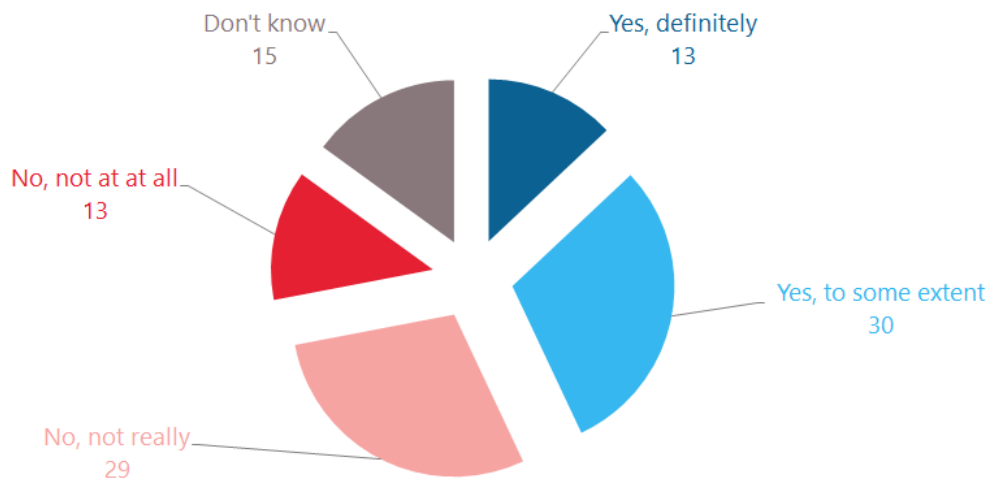
Base: all respondents (N= 27,643)

3 Education about the genocide of the Jewish people, the Holocaust

Europeans are divided about the level of education about the Holocaust in national schools

More than four in ten Europeans consider that the Holocaust is sufficiently taught in the schools of their country (43%, including 13% answering “yes, definitely”)¹⁶. However, a similar proportion consider that the Holocaust is not sufficiently taught in national schools (42%, with 13% saying “no, not at all”). Lastly, 15% say that they “don’t know”.

QD7 Generally speaking, do you think that the Holocaust is sufficiently taught or not in (NATIONALITY) schools?
(% - EU)



Base: all respondents (N= 27,643)

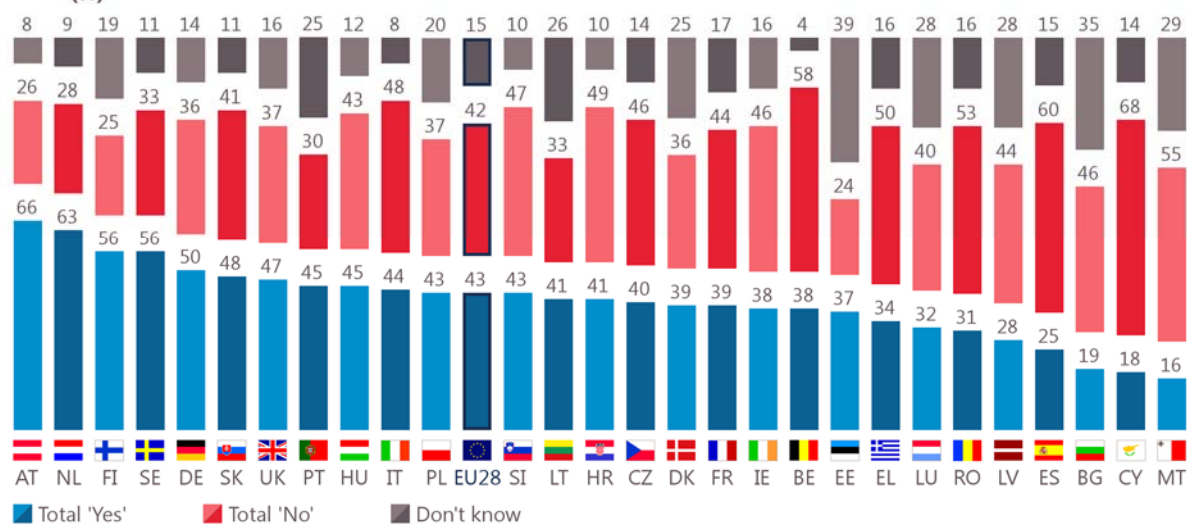
¹⁶ QD7. Generally speaking, do you think that the Holocaust is sufficiently taught or not in (NATIONALITY) schools?

In 13 EU Member States, a majority of respondents think that the Holocaust is sufficiently taught in schools in their country. Respondents in Austria (66% total “yes”), the Netherlands (63%), and Finland and Sweden (both 56%) are the most likely to share this opinion.

However, only a minority in 15 countries consider that education about the Holocaust is sufficient, with the lowest proportions in Malta (16% total “yes” vs 55% total “no”), Cyprus (18% vs 68%) and Bulgaria (19% vs 46%).

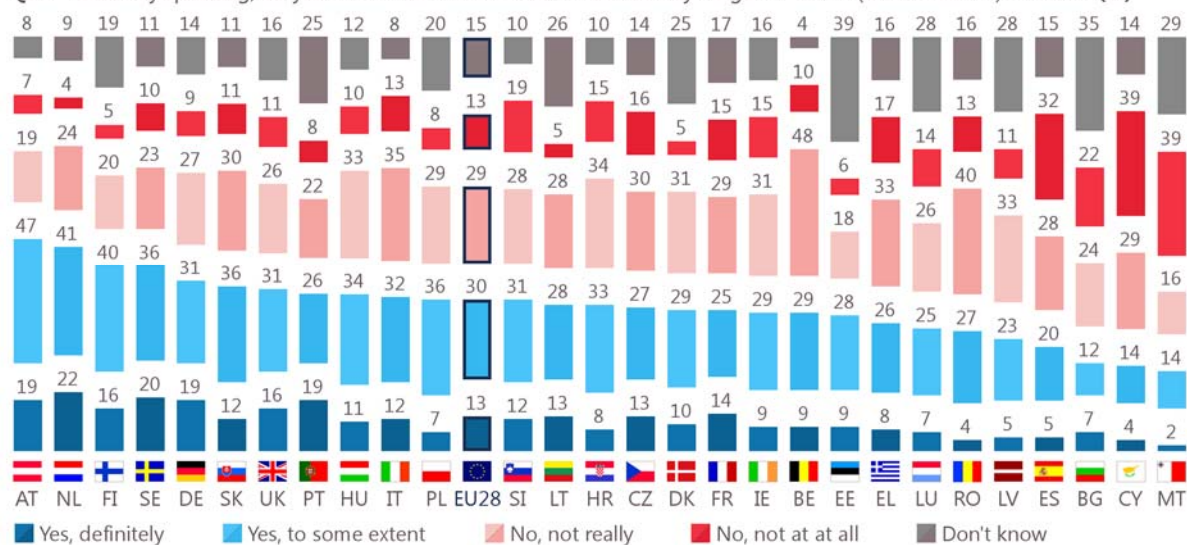
More than a third of respondents “don’t know” in Estonia (39%) and Bulgaria (35%).

QD7 Generally speaking, do you think that the Holocaust is sufficiently taught or not in (NATIONALITY) schools? (%)



Base: all respondents (N= 27,643)

QD7 Generally speaking, do you think that the Holocaust is sufficiently taught or not in (NATIONALITY) schools? (%)









Base: all respondents (N= 27,643)

A socio-demographic analysis shows that respondents who believe that the Holocaust is sufficiently taught in national schools are more likely to be:

- Men (46%, compared with 40% of women);
- Aged 15-39 (49%), particularly when compared with respondents aged 55 and over (37%);
- Those who completed their full-time education aged 20 or over (48%), compared with those who finished aged 15 or under (29%);
- Managers (59%) and students (55%), particularly when compared with house persons (31%);
- Those who experience the least financial difficulties (45%), particularly compared with those who have difficulties paying bills most of the time (36%);
- Respondents who place themselves in the upper class (63%), compared with those who say they are working class (32%);
- Those with friends or acquaintances who are Jewish (50%) or Muslim (48%), compared with those who have Christian friends (44%) and particularly with those with no friends or acquaintances of any religion or ethnic origin other than their own (34%);
- Europeans who belong to a minority where they live (45%), particularly an ethnic minority (50%), compared with respondents who are not part of a minority (41%).

QD7 Generally speaking, do you think that the Holocaust is sufficiently taught or not in (NATIONALITY) schools?

(% - EU)

	Total 'Yes'	Total 'No'
EU28	43	42
 Gender		
Man	46	40
Woman	40	45
 Age		
15-24	49	44
25-39	49	40
40-54	44	44
55 +	37	42
 Education (End of)		
15-	29	46
16-19	41	44
20+	48	40
Still studying	55	40
 Socio-professional category		
Self-employed	48	41
Managers	59	34
Other white collars	47	44
Manual workers	39	45
House persons	31	50
Unemployed	37	46
Retired	35	42
Students	55	40
 Difficulties paying bills		
Most of the time	36	47
From time to time	41	45
Almost never/ Never	45	41
 Consider belonging to		
The working class	32	46
The lower middle class	44	43
The middle class	46	43
The upper middle class	57	36
The upper class	63	29
Friends or acquaintances		
Jewish	50	39
Muslim	48	41
Christian	44	42
None	34	46
Member of a minority group		
Ethnic minority	50	35
Religious minority	45	43
Total "belonging to a minority"	45	42
None	41	44

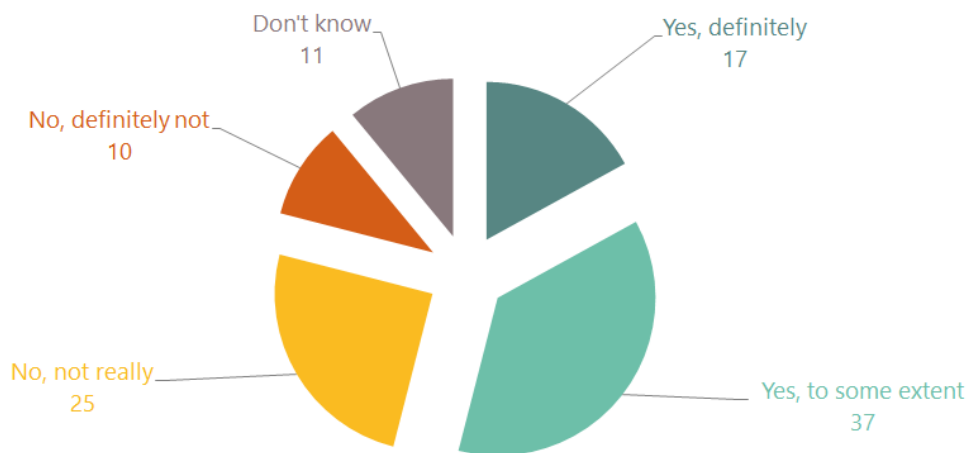
Base: all respondents (N= 27,643)

III. THE INFLUENCE OF CONFLICTS IN THE MIDDLE EAST

More than half of Europeans think that conflicts in the Middle East influence the way Jewish people are perceived in their country

More than half the respondents consider that conflicts in the Middle East influence the way Jewish people are perceived in their country (54%)¹⁷, including nearly a fifth who answer “yes, definitely” (17%). Conversely, more than a third believe that these conflicts have no influence on perceptions of Jewish people in their country (35%). Slightly more than a tenth “don’t know” (11%).

QD5 Do you think that conflicts in the Middle East have an influence or not on the way (NATIONALITY) Jewish people are perceived by people in (OUR COUNTRY)? (% - EU)



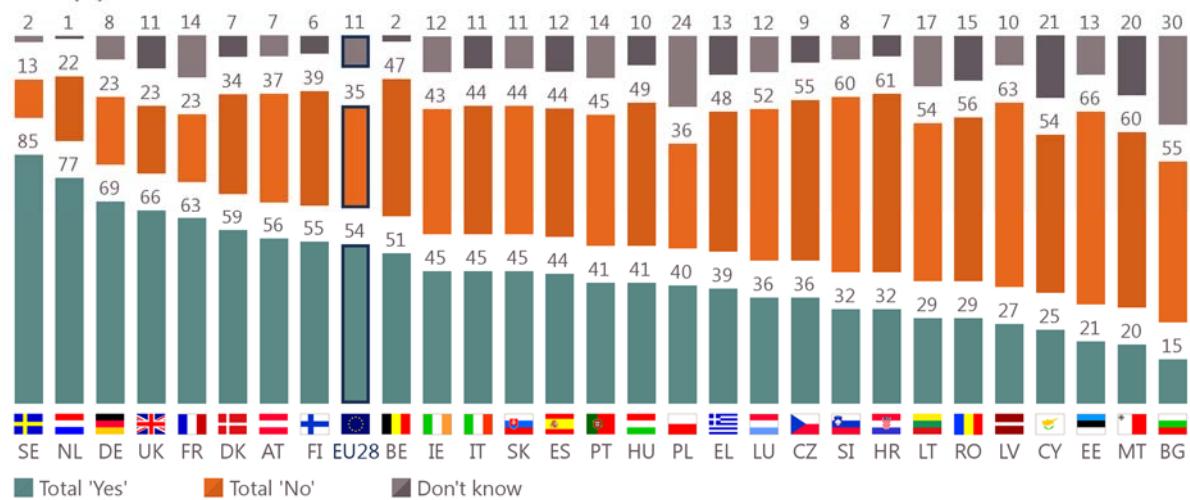
Base: all respondents (N= 27,643)

¹⁷ QD5. Do you think that conflicts in the Middle East have an influence or not on the way (NATIONALITY) Jewish people are perceived by people in (OUR COUNTRY)? In case respondents required a clarification, interviewers were asked to say the following: “conflicts in the Middle East” refers to the Israeli-Palestinian conflict.

In 13 EU Member States, a majority think that conflicts in the Middle East influence the way Jewish people are perceived by people in their country, with the highest proportions observed in Sweden (85% total “yes”), the Netherlands (77%) and Germany (69%). More than a fifth of respondents believe that conflicts in the Middle East “definitely” have an influence in Sweden (42% “yes, definitely”), the Netherlands (31%), France (25%), the United Kingdom (24%) and Germany (23%).

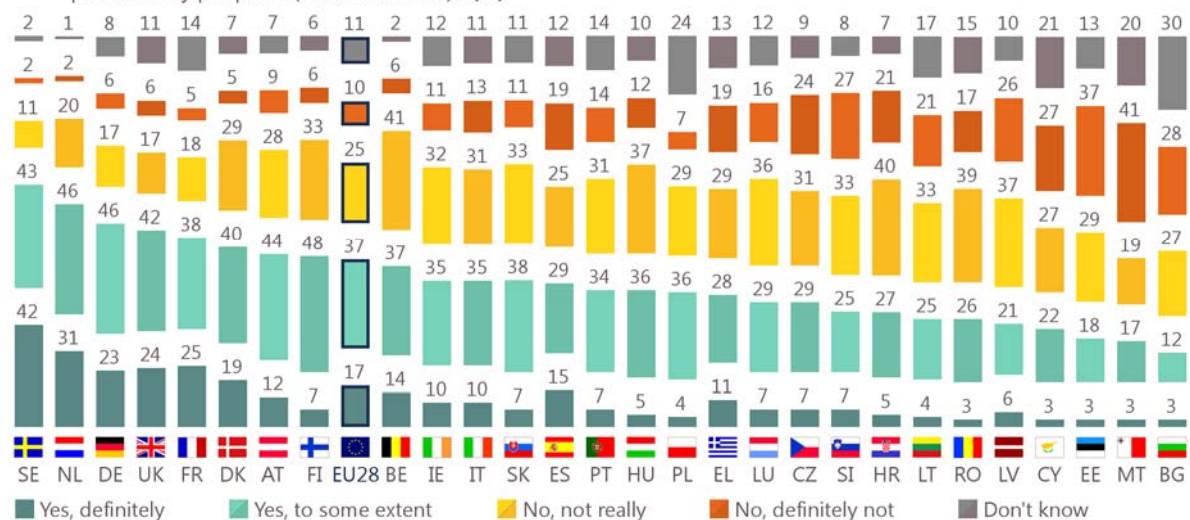
However, in 14 EU Member States, only a minority think that conflicts in the Middle East have an influence on the way Jewish people are perceived by people in their country with the lowest scores in Bulgaria (15%), Malta (20%) and Estonia (21%). Respondents in Spain are evenly divided (44% total “yes” vs 44% total “no”).

QD5 Do you think that conflicts in the Middle East have an influence or not on the way (NATIONALITY) Jewish people are perceived by people in (OUR COUNTRY)? (%)



Base: all respondents (N= 27,643)

QD5 Do you think that conflicts in the Middle East have an influence or not on the way (NATIONALITY) Jewish people are perceived by people in (OUR COUNTRY)? (%)







Base: all respondents (N= 27,643)

A socio-demographic analysis shows that, in all socio-demographic categories, a majority of respondents think that conflicts in the Middle East influence the way Jewish people are perceived by people in their country:

- This opinion is more widespread among respondents who completed their full-time education aged 20 or over (61%), managers (67%), respondents who see themselves as upper middle class (65%), those positioned on the left in the political scale (62%), Europeans with friends or acquaintances who are Jewish (68%) or Muslim (63%), and those belonging to a minority where they live (60%);
- However, it is less widespread among Europeans who completed their full-time education aged 15 or under (44%), house persons (43%), unemployed people (47%) and respondents who say they belong to the working class (46%);
- Lastly, this is the minority view among Europeans friends or acquaintances of any religion or ethnic origin other than their own (38% vs 45%).

QD5 Do you think that conflicts in the Middle East have an influence or not on the way (NATIONALITY) Jewish people are perceived by people in (OUR COUNTRY)?
(% - EU)

	Total 'Yes'	Total 'No'	Don't know
EU28	54	35	11
 Education (End of)			
15-	44	38	18
16-19	51	36	13
20+	61	32	7
Still studying	58	33	9
 Socio-professional category			
Self-employed	53	39	8
Managers	67	30	3
Other white collars	55	37	8
Manual workers	50	38	12
House persons	43	40	17
Unemployed	47	37	16
Retired	53	32	15
Students	58	33	9
 Consider belonging to			
The working class	46	36	18
The lower middle class	56	34	10
The middle class	58	35	7
The upper middle class	65	32	3
The upper class	55	35	10
 Left-right political scale			
Left	62	31	7
Centre	56	35	9
Right	53	39	8
Friends or acquaintances			
Jewish	68	27	5
Muslim	63	29	8
Christian	55	34	11
None	38	45	17
Member of a minority group			
Ethnic minority	58	31	11
Religious minority	60	34	6
Total "belonging to a minority"	60	32	8
None	52	36	12

Base: all respondents (N= 27,643)

CONCLUSION

This survey shows that a majority of Europeans see antisemitism as a problem in their country. Slightly more than a third of Europeans say that antisemitism has increased in their country over the past five years. However, almost two-thirds of Europeans do not think that antisemitism has increased: 39% say it stayed the same, 10% that it decreased and 15% have no opinion.

More than half of respondents say that the most problematic manifestation of antisemitism in their country is Holocaust denial, slightly ahead of antisemitism on the Internet and online social networks, antisemitic graffiti or vandalism, and hostility and threats towards Jews in public places.

More than two-thirds of Europeans do not feel that people are well informed about Jewish communities in their country, in particular about their history, customs and practices. However, majorities of Europeans are aware that it is a criminal offence to incite to violence or hatred and to deny the Holocaust in the European Union, although a high proportion “don’t know”. Education about Holocaust is widely seen as an important factor in prevention of antisemitism. This survey shows that Europeans are divided about the level of education about the Holocaust in their national schools: about four in ten believe that the genocide of the Jewish people is sufficiently taught at schools, whereas a similar proportion disagree.

Lastly, nearly six in ten Europeans believe that conflicts in the Middle East influence the way Jewish people are perceived by people in their country.

Overall, the national analysis reveals that respondents are particularly concerned about antisemitism and its manifestations in Sweden and France. These are the two countries where more than a third of respondents say they have Jewish friends or acquaintances. Concerns about antisemitism are also widespread in Germany, the Netherlands, the United Kingdom, Italy, Belgium and Austria.

The socio-demographic analysis illustrates that those who remained in education longer are consistently more worried about antisemitism and its manifestations. This is also the case among respondents who might be personally affected: those with Jewish friends or acquaintances, and those who consider that they belong to a minority.

TECHNICAL SPECIFICATIONS

Between the 4th and the 20th December 2018, Kantar Public carried out the wave 90.4 of the EUROBAROMETER survey, on request of the EUROPEAN COMMISSION, Directorate-General for Communication, “Media Monitoring and Eurobarometer” Unit.

The wave 90.4 covers the population of the respective nationalities of the European Union Member States, resident in each of the 28 Member States and aged 15 years and over.

	COUNTRIES	INSTITUTES	N° INTERVIEWS	FIELDWORK DATES		POPULATION 15+	PROPORTION EU28
BE	Belgium	Kantar Belgium (Kantar TNS)	1,079	04/12/2018	17/12/2018	9,693,779	2.25%
BG	Bulgaria	Kantar TNS BBSS	1,034	04/12/2018	16/12/2016	6,537,535	1.52%
CZ	Czechia	Kantar CZ	1,008	04/12/2018	17/12/2018	9,238,431	2.14%
DK	Denmark	Kantar Gallup	1,004	04/12/2018	19/12/2018	4,838,729	1.12%
DE	Germany	Kantar Deutschland	1,526	05/12/2018	19/12/2018	70,160,634	16.26%
EE	Estonia	Kantar Emor	1,004	04/12/2018	17/12/2018	1,160,064	0.27%
IE	Ireland	Behaviour & Attitudes	1,001	04/12/2018	20/12/2018	3,592,162	0.83%
EL	Greece	Taylor Nelson Sofres Market Research	1,016	05/12/2018	16/12/2018	9,937,810	2.30%
ES	Spain	TNS Investigación de Mercados y Opinión	1,007	05/12/2018	17/12/2018	39,445,245	9.14%
FR	France	Kantar Public France	1,014	04/12/2018	18/12/2018	54,097,255	12.54%
HR	Croatia	Hendal	1,010	05/12/2018	16/12/2018	3,796,476	0.88%
IT	Italy	Kantar Italia	1,008	04/12/2018	16/12/2018	52,334,536	12.13%
CY	Rep. Of Cyprus	CYMAR Market Research	499	04/12/2018	16/12/2018	741,308	0.17%
LV	Latvia	Kantar TNS Latvia	1,002	05/12/2018	18/12/2018	1,707,082	0.40%
LT	Lithuania	TNS LT	1,007	04/12/2018	17/12/2018	2,513,384	0.58%
LU	Luxembourg	ILReS	501	04/12/2018	15/12/2018	457,127	0.11%
HU	Hungary	Kantar Hoffmann	1,047	05/12/2018	17/12/2018	8,781,161	2.04%
MT	Malta	MISCO International	506	04/12/2018	19/12/2018	364,171	0.08%
NL	Netherlands	TNS NIPO	1,044	05/12/2018	17/12/2018	13,979,215	3.24%
AT	Austria	Das Österreichische Gallup Institut	1,033	04/12/2018	17/12/2018	7,554,711	1.75%
PL	Poland	Kantar Polska	1,011	05/12/2018	17/12/2018	33,444,171	7.75%
PT	Portugal	Marktest – Marketing, Organização e Formação	1,012	04/12/2018	16/12/2018	8,480,126	1.97%
RO	Romania	Centrul Pentru Studierea Opiniei si Pietei (CSOP)	1,063	06/12/2018	16/12/2018	16,852,701	3.91%
SI	Slovenia	Mediana DOO	1,026	04/12/2018	16/12/2018	1,760,032	0.41%
SK	Slovakia	Kantar Slovakia	1,013	05/12/2018	16/12/2018	4,586,024	1.06%
FI	Finland	Kantar TNS Oy	1,030	04/12/2018	18/12/2018	4,747,810	1.10%
SE	Sweden	Kantar Sifo	1,072	04/12/2018	17/12/2018	7,998,763	1.85%
UK	United Kingdom	Kantar UK Limited	1,066	05/12/2018	19/12/2018	52,651,777	12.20%
		TOTAL EU28	27,643	04/12/2018	20/12/2018	431,452,219	100%

The basic sample design applied in all states is a multi-stage, random (probability) one. In each country, a number of sampling points was drawn with probability proportional to population size (for a total coverage of the country) and to population density.

In order to do so, the sampling points were drawn systematically from each of the "administrative regional units", after stratification by individual unit and type of area. They thus represent the whole territory of the countries surveyed according to the EUROSTAT NUTS II (or equivalent) and according to the distribution of the resident population of the respective nationalities in terms of metropolitan, urban and rural areas.

In each of the selected sampling points, a starting address was drawn, at random. Further addresses (every Nth address) were selected by standard "random route" procedures, from the initial address. In each household, the respondent was drawn, at random (following the "closest birthday rule"). All interviews were conducted face-to-face in people's homes and in the appropriate national language. As far as the data capture is concerned, CAPI (*Computer Assisted Personal Interview*) was used in those countries where this technique was available.

For each country, a comparison between the sample and the universe was carried out. The Universe description was derived from Eurostat population data or from national statistics offices. For all countries surveyed, a national weighting procedure, using marginal and intercellular weighting, was carried out based on this Universe description. In all countries, gender, age, region and size of locality were introduced in the iteration procedure. For international weighting (i.e. EU averages), Kantar Public applies the official population figures as provided by EUROSTAT or national statistic offices. The total population figures for input in this post-weighting procedure are listed here.

Readers are reminded that survey results are estimations, the accuracy of which, everything being equal, rests upon the sample size and upon the observed percentage. With samples of about 1,000 interviews, the real percentages vary within the following confidence limits:

Statistical Margins due to the sampling process
(at the 95% level of confidence)

various sample sizes are in rows

various observed results are in columns

	5%	10%	15%	20%	25%	30%	35%	40%	45%	50%	
	95%	90%	85%	80%	75%	70%	65%	60%	55%	50%	
N=50	6.0	8.3	9.9	11.1	12.0	12.7	13.2	13.6	13.8	13.9	N=50
N=500	1.9	2.6	3.1	3.5	3.8	4.0	4.2	4.3	4.4	4.4	N=500
N=1000	1.4	1.9	2.2	2.5	2.7	2.8	3.0	3.0	3.1	3.1	N=1000
N=1500	1.1	1.5	1.8	2.0	2.2	2.3	2.4	2.5	2.5	2.5	N=1500
N=2000	1.0	1.3	1.6	1.8	1.9	2.0	2.1	2.1	2.2	2.2	N=2000
N=3000	0.8	1.1	1.3	1.4	1.5	1.6	1.7	1.8	1.8	1.8	N=3000
N=4000	0.7	0.9	1.1	1.2	1.3	1.4	1.5	1.5	1.5	1.5	N=4000
N=5000	0.6	0.8	1.0	1.1	1.2	1.3	1.3	1.4	1.4	1.4	N=5000
N=6000	0.6	0.8	0.9	1.0	1.1	1.2	1.2	1.2	1.3	1.3	N=6000
N=7000	0.5	0.7	0.8	0.9	1.0	1.1	1.1	1.1	1.2	1.2	N=7000
N=7500	0.5	0.7	0.8	0.9	1.0	1.0	1.1	1.1	1.1	1.1	N=7500
N=8000	0.5	0.7	0.8	0.9	0.9	1.0	1.0	1.1	1.1	1.1	N=8000
N=9000	0.5	0.6	0.7	0.8	0.9	0.9	1.0	1.0	1.0	1.0	N=9000
N=10000	0.4	0.6	0.7	0.8	0.8	0.9	0.9	1.0	1.0	1.0	N=10000
N=11000	0.4	0.6	0.7	0.7	0.8	0.9	0.9	0.9	0.9	0.9	N=11000
N=12000	0.4	0.5	0.6	0.7	0.8	0.8	0.9	0.9	0.9	0.9	N=12000
N=13000	0.4	0.5	0.6	0.7	0.7	0.8	0.8	0.8	0.9	0.9	N=13000
N=14000	0.4	0.5	0.6	0.7	0.7	0.8	0.8	0.8	0.8	0.8	N=14000
N=15000	0.3	0.5	0.6	0.6	0.7	0.7	0.8	0.8	0.8	0.8	N=15000
	5%	10%	15%	20%	25%	30%	35%	40%	45%	50%	
	95%	90%	85%	80%	75%	70%	65%	60%	55%	50%	

QUESTIONNAIRE

READ OUT: Antisemitism describes hostile, discriminatory or violent attitudes and actions towards Jewish people or people perceived as "Jewish". Antisemitism assigns certain negative characteristics to Jewish people collectively blaming them for the world's ills.

Q1 Do you think antisemitism is a problem or not in (OUR COUNTRY)?

(SHOW SCREEN – READ OUT – ONE ANSWER ONLY)

- A very important problem 1,
- A fairly important problem 2,
- Not really a problem 3,
- Not a problem at all 4,
- DK 5

Q2 Over the past five years, do you think antisemitism has increased, stayed the same or decreased in (OUR COUNTRY)?

(SHOW SCREEN – READ OUT – ROTATE – ONE ANSWER ONLY)

- Increased 1,
- Decreased 2,
- Stayed the same 3,
- DK 4

Q3 More precisely, do you think that each of the following situation is a problem or not in (OUR COUNTRY)?

(SHOW SCREEN – READ OUT – ONE ANSWER PER LINE)

		A very important problem	A fairly important problem	Not really a problem	Not a problem at all	DK
1	Antisemitic graffiti or vandalism of Jewish buildings or institutions	1	2	3	4	5
2	Physical attacks against Jewish people	1	2	3	4	5
3	Expressions of hostility and threats towards Jewish people in the street or other public places	1	2	3	4	5
4	Antisemitism in the media	1	2	3	4	5
5	Antisemitism in political life	1	2	3	4	5
6	Antisemitism on the Internet, including online social networks	1	2	3	4	5
7	Antisemitism in schools and universities	1	2	3	4	5
8	People denying the genocide of the Jewish people, the Holocaust	1	2	3	4	5
9	Desecration of Jewish cemeteries	1	2	3	4	5

Q4 Overall, to what extent do you think that in (OUR COUNTRY) people are well informed or not about the history, customs and practices of (NATIONALITY) Jewish people?

(READ OUT – ONE ANSWER ONLY)

- Very well informed 1,
- Fairly well informed 2,
- Not very well informed 3,
- Not at all informed 4,
- DK 5

Q5 Do you think that conflicts in the Middle East have an influence or not on the way (NATIONALITY) Jewish people are perceived by people in (OUR COUNTRY)?

(SHOW SCREEN – READ OUT – ONE ANSWER ONLY)

- Yes, definitely 1,
- Yes, to some extent 2,
- No, not really 3,
- No, definitely not 4,
- DK 5

Q6 As far as you know, is there a law in (OUR COUNTRY):

(SHOW SCREEN – READ OUT – ONE ANSWER PER LINE)

		Yes, definitely	Yes, probably	No, probably not	Not, definitely not	DK
1	... that criminalises incitement to violence or hatred against Jewish people	1	2	3	4	5
2	... that criminalises the denial of the Holocaust	1	2	3	4	5





























Q7 Generally speaking, do you think that the Holocaust is sufficiently taught or not in (NATIONALITY) schools?

(SHOW SCREEN – READ OUT – MULTIPLE ANSWERS POSSIBLE)






























- Yes, definitely 1,
- Yes, to some extent 2,
- No, not really 3,
- No, not at all 4,
- DK 5

TABLES






























QD1 Do you think antisemitism is a problem or not in (OUR COUNTRY)?
(%)

		A very important problem	A fairly important problem	Not really a problem	Not a problem at all	Don't know	Total 'A problem'	Total 'Not a problem'
EU28		15	35	27	16	7	50	43
BE		11	39	39	10	1	50	49
BG		2	8	19	45	26	10	64
CZ		8	20	38	27	7	28	65
DK		7	36	37	14	6	43	51
DE		23	43	24	5	5	66	29
EE		1	5	36	50	8	6	86
IE		4	17	40	29	10	21	69
EL		2	22	31	37	8	24	68
ES		5	17	31	40	7	22	71
FR		27	45	17	7	4	72	24
HR		4	24	36	31	5	28	67
IT		16	42	23	12	7	58	35
CY		3	11	23	50	13	14	73
LV		1	13	45	34	7	14	79
LT		3	17	38	37	5	20	75
LU		3	16	48	25	8	19	73
HU		6	39	36	14	5	45	50
MT		3	15	21	47	14	18	68
NL		14	51	30	4	1	65	34
AT		12	35	38	8	7	47	46
PL		5	36	34	12	13	41	46
PT		1	9	44	33	13	10	77
RO		2	21	30	37	10	23	67
SI		4	12	30	45	9	16	75
SK		3	17	36	34	10	20	70
FI		2	15	52	24	7	17	76
SE		37	44	13	4	2	81	17
UK		24	38	22	8	8	62	30

QD2 Over the past five years, do you think antisemitism has increased, stayed the same or decreased in (OUR COUNTRY)? (%)






























		Increased	Decreased	Stayed the same	Don't know
EU28		36	10	39	15
BE		36	13	48	3
BG		2	11	37	50
CZ		13	17	57	13
DK		50	8	34	8
DE		61	3	27	9
EE		7	7	60	26
IE		14	10	53	23
EL		13	17	52	18
ES		17	6	58	19
FR		51	6	31	12
HR		13	19	54	14
IT		31	18	38	13
CY		8	13	47	32
LV		7	20	55	18
LT		6	21	63	10
LU		19	6	54	21
HU		26	22	44	8
MT		17	6	58	19
NL		55	7	33	5
AT		33	13	44	10
PL		18	18	43	21
PT		4	14	57	25
RO		6	29	40	25
SI		12	9	62	17
SK		15	9	58	18
FI		32	3	49	16
SE		73	3	19	5
UK		44	7	33	16

QD3.1 More precisely, do you think that each of the following situation is a problem or not in (OUR COUNTRY)?
Antisemitic graffiti or vandalism of Jewish buildings or institutions (%)






























		A very important problem	A fairly important problem	Not really a problem	Not a problem at all	Don't know	Total 'A problem'	Total 'Not a problem'
EU28		20	31	23	17	9	51	40
BE		15	37	32	12	4	52	44
BG		4	11	13	47	25	15	60
CZ		16	20	29	26	9	36	55
DK		12	26	34	16	12	38	50
DE		23	39	24	5	9	62	29
EE		1	7	20	63	9	8	83
IE		7	11	27	42	13	18	69
EL		10	21	25	37	7	31	62
ES		6	15	26	43	10	21	69
FR		45	35	11	2	7	80	13
HR		10	20	31	34	5	30	65
IT		20	40	21	13	6	60	34
CY		5	13	11	63	8	18	74
LV		3	10	24	53	10	13	77
LT		5	18	31	40	6	23	71
LU		4	11	36	36	13	15	72
HU		15	29	30	19	7	44	49
MT		1	3	11	67	18	4	78
NL		18	47	25	4	6	65	29
AT		14	30	33	17	6	44	50
PL		13	32	26	19	10	45	45
PT		6	11	23	49	11	17	72
RO		12	28	24	27	9	40	51
SI		7	10	26	49	8	17	75
SK		6	18	21	41	14	24	62
FI		2	10	39	36	13	12	75
SE		43	35	10	6	6	78	16
UK		21	29	24	11	15	50	35

QD3.2 More precisely, do you think that each of the following situation is a problem or not in (OUR COUNTRY)?






























Physical attacks against Jewish people (%)

		A very important problem	A fairly important problem	Not really a problem	Not a problem at all	Don't know	Total 'A problem'	Total 'Not a problem'
EU28		25	25	22	20	8	50	42
BE		20	36	29	12	3	56	41
BG		7	9	12	54	18	16	66
CZ		19	13	24	36	8	32	60
DK		17	25	31	19	8	42	50
DE		30	34	22	6	8	64	28
EE		2	3	18	68	9	5	86
IE		6	12	26	43	13	18	69
EL		14	17	17	46	6	31	63
ES		9	12	25	45	9	21	70
FR		54	29	8	2	7	83	10
HR		11	16	27	43	3	27	70
IT		23	37	18	17	5	60	35
CY		7	11	10	65	7	18	75
LV		4	6	16	66	8	10	82
LT		5	12	25	54	4	17	79
LU		5	9	32	41	13	14	73
HU		19	25	26	24	6	44	50
MT		1	4	10	69	16	5	79
NL		21	29	37	7	6	50	44
AT		15	23	34	23	5	38	57
PL		15	23	29	23	10	38	52
PT		9	10	23	50	8	19	73
RO		20	23	20	29	8	43	49
SI		8	6	23	56	7	14	79
SK		6	13	17	51	13	19	68
FI		3	9	36	43	9	12	79
SE		49	24	13	6	8	73	19
UK		26	24	26	10	14	50	36

QD3.3 More precisely, do you think that each of the following situation is a problem or not in (OUR COUNTRY)?
Expressions of hostility and threats towards Jewish people in the street or other public places (%)






























		A very important problem	A fairly important problem	Not really a problem	Not a problem at all	Don't know	Total 'A problem'	Total 'Not a problem'
EU28		22	29	22	19	8	51	41
BE		18	41	28	11	2	59	39
BG		5	10	12	55	18	15	67
CZ		17	16	26	34	7	33	60
DK		15	23	33	20	9	38	53
DE		24	40	23	6	7	64	29
EE		2	5	19	67	7	7	86
IE		7	13	26	41	13	20	67
EL		11	19	21	43	6	30	64
ES		7	14	26	45	8	21	71
FR		47	33	11	2	7	80	13
HR		11	17	28	41	3	28	69
IT		24	37	19	15	5	61	34
CY		7	12	13	62	6	19	75
LV		3	8	20	61	8	11	81
LT		5	10	27	54	4	15	81
LU		4	10	33	40	13	14	73
HU		17	29	27	21	6	46	48
MT		2	6	11	64	17	8	75
NL		20	41	29	6	4	61	35
AT		16	27	31	21	5	43	52
PL		13	28	28	22	9	41	50
PT		7	12	21	52	8	19	73
RO		14	28	21	27	10	42	48
SI		8	7	25	53	7	15	78
SK		5	16	19	49	11	21	68
FI		3	12	36	39	10	15	75
SE		46	29	14	6	5	75	20
UK		24	27	24	11	14	51	35

QD3.4 More precisely, do you think that each of the following situation is a problem or not in (OUR COUNTRY)?
Antisemitism in the media (%)






























		A very important problem	A fairly important problem	Not really a problem	Not a problem at all	Don't know	Total 'A problem'	Total 'Not a problem'
EU28		16	25	27	22	10	41	49
BE		14	31	35	17	3	45	52
BG		4	8	9	57	22	12	66
CZ		11	17	25	39	8	28	64
DK		9	16	39	28	8	25	67
DE		15	28	36	13	8	43	49
EE		1	6	23	62	8	7	85
IE		7	16	28	37	12	23	65
EL		9	19	24	41	7	28	65
ES		7	12	28	44	9	19	72
FR		33	30	18	8	11	63	26
HR		9	20	31	35	5	29	66
IT		22	31	23	16	8	53	39
CY		6	15	13	58	8	21	71
LV		2	8	22	57	11	10	79
LT		4	11	31	48	6	15	79
LU		5	12	29	40	14	17	69
HU		17	30	30	17	6	47	47
MT		1	9	12	59	19	10	71
NL		14	26	40	15	5	40	55
AT		15	29	31	21	4	44	52
PL		9	27	30	22	12	36	52
PT		7	10	22	49	12	17	71
RO		15	24	24	27	10	39	51
SI		7	9	26	51	7	16	77
SK		5	16	26	40	13	21	66
FI		3	11	37	40	9	14	77
SE		29	23	26	17	5	52	43
UK		21	28	25	12	14	49	37

QD3.5 More precisely, do you think that each of the following situation is a problem or not in (OUR COUNTRY)?






























Antisemitism in political life (%)

		A very important problem	A fairly important problem	Not really a problem	Not a problem at all	Don't know	Total 'A problem'	Total 'Not a problem'
EU28		18	25	26	20	11	43	46
BE		13	33	34	16	4	46	50
BG		4	8	10	52	26	12	62
CZ		12	18	25	37	8	30	62
DK		10	13	36	29	12	23	65
DE		16	34	32	9	9	50	41
EE		1	5	20	62	12	6	82
IE		6	14	26	39	15	20	65
EL		9	21	23	39	8	30	62
ES		6	13	26	44	11	19	70
FR		32	27	20	7	14	59	27
HR		9	21	32	33	5	30	65
IT		19	31	26	16	8	50	42
CY		6	12	13	57	12	18	70
LV		2	9	21	55	13	11	76
LT		4	11	29	48	8	15	77
LU		4	9	31	39	17	13	70
HU		20	31	28	15	6	51	43
MT		1	5	9	66	19	6	75
NL		14	15	43	21	7	29	64
AT		16	30	29	20	5	46	49
PL		12	25	30	20	13	37	50
PT		6	10	23	49	12	16	72
RO		15	25	23	27	10	40	50
SI		7	8	27	50	8	15	77
SK		5	17	23	41	14	22	64
FI		3	9	33	44	11	12	77
SE		37	26	20	10	7	63	30
UK		26	30	21	9	14	56	30






























QD3.6 More precisely, do you think that each of the following situation is a problem or not in (OUR COUNTRY)?
Antisemitism on the Internet, including online social networks (%)

		A very important problem	A fairly important problem	Not really a problem	Not a problem at all	Don't know	Total 'A problem'	Total 'Not a problem'
EU28		24	27	18	15	16	51	33
BE		20	41	22	10	7	61	32
BG		5	7	10	47	31	12	57
CZ		12	21	27	26	14	33	53
DK		16	26	28	14	16	42	42
DE		33	34	14	3	16	67	17
EE		3	9	20	51	17	12	71
IE		9	20	22	30	19	29	52
EL		10	22	21	32	15	32	53
ES		9	17	22	36	16	26	58
FR		46	28	8	3	15	74	11
HR		9	25	29	29	8	34	58
IT		26	33	19	11	11	59	30
CY		7	16	15	45	17	23	60
LV		4	15	22	38	21	19	60
LT		5	16	27	38	14	21	65
LU		8	14	26	25	27	22	51
HU		16	30	26	17	11	46	43
MT		2	11	14	50	23	13	64
NL		27	39	18	3	13	66	21
AT		22	29	24	11	14	51	35
PL		12	28	26	18	16	40	44
PT		11	12	18	42	17	23	60
RO		14	28	22	24	12	42	46
SI		9	10	25	45	11	19	70
SK		6	20	22	34	18	26	56
FI		5	20	35	21	19	25	56
SE		50	28	7	4	11	78	11
UK		27	26	16	9	22	53	25






























QD3.7 More precisely, do you think that each of the following situation is a problem or not in (OUR COUNTRY)?
Antisemitism in schools and universities (%)

		A very important problem	A fairly important problem	Not really a problem	Not a problem at all	Don't know	Total 'A problem'	Total 'Not a problem'
EU28		19	24	24	20	13	43	44
BE		18	34	28	15	5	52	43
BG		6	8	9	52	25	14	61
CZ		14	16	23	37	10	30	60
DK		11	14	34	25	16	25	59
DE		18	30	29	6	17	48	35
EE		2	5	17	62	14	7	79
IE		7	12	25	40	16	19	65
EL		10	19	20	43	8	29	63
ES		8	12	25	44	11	20	69
FR		45	28	13	3	11	73	16
HR		10	17	29	39	5	27	68
IT		21	37	20	16	6	58	36
CY		7	12	13	60	8	19	73
LV		2	9	18	54	17	11	72
LT		4	9	25	50	12	13	75
LU		5	9	32	36	18	14	68
HU		15	25	26	25	9	40	51
MT		2	4	11	54	29	6	65
NL		14	23	38	14	11	37	52
AT		14	24	31	23	8	38	54
PL		10	21	30	25	14	31	55
PT		8	11	20	49	12	19	69
RO		17	23	22	27	11	40	49
SI		8	7	24	54	7	15	78
SK		5	13	19	47	16	18	66
FI		2	7	33	44	14	9	77
SE		36	21	18	10	15	57	28
UK		19	21	26	15	19	40	41






























QD3.8 More precisely, do you think that each of the following situation is a problem or not in (OUR COUNTRY)?
People denying the genocide of the Jewish people, the Holocaust (%)

		A very important problem	A fairly important problem	Not really a problem	Not a problem at all	Don't know	Total 'A problem'	Total 'Not a problem'
EU28		25	28	21	17	9	53	38
BE		23	34	26	13	4	57	39
BG		6	10	12	47	25	16	59
CZ		19	19	27	26	9	38	53
DK		19	18	30	25	8	37	55
DE		35	36	21	3	5	71	24
EE		2	7	22	58	11	9	80
IE		7	14	24	40	15	21	64
EL		11	26	22	34	7	37	56
ES		7	14	25	41	13	21	66
FR		51	27	11	2	9	78	13
HR		14	23	27	31	5	37	58
IT		24	37	20	12	7	61	32
CY		9	17	12	53	9	26	65
LV		4	14	24	45	13	18	69
LT		6	13	32	42	7	19	74
LU		10	8	29	32	21	18	61
HU		17	29	28	20	6	46	48
MT		2	4	10	63	21	6	73
NL		27	29	33	8	3	56	41
AT		20	29	28	15	8	49	43
PL		14	29	24	24	9	43	48
PT		6	13	20	48	13	19	68
RO		11	28	25	26	10	39	51
SI		9	10	25	47	9	19	72
SK		9	23	20	35	13	32	55
FI		5	14	31	39	11	19	70
SE		60	19	12	6	3	79	18
UK		27	26	20	12	15	53	32

QD3.9 More precisely, do you think that each of the following situation is a problem or not in (OUR COUNTRY)?
Desecration of Jewish cemeteries (%)

		A very important problem	A fairly important problem	Not really a problem	Not a problem at all	Don't know	Total 'A problem'	Total 'Not a problem'
EU28		25	25	21	19	10	50	40
BE		20	34	28	14	4	54	42
BG		8	10	10	45	27	18	55
CZ		24	20	26	24	6	44	50
DK		13	21	34	19	13	34	53
DE		27	36	22	5	10	63	27
EE		3	6	21	60	10	9	81
IE		5	13	25	43	14	18	68
EL		12	21	16	41	10	33	57
ES		8	8	24	47	13	16	71
FR		58	26	8	2	6	84	10
HR		11	19	26	39	5	30	65
IT		27	32	21	13	7	59	34
CY		8	12	9	63	8	20	72
LV		5	15	27	43	10	20	70
LT		8	22	27	37	6	30	64
LU		6	9	29	40	16	15	69
HU		18	29	27	19	7	47	46
MT		1	4	7	68	20	5	75
NL		20	31	30	9	10	51	39
AT		19	27	28	19	7	46	47
PL		15	26	28	21	10	41	49
PT		7	11	20	53	9	18	73
RO		17	27	21	26	9	44	47
SI		8	6	24	54	8	14	78
SK		10	19	22	37	12	29	59
FI		4	9	32	41	14	13	73
SE		46	27	11	7	9	73	18
UK		24	19	23	14	20	43	37

QD3T More precisely, do you think that each of the following situation is a problem or not in (OUR COUNTRY)?
(%)






























		None	1 to 3	4 to 6	7 to 9	All
EU28		20	16	17	37	24
BE		20	16	17	43	27
BG		44	8	6	10	7
CZ		34	19	12	24	18
DK		24	26	18	20	11
DE		7	20	27	43	22
EE		62	12	5	3	1
IE		43	16	7	15	11
EL		37	15	12	23	14
ES		50	12	8	14	11
FR		2	9	17	66	44
HR		41	17	14	20	14
IT		16	13	14	49	38
CY		48	15	4	17	11
LV		41	27	8	5	2
LT		46	22	7	11	8
LU		35	25	6	8	6
HU		23	19	16	35	24
MT		55	8	5	3	2
NL		8	27	33	29	14
AT		18	23	24	28	15
PL		26	18	16	29	18
PT		53	12	5	14	11
RO		27	12	21	28	16
SI		60	12	5	11	9
SK		43	17	9	16	11
FI		42	26	6	7	5
SE		4	13	22	58	35
UK		13	21	17	37	26

December 2018

Tables






























QD4 Overall, to what extent do you think that in (OUR COUNTRY) people are well informed or not about the history, customs and practices of (NATIONALITY) Jewish people?

(%)






























		Very well informed	Fairly well informed	Not very well informed	Not at all informed	Don't know	Total 'Well informed'	Total 'Not well informed'
EU28		3	24	52	16	5	27	68
BE		2	25	58	14	1	27	72
BG		4	19	37	22	18	23	59
CZ		4	27	49	16	4	31	65
DK		2	30	61	3	4	32	64
DE		2	20	61	13	4	22	74
EE		2	22	56	10	10	24	66
IE		5	25	41	22	7	30	63
EL		1	16	45	34	4	17	79
ES		1	9	48	38	4	10	86
FR		3	18	59	16	4	21	75
HR		2	29	43	22	4	31	65
IT		4	30	44	17	5	34	61
CY		1	6	35	51	7	7	86
LV		4	26	57	7	6	30	64
LT		4	42	42	6	6	46	48
LU		3	26	48	14	9	29	62
HU		3	35	48	10	4	38	58
MT		0	5	30	49	16	5	79
NL		4	33	57	5	1	37	62
AT		6	38	40	11	5	44	51
PL		2	37	44	7	10	39	51
PT		0	11	61	21	7	11	82
RO		1	23	50	17	9	24	67
SI		3	19	44	30	4	22	74
SK		2	27	46	18	7	29	64
FI		1	28	61	8	2	29	69
SE		5	33	54	6	2	38	60
UK		5	25	53	12	5	30	65

QD5 Do you think that conflicts in the Middle East have an influence or not on the way (NATIONALITY) Jewish people are perceived by people in (OUR COUNTRY)?






























(%)

		Yes, definitely	Yes, to some extent	No, not really	No, definitely not	Don't know	Total 'Yes'	Total 'No'
EU28		17	37	25	10	11	54	35
BE		14	37	41	6	2	51	47
BG		3	12	27	28	30	15	55
CZ		7	29	31	24	9	36	55
DK		19	40	29	5	7	59	34
DE		23	46	17	6	8	69	23
EE		3	18	29	37	13	21	66
IE		10	35	32	11	12	45	43
EL		11	28	29	19	13	39	48
ES		15	29	25	19	12	44	44
FR		25	38	18	5	14	63	23
HR		5	27	40	21	7	32	61
IT		10	35	31	13	11	45	44
CY		3	22	27	27	21	25	54
LV		6	21	37	26	10	27	63
LT		4	25	33	21	17	29	54
LU		7	29	36	16	12	36	52
HU		5	36	37	12	10	41	49
MT		3	17	19	41	20	20	60
NL		31	46	20	2	1	77	22
AT		12	44	28	9	7	56	37
PL		4	36	29	7	24	40	36
PT		7	34	31	14	14	41	45
RO		3	26	39	17	15	29	56
SI		7	25	33	27	8	32	60
SK		7	38	33	11	11	45	44
FI		7	48	33	6	6	55	39
SE		42	43	11	2	2	85	13
UK		24	42	17	6	11	66	23






























QD6.1 As far as you know, is there a law in (OUR COUNTRY):
... that criminalises incitement to violence or hatred against Jewish people (%)

		Yes, definitely	Yes, probably	No, probably not	Not, definitely not	Don't know	Total 'Yes'	Total 'No'
EU28		30	31	14	7	18	61	21
BE		28	39	21	6	6	67	27
BG		4	14	12	20	50	18	32
CZ		30	25	18	9	18	55	27
DK		38	24	11	8	19	62	19
DE		45	30	10	3	12	75	13
EE		14	22	14	11	39	36	25
IE		11	30	16	9	34	41	25
EL		5	24	23	13	35	29	36
ES		6	24	21	19	30	30	40
FR		41	33	8	3	15	74	11
HR		12	38	18	12	20	50	30
IT		21	36	17	11	15	57	28
CY		2	6	9	37	46	8	46
LV		20	38	9	6	27	58	15
LT		12	31	17	10	30	43	27
LU		21	33	8	7	31	54	15
HU		23	39	14	8	16	62	22
MT		6	21	16	16	41	27	32
NL		49	32	9	3	7	81	12
AT		35	43	11	3	8	78	14
PL		22	43	13	5	17	65	18
PT		14	27	19	10	30	41	29
RO		9	32	26	14	19	41	40
SI		7	21	23	25	24	28	48
SK		23	41	13	4	19	64	17
FI		41	32	13	5	9	73	18
SE		66	20	6	3	5	86	9
UK		42	27	10	4	17	69	14

QD6.2 As far as you know, is there a law in (OUR COUNTRY):
... that criminalises the denial of the Holocaust (%)

		Yes, definitely	Yes, probably	No, probably not	Not, definitely not	Don't know	Total 'Yes'	Total 'No'
EU28		18	24	22	12	24	42	34
BE		23	31	29	9	8	54	38
BG		3	8	15	21	53	11	36
CZ		21	24	23	10	22	45	33
DK		14	18	23	20	25	32	43
DE		42	20	16	7	15	62	23
EE		5	13	20	16	46	18	36
IE		5	19	25	11	40	24	36
EL		2	13	30	17	38	15	47
ES		3	15	25	21	36	18	46
FR		21	25	19	9	26	46	28
HR		9	30	25	15	21	39	40
IT		15	33	22	11	19	48	33
CY		1	4	10	37	48	5	47
LV		7	24	17	11	41	31	28
LT		4	24	22	13	37	28	35
LU		8	24	16	9	43	32	25
HU		20	33	19	10	18	53	29
MT		3	13	19	19	46	16	38
NL		17	22	31	11	19	39	42
AT		30	39	17	5	9	69	22
PL		17	40	17	6	20	57	23
PT		8	17	27	14	34	25	41
RO		6	27	30	16	21	33	46
SI		6	17	26	25	26	23	51
SK		19	40	16	4	21	59	20
FI		5	16	41	16	22	21	57
SE		7	8	40	35	10	15	75
UK		13	21	24	14	28	34	38

QD7 Generally speaking, do you think that the Holocaust is sufficiently taught or not in (NATIONALITY) schools? (%)

		Yes, definitely	Yes, to some extent	No, not really	No, not at all	Don't know	Total 'Yes'	Total 'No'
EU28		13	30	29	13	15	43	42
BE		9	29	48	10	4	38	58
BG		7	12	24	22	35	19	46
CZ		13	27	30	16	14	40	46
DK		10	29	31	5	25	39	36
DE		19	31	27	9	14	50	36
EE		9	28	18	6	39	37	24
IE		9	29	31	15	16	38	46
EL		8	26	33	17	16	34	50
ES		5	20	28	32	15	25	60
FR		14	25	29	15	17	39	44
HR		8	33	34	15	10	41	49
IT		12	32	35	13	8	44	48
CY		4	14	29	39	14	18	68
LV		5	23	33	11	28	28	44
LT		13	28	28	5	26	41	33
LU		7	25	26	14	28	32	40
HU		11	34	33	10	12	45	43
MT		2	14	16	39	29	16	55
NL		22	41	24	4	9	63	28
AT		19	47	19	7	8	66	26
PL		7	36	29	8	20	43	37
PT		19	26	22	8	25	45	30
RO		4	27	40	13	16	31	53
SI		12	31	28	19	10	43	47
SK		12	36	30	11	11	48	41
FI		16	40	20	5	19	56	25
SE		20	36	23	10	11	56	33
UK		16	31	26	11	16	47	37