




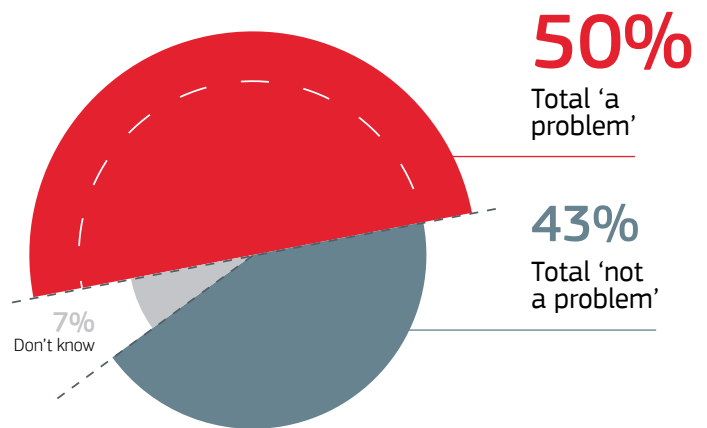
Perceptions of antisemitism

December 2018



THE PERCEPTION OF ANTISEMITISM AS A PROBLEM

Every other European **considers antisemitism as a problem** in their country. 4 in 10 Europeans consider it not to be an issue in their country.



This feeling that antisemitism is a problem is **more widespread** for those who...



have **Jewish friends or acquaintances**
64%



belong to a **minority**
60%



have **Muslim friends or acquaintances**
59%

In a few countries, **at least two thirds of people** see antisemitism as a problem



81%
Sweden



72%
France

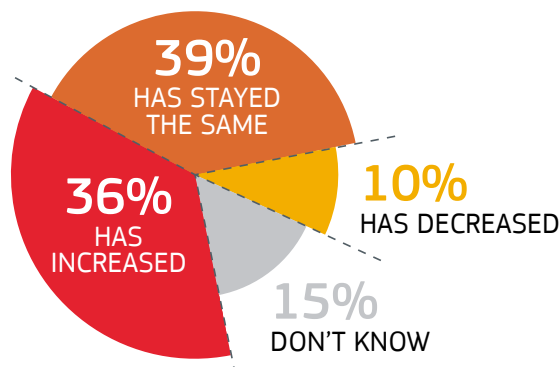


66%
Germany

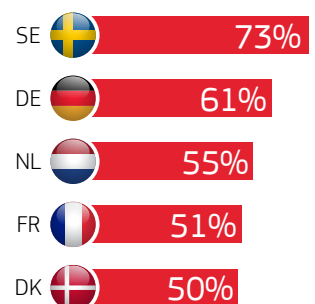
IS THE PROBLEM GETTING WORSE?



Only slightly over a third of Europeans perceive an increase in antisemitism. Close to two thirds do not perceive an increase. The share of "don't know" answers outweighs the share of "has decreased".



In five countries, at least half of the population think that **antisemitism has increased**





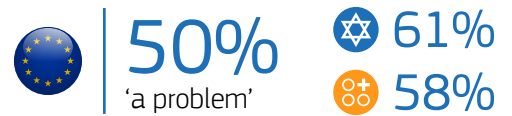
Perceptions of antisemitism

WHAT ARE THE MOST PROBLEMATIC MANIFESTATIONS OF ANTISEMITISM?

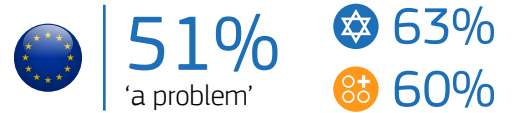
- Have Jewish friends or acquaintances
- Belong to a minority

The following manifestations of antisemitism **are seen as problems in their country** by an important share of Europeans. This is especially true for those who have Jewish friends or acquaintances and those who belong to a minority, in line with the idea that hatred against one group can spill over.

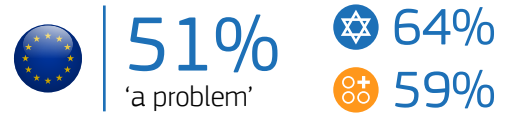
Physical attacks against Jewish people



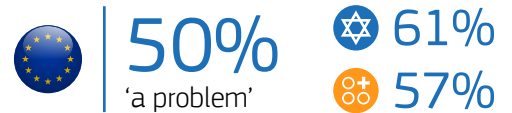
Expression of hostility & threats towards Jewish people in the street or other public places



Antisemitic graffiti or vandalism of Jewish buildings or institutions



Desecration of Jewish cemeteries



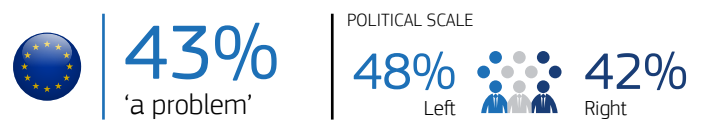
Antisemitism on the Internet, including online social networks



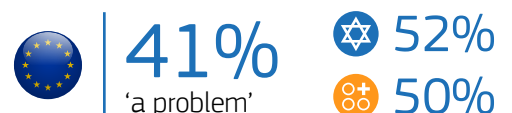
Antisemitism in schools & universities



Antisemitism in political life



Antisemitism in the media





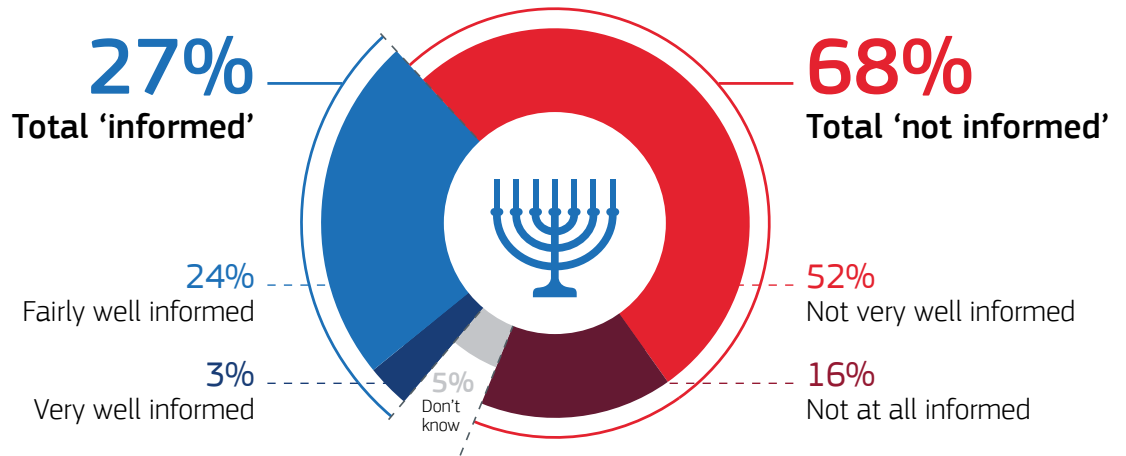
Perceptions of antisemitism



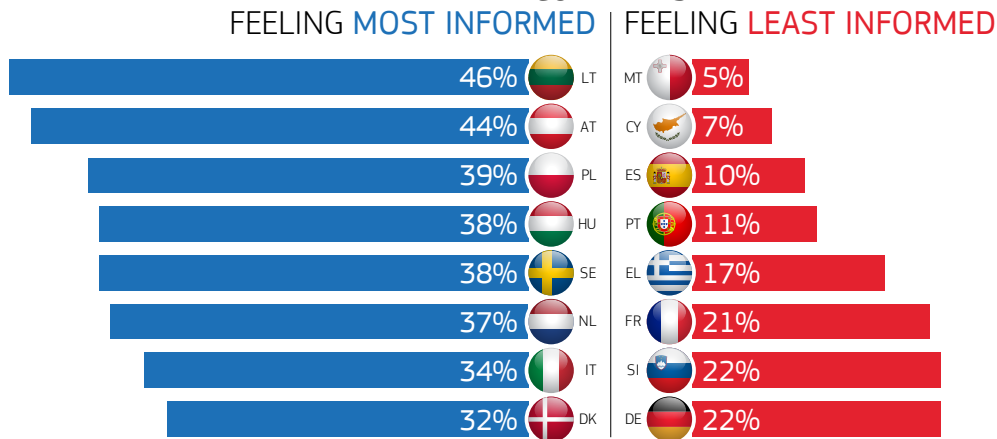
KNOWLEDGE OF JEWISH HISTORY, CUSTOMS AND PRACTICES

Only 3% of Europeans feel 'very well informed'. **68%** say they are 'not informed'

Have Jewish friends or acquaintances
Total 'informed'
31%

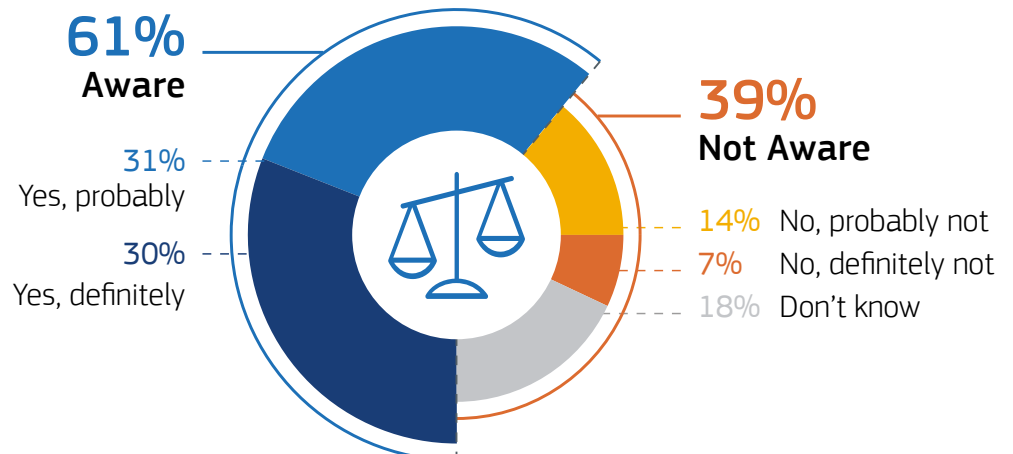


COUNTRIES



AWARENESS OF LEGISLATION

The majority of Europeans (**61%**) are **aware of national legislation criminalising incitement to violence or hatred against Jewish people**





Perceptions of antisemitism



EDUCATION ABOUT THE HOLOCAUST & HOLOCAUST DENIAL

Holocaust denial is perceived **as being a problem** in their country by more than half of Europeans (**53%**)

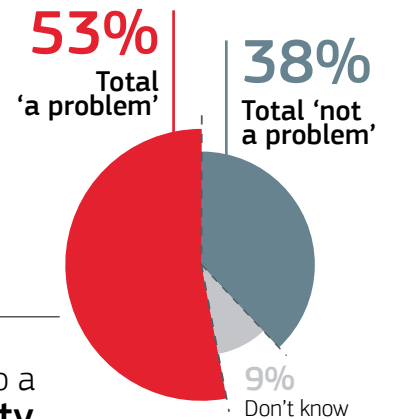
This is especially the case for those who...



have **Jewish friends or acquaintances**
65%



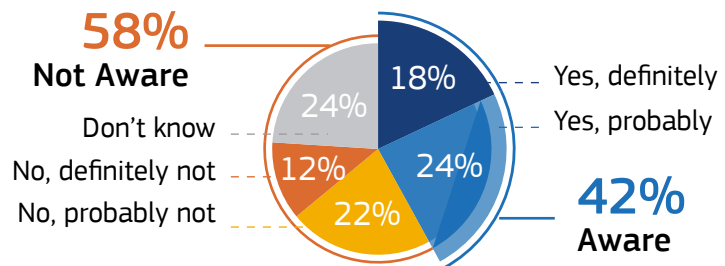
belong to a **minority**
60%



European law criminalises Holocaust denial across the EU



Yet, the majority of Europeans are unaware of legislation criminalising Holocaust denial in their country.



53% say **Holocaust denial** is a problem in their country

58% are **not aware** about legislation criminalising Holocaust denial

This opinion is most widespread in



79%



78%



71%

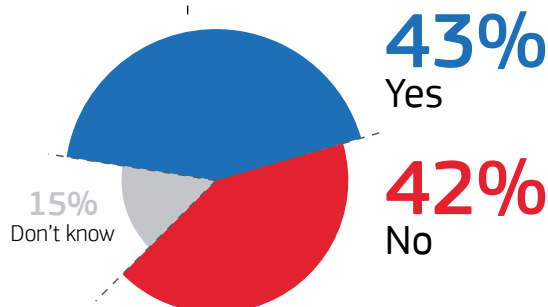
85%

54%

38%



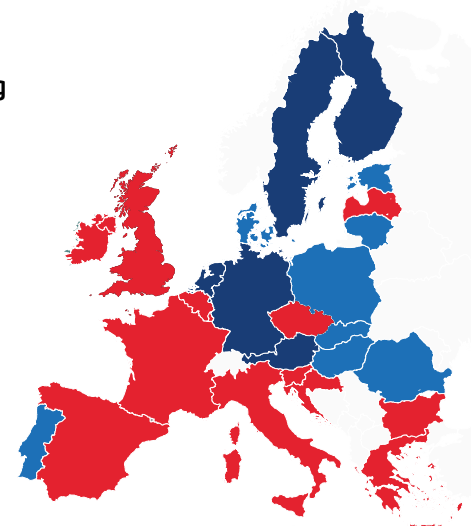
On average, only 4 in 10 Europeans think the Holocaust is sufficiently taught in schools



Among people who left school at the age of 15 or under, this is only **29%**

Holocaust teaching in schools

- Sufficiently taught** for at least half of the population
- Sufficiently taught** for a relative majority
- Not sufficiently taught** for a majority





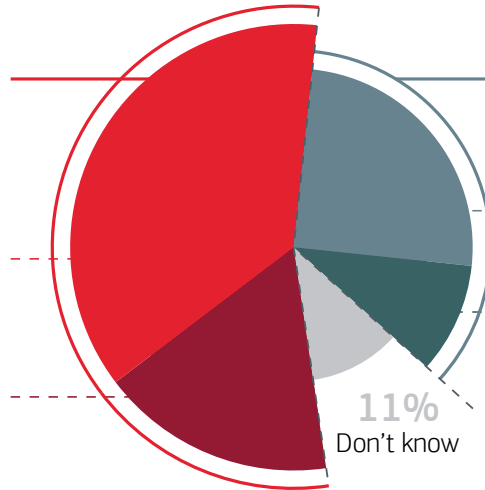
Perceptions of antisemitism

THE INFLUENCE OF THE MIDDLE EAST CONFLICT

A majority of Europeans (54%) say the conflicts in the Middle East have **an influence on the perception of Jewish people** in their country

54%
Total 'Yes'

37%
Yes, to some extent
17%
Yes, definitely



35%
Total 'No'

25%
No, not really
10%
No, definitely not

The longer respondents spend in education, the more likely they are to say it has an influence.

More left wing (62%) than right wing people (53%) say it has an influence.

STRONG INFLUENCE

End education 20+
61%



SLIGHT INFLUENCE

End education 15 or under
44%



Left wing
62%



Right wing
53%



There are large differences in perception of the influence of the Middle East conflict across countries

HIGHEST INFLUENCE



Sweden
85%



The Netherlands
77%



Germany
69%



United Kingdom
66%



France
63%

LOWEST INFLUENCE



Latvia
27%



Cyprus
25%



Estonia
21%



Malta
20%



Bulgaria
15%