



European
Commission

ISSN 2599-6312



DRAFT GENERAL BUDGET OF THE EUROPEAN UNION

for the financial year 2021

#EUBUDGET

Funding to international organisations

COM(2020) 300 - June 2020

Working Document Part IX

Budget

Printed by the Publications Office of the European Union in Luxembourg

The European Commission is not liable for any consequence stemming from the reuse of this publication.

Luxembourg: Publications Office of the European Union, 2020

© European Union, 2020



The reuse policy of European Commission documents is implemented based on Commission Decision 2011/833/EU of 12 December 2011 on the reuse of Commission documents (OJ L 330, 14.12.2011, p. 39). Except otherwise noted, the reuse of this document is authorised under a Creative Commons Attribution 4.0 International (CC-BY 4.0) licence (<https://creativecommons.org/licenses/by/4.0/>). This means that reuse is allowed provided appropriate credit is given and any changes are indicated.

For any use or reproduction of elements that are not owned by the European Union, permission may need to be sought directly from the respective rightholders.

All photos © European Union, unless otherwise stated.

Print	ISBN 978-92-76-16350-3		doi:10.2761/487006	KV-AO-20-009-EN-C
PDF	ISBN 978-92-76-16347-3	ISSN 2599-6312	doi:10.2761/118772	KV-AO-20-009-EN-N

DRAFT GENERAL BUDGET
of the European Union
for the financial year 2021

Working Document
Part IX

**Draft General Budget
of the European Union
for the Financial Year 2021**

**Working Document Part IX
Funding to international organisations**

The 2021 Draft Budget is accompanied by twelve ‘Working Documents’, as follows:

Part I: Programme Statements of operational expenditure

Working Document I contains, pursuant to Article 41(3)(h) of the Financial Regulation, Programme Statements, which are coherent with the current legal bases and provide details on the resources dedicated to each spending Programme for the period 2014-2020.

Part II: Commission Human Resources of the EU institutions and executive agencies

Working Document II presents information on the human resources of the EU institutions and executive agencies, and in particular for the Commission, both for the establishment plans and for external personnel and across all headings of the multiannual financial framework. Moreover, pursuant to Article 41(3)(b) of the Financial Regulation, it provides a summary table for the period 2014 – 2021 which shows the number of full-time equivalents for each category of staff and the related appropriations for all institutions and bodies referred to in Article 70 of the Financial Regulation.

Part III: Bodies set up by the European Union having legal personality

Working Document III presents detailed information relating to all decentralised agencies and Joint Undertakings, with a transparent presentation of revenue, expenditure and staff levels of various Union bodies, pursuant to Article 41(3)(c) of the Financial Regulation.

Part IV: Pilot projects and preparatory actions

Working Document IV presents information on all pilot projects and preparatory actions which have budget appropriations (commitments and/or payments) in the 2021 Draft Budget, pursuant to Article 41(3)(f) of the Financial Regulation.

Part V: Budget implementation and assigned revenue

Working Document V presents the budget implementation forecast for 2020, information on assigned revenue (implementation in 2019 and estimation for 2021), and a progress report on outstanding commitments (RAL) and managing potentially abnormal RAL (PAR) for 2019, pursuant to Article 41(3)(d) of the Financial Regulation.

Part VI: Commission Administrative Expenditure

Working Document VI encompasses administrative expenditure to be implemented by the Commission under the administrative heading of the multiannual financial framework (heading 7) in accordance with Article 317 of the Treaty on the Functioning of the European Union, as well as the budgets of the Offices (OP, OLAF, EPSO, OIB, OIL and PMO), pursuant to Article 41(3)(e) of the Financial Regulation.

Part VII: Commission buildings

Working Document VII presents information on buildings under Section III - Commission, pursuant to Article 266(1) of the Financial Regulation.

Part VIII: Expenditure related to the external action of the European Union

Working Document VIII presents information on human resources and expenditure related to the external action of the European Union, pursuant to Article 41(10) and (11) of the Financial Regulation.

Part IX: Funding to international organisations

Working Document IX presents funding provided to international organisations, across all MFF headings, pursuant to Article 41(3)(g) of the Financial Regulation.

Part X: Financial Instruments

Working Document X presents the use made of financial instruments, pursuant to Article 41(4) of the Financial Regulation.

Part XI: EU Trust funds

Working Document XI presents the activities supported by EU Trust Funds, their implementation and performance, pursuant to Article 41(6) of the Financial Regulation.

Part XII: Payment schedules

Working Document XII presents summary statements of the schedule of payments due in subsequent years to meet budgetary commitments entered into in previous years, pursuant to Article 41(3)(i) of the Financial Regulation.

TABLE OF CONTENTS

1. Introduction.....	4
2. Definition of International Organisation.....	4
3. Overview of EU Budget implementation through international organisations	5
3.1. International organisations to which commitments were made.....	6
3.2. Reasons for implementing EU funded activities through international organisations	7
3.3. EU Programmes contracting with international organisations	8
4. Overview of EU Trust Funds contracting with international organisations.....	9
Annex (Tables).....	11
I. Commitments to international organisations	11
II. Reasons for implementing EU funded activities through international organisations	14
III. EU Programmes contracting with international organisations	15
IV. EU Trust Funds contracting with international organisations	16
V. Reasons for implementing EU Trust Funds activities through international organisations ..	17

1. Introduction

This working document accompanies the Draft Budget 2021. Its purpose is to provide information on funding made available to international organisations during the reporting year 2019, and to present the reasons why it was more efficient for the Union to implement projects through international organisations rather than to act directly.

2. Definition of International Organisation

Article 62(1) (c) (ii) of the Financial Regulation¹ lays down the definition of international organisations. Based on these texts the Commission's definition of an international organisation includes:

- international public-sector organisations set up by intergovernmental agreements, and specialised agencies set up by such organisations;
- the International Committee of the Red Cross;
- the International Federation of National Red Cross and Red Crescent Societies;
- other non-profit organisations assimilated to international organisations by a Commission decision.

¹ OJ L 193, 30.07.2018, p. 1

3. Overview of EU Budget implementation through international organisations

In accordance with article 41(3) (g) of the Financial Regulation, the Commission should attach to the draft budget a working document showing funding to international organisations, which should contain:

- a summary of all contributions, with a breakdown per Union programme or fund and per international organisation,
- a statement of reasons explaining why it was more efficient for the Union to fund those international organisations rather than to act directly.

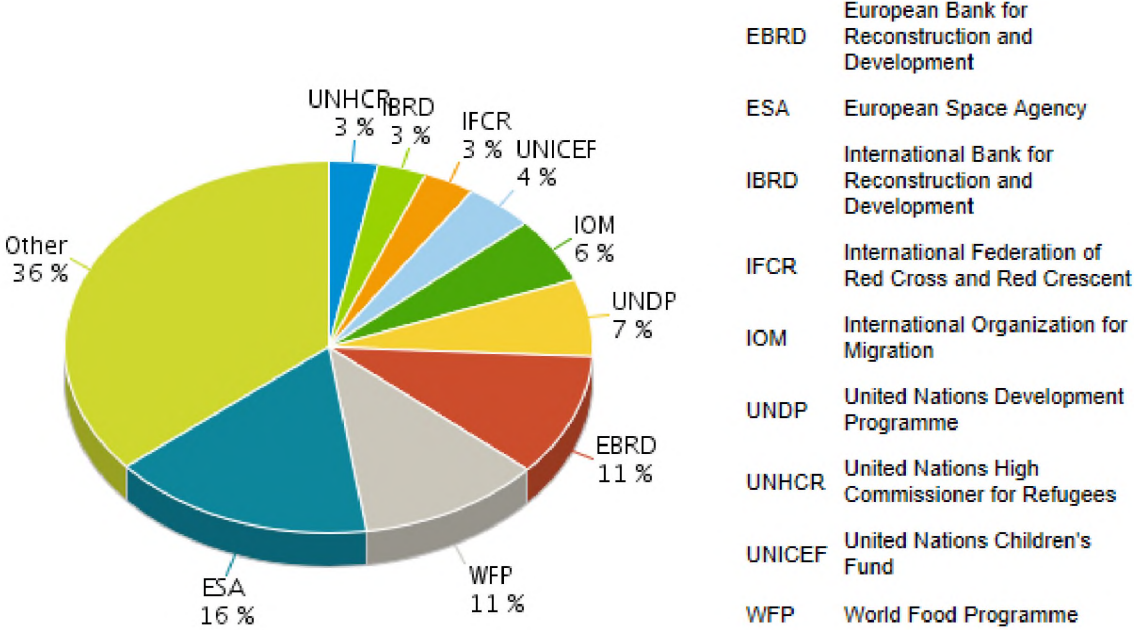
The pie charts in the sections below show the amount of all commitments concluded with international organisations during 2019 reporting year. The total amount of these commitments made in 2019 from the EU budget was EUR 4,8 billion².

² Compared with data reported last year, the basis for the EU contribution to International Organisations has been widened to include all commitments registered in the budgetary accounts during the reporting year. This includes not only the commitments made from the approved budget 2019, but also the ones following global commitments from previous years.

3.1. International organisations to which commitments were made

The pie chart³ below presents the commitments broken down by international organisation. The ‘top ten’ were together provided with EUR 3,2 billion to implement EU policies, accounting for 67,5 % of all commitments to international organisations in 2019. The organisation receiving more than any other recipient was the European Space Agency, accounting for 16 % of the commitments, in order to implement the European Geostationary Navigation Overlay Service (EGNOS), Galileo and Copernicus.

Commitments to International Organisations in 2019



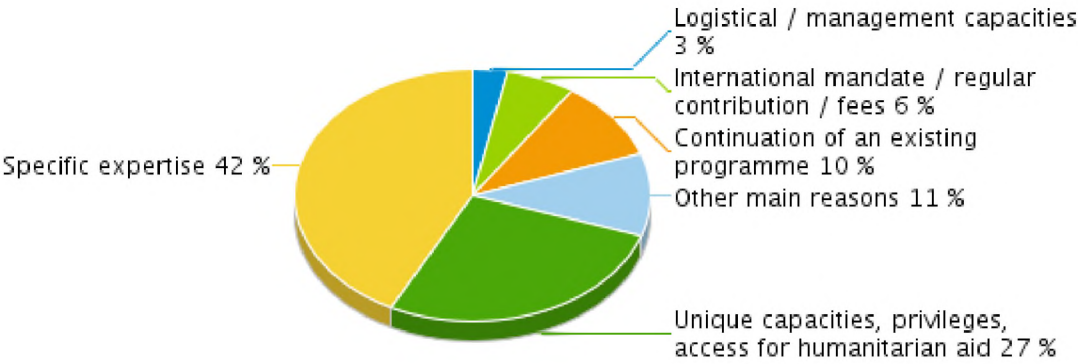
³ International organisations under the section ‘Other’ in the pie chart is displayed in Annex (Tables) I Commitments to international organisations.

3.2. Reasons for implementing EU funded activities through international organisations

The pie chart below presents, by order of magnitude, the main reasons why it was more efficient to implement through international organisations than to act directly.

The most common reason for choosing to implement projects through an international organisation is for the organisation’s specific expertise (42 % of funding), for example, for a unique capacity to deliver space related services for the EGNOS, Galileo and Copernicus programmes. In addition, 27 % of funding went to international organisations, notably to the United Nations and Red Cross families, due to their unique capacities, privileges and access, notably for the effective delivery of humanitarian aid.

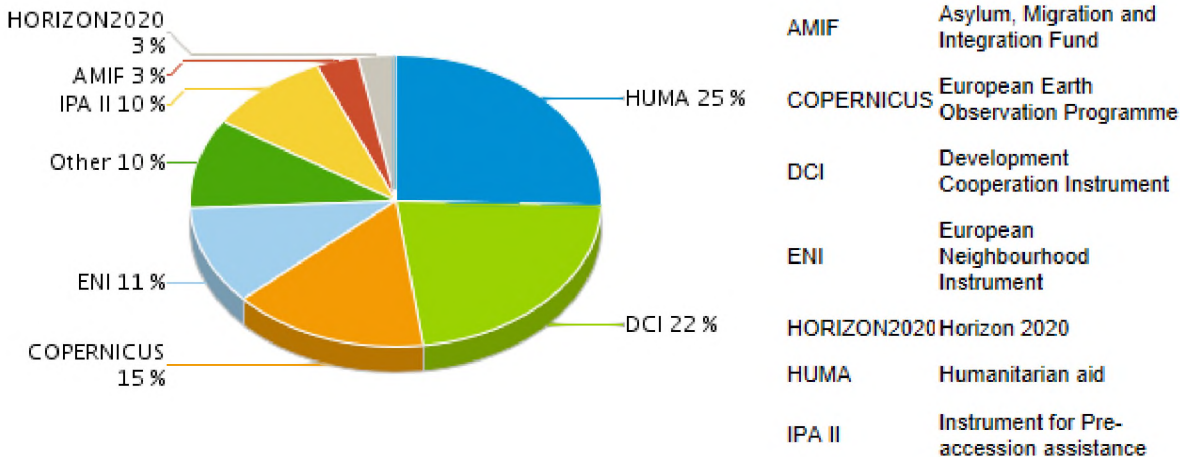
Main reasons for implementing EU-funded activities through international organisations in 2019



3.3. EU Programmes contracting with international organisations

The pie chart below presents the commitments by Union programme. The three programmes committing most funds to international organisations were Humanitarian Aid (25 %), Development Cooperation Instrument (22 %) and Copernicus (15 %).

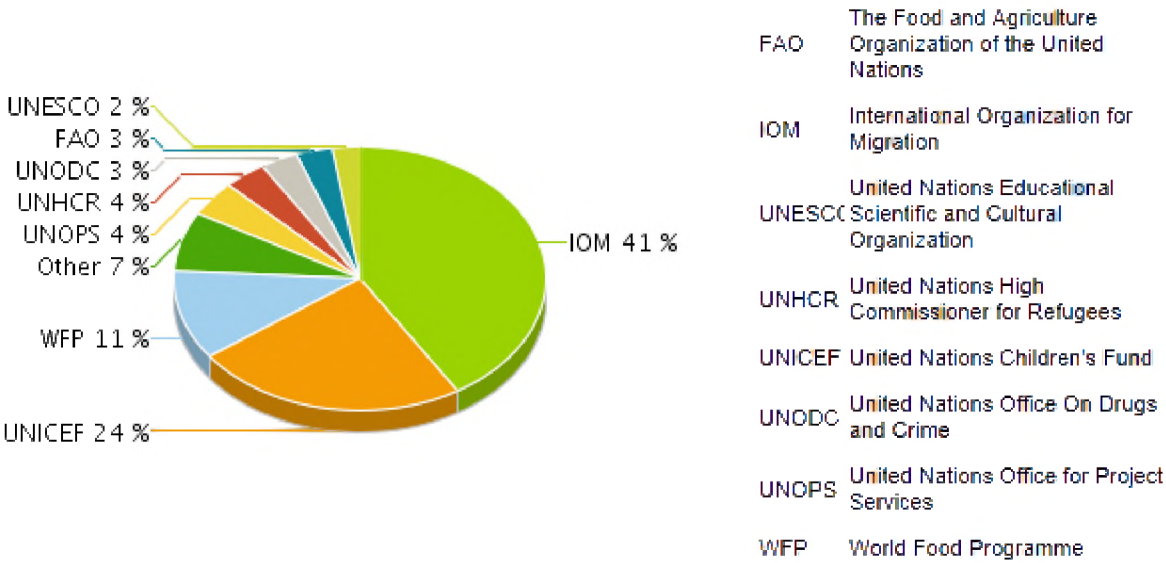
EU Programmes contracting with international organisations in 2019



4. Overview of EU Trust Funds contracting with international organisations

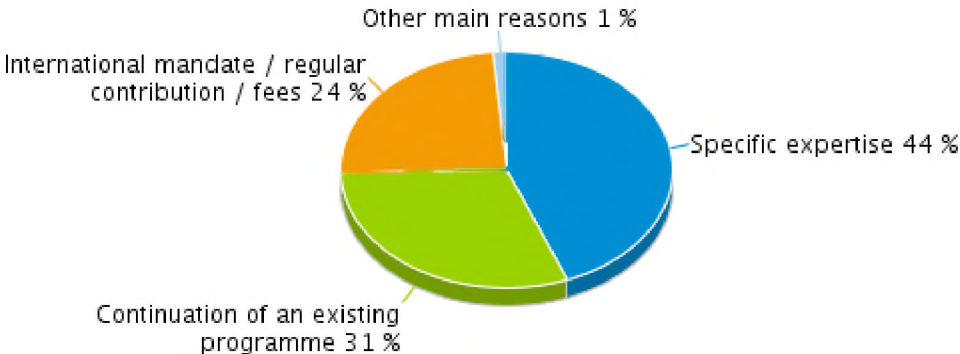
In addition to the funding described in the earlier sections, the EU Trust Funds have also provided funding to international organisations. The EU Budget, the European Development Fund, EU Member States and other donors together fund the EU Trust Funds. The pie chart below covers the year 2019, indicating that the top three receiving international organisations were the International Organization for Migration (41 %), United Nations Children's Fund (24 %) and the World Food Programme (11 %).

EU trust fund contracted with international organisations in 2019



The second pie chart shows that the three main reasons for implementing the EU Trust Funds' activities through international organisations were related to the organisations' specific expertise (44 %), to the continuation of existing programmes (31 %) and to contributions agreements linked to international mandates (24 %).

Main reasons for implementing EUTF-funded activities through international organisations in 2019



Annex (Tables)

I. Commitments to international organisations

	International organisation	2019 commitments	%
1	European Space Agency	777 266 043	16,18 %
2	World Food Programme	541 093 374	11,27 %
3	European Bank for Reconstruction and Development	523 311 527	10,90 %
4	United Nations Development Programme	325 689 925	6,78 %
5	International Organization for Migration	273 599 810	5,70 %
6	United Nations Children's Fund	204 182 636	4,25 %
7	International Bank for Reconstruction and Development	171 299 119	3,57 %
8	International Federation of Red Cross and Red Crescent	150 766 111	3,14 %
9	United Nations High Commissioner for Refugees	144 092 627	3,00 %
10	International Committee of the Red Cross and Red Crescent	129 700 000	2,70 %
11	The Food and Agriculture Organization of the United Nations	117 433 959	
12	United Nations Relief and Works Agency for Palestine Refugees in the Near East	115 439 646	
13	United Nations Office for Project Services	98 777 918	
14	The International Centre for Migration Policy Development	97 201 115	
15	International Trade Centre	92 062 500	
16	Council of Europe	87 835 629	
17	The Global Fund to Fight Aids, Tuberculosis and Malaria	73 000 000	
18	Organisation for Economic Co-Operation and Development	70 705 429	
19	European Centre for Medium-Range Weather Forecasts	66 957 466	
20	International Labour Organization	54 942 665	
21	World Health Organization	45 683 636	
22	United Nations Educational Scientific and Cultural Organization	41 150 000	
23	European Organisation for the Exploitation of Meteorological Satellites	41 000 000	
24	United Nations Industrial Development Organization	36 782 000	
25	Pan American Health Organization	36 075 000	
26	International Fund for Agricultural Development	36 000 000	
27	African Union	30 000 000	
28	United Nations Environment Programme	27 620 130	
29	United Nations Office on Drugs and Crime	26 394 374	
30	United Nations Organisation	25 905 246	
31	United Nations Population Fund	25 681 711	
32	United Nations Entity for Gender Equality and the Empowerment of Women	24 899 875	
33	European University Institute	22 851 296	
34	Regional Cooperation Council	16 500 000	
35	European Molecular Biology Laboratory	16 144 525	
36	Organization for Security and Co-operation in Europe	15 530 202	
37	United Nations Office for the Coordination of Humanitarian Affairs	13 000 000	
38	The International Institute for Democracy and Electoral Assistance	12 199 999	
39	European Forest Institute	11 330 464	
40	Organisation for the Prohibition of Chemical Weapons	11 221 466	
41	United Nations Human Settlements Programme	10 289 970	
42	International Finance Corporation	9 760 000	
43	United Nations High Commissioner for Human Rights	9 442 271	

	International organisation	2019 commitments	%
44	Organization of American States	7 238 709	
45	UN Capital Development Fund	7 000 000	
46	International Science and Technology Center	6 320 000	
47	Inter-American Institute for Cooperation on Agriculture	6 000 000	
48	European Organization for Nuclear Research	5 358 571	
49	Nordic Environment Finance Corporation	5 350 000	
50	International Commission for the Conservation of Atlantic Tunas	5 077 498	
51	United Nations Economic Commission for Europe	5 032 500	
52	Center for International Forestry Research	5 000 000	
53	United Nations Economic Commission for Africa	5 000 000	
54	UN Office for Disaster Risk Reduction	4 615 000	
55	Energy Community	4 501 433	
56	International Atomic Energy Agency	4 400 000	
57	International Commission on Missing People	4 384 099	
58	Regional School of Public Administration	4 350 000	
59	United Nations Interregional Crime and Justice Research Institute	3 950 000	
60	Africa Rice Center	3 500 000	
61	International Olive Oil Council	3 377 050	
62	Economic Commission for Latin America and the Caribbean	3 332 320	
63	International Iberian Nanotechnology Laboratory	2 943 093	
64	United Nations Institute for Disarmament Research	2 856 278	
65	Central European Free Trade Agreement	2 800 000	
66	Office of the High Representative	2 751 799	
67	International Monetary Fund	2 692 935	
68	The Regional Environmental Centre for Central Asia	2 367 096	
69	International Civil Aviation Organization	2 062 539	
70	United Nations Office at Geneva	2 000 000	
71	Science and Technology Center in Ukraine	1 680 000	
72	European Organization for Nuclear Research	1 642 741	
73	Inter-American Tropical Tuna Commission	1 634 502	
74	Organización de Estados Iberoamericanos para la Educación, la Ciencia y la Cultura	1 574 310	
75	World Customs Organization	1 131 034	
76	European Organisation for the Safety of Air Navigation	1 104 012	
77	Commonwealth Agricultural Bureaux International	1 000 376	
78	International Criminal Court	1 000 000	
79	International Development Law Organization	1 000 000	
80	Regional Anti-Corruption Initiative	1 000 000	
81	World Trade Organization	1 000 000	
82	Global Water Partnership Organisation	999 986	
83	Southern African Development Community	906 606	
84	Permanent Secretariat of the Transport Community	869 163	
85	North-East Atlantic Fisheries Commission	780 023	
86	North Atlantic Salmon Conservation Organisation	776 740	
87	World Organisation for Animal Health Organisation	773 500	
88	Inter-American Court of Human Rights	750 000	
89	United Nations Framework Convention on Climate Change	723 142	
90	Central European Initiative	645 338	

	International organisation	2019 commitments	%
91	Western and Central Pacific Fisheries Commission	489 609	
92	World Meteorological Organization	476 842	
93	European Centre for Social Welfare Policy and Research	438 591	
94	Centro para la Promoción de la Micro y Pequeña Empresa en Centroamérica	402 245	
95	International Sugar Organization	399 295	
96	Hague Conference on Private International Law	388 770	
97	Preparatory Commission for the International Renewable Energy Agency	350 000	
98	Northwest Atlantic Fisheries Organization	321 613	
99	International Grains Council	314 479	
100	International Tropical Timber Organization	300 000	
101	United Nations Convention to Combat Desertification	300 000	
102	European Audiovisual Observatory	274 977	
103	Danube Commission	250 000	
104	International Union for the Protection of New Varieties of Plants	239 790	
105	South Pacific Regional Fisheries Management Organisation	229 935	
106	United Nations Conference on Trade and Development	200 000	
107	Commission for the Conservation of Antarctic Marine Living Resources	181 034	
108	United Nations for Training and Research	180 000	
109	European Patent Organisation	174 696	
110	Energy Charter	150 000	
111	International Telecommunication Union	145 215	
112	Organisation Internationale de la Vigne et Vin	140 000	
113	United Nations Office for Outer Space Affairs	100 000	
114	International Tribunal for the Law of the Sea	92 500	
115	International Seabed Authority	85 419	
116	International Agency for Research on Cancer	60 000	
117	Commission for the Conservation of Southern Bluefin Tuna	57 133	
118	South East Atlantic Fisheries Organ	41 766	
119	International Training Centre of the ILO	14 100	
120	IEA Bioenergy	13 174	
121	International Energy Agency	12 346	
122	International Centre for the Registration of Serial Publications	8 820	
123	The Goree Institute, Centre for Democracy, Development and Culture in Africa	1 727	
	Total	4 802 906 134	100.00 %

II. Reasons for implementing EU-funded activities through international organisations

Main reasons for implementing EU-funded activities through international organisations		2019 commitments (EUR)	%
1	Specific expertise	2 038 423 153	42,44 %
2	Unique capacities, privileges and access for humanitarian aid	1 313 629 603	27,35 %
3	Continuation of an existing programme	490 038 995	10,20 %
4	International mandate / regular contribution / membership or similar fees	327 755 390	6,82 %
5	Logistical and management capacities	151 590 275	3,16 %
6	Experience in the country/region	130 961 003	2,73 %
7	Result of call for proposal	86 252 804	1,80 %
8	Optimisation of donor coordination	45 033 998	0,94 %
9	Presence in the country/region	25 350 000	0,53 %
10	Neutrality/security reasons	25 149 949	0,52 %
11	Absence of alternatives	18 657 909	0,39 %
12	Other	150 063 055	3,12 %
Total		4 802 906 134	100,00 %

III. EU Programmes contracting with international organisations

	Programmes	2019 commitments	%
1	Humanitarian aid	1 223 217 336	25,47 %
2	Development Cooperation Instrument (DCI)	1 075 728 128	22,40 %
3	European Earth Observation Programme (Copernicus)	739 423 090	15,40 %
4	European Neighbourhood Instrument (ENI)	524 569 577	10,92 %
5	Instrument for Pre-accession assistance (IPA II)	460 738 235	9,59 %
6	Asylum, Migration and Integration Fund (AMF)	159 506 163	3,32 %
7	Horizon 2020	141 692 210	2,95 %
8	Instrument contributing to Stability and Peace (IcSP)	137 283 963	2,86 %
9	European satellite navigation systems (EGNOS and Galileo)	45 100 000	0,94 %
10	Nuclear Safety and Decommissioning	44 989 000	0,94 %
11	Common Foreign and Security Policy (CFSP)	30 496 845	
12	Partnership Instrument (PI)	29 336 217	
13	European Agricultural Fund for Rural Development (EAFRD)	26 856 811	
14	Other actions and programmes	20 456 853	
15	Technical assistance	19 826 561	
16	Instrument for Nuclear Safety Cooperation (INSC)	19 400 000	
17	European Instrument for Democracy and Human Rights (EIDHR)	18 780 692	
18	Education, Training and Sport (Erasmus+)	18 704 930	
19	European Maritime and Fisheries Fund (EMFF)	13 636 913	
20	Actions financed under the prerogatives of the Commission and specific competences conferred to the Commission	8 974 597	
21	Internal Security Fund	8 749 486	
22	Employment and Social Innovation (EaSI)	5 773 691	
23	Sustainable Fisheries Partnership Agreements (SFPAs) and compulsory contributions to Regional Fisheries Management Organisations (RFMOs) and to other international organisations	5 303 705	
24	Health	4 720 000	
25	Justice	4 184 846	
26	Rights, Equality and Citizenship	3 768 810	
27	Food and feed	3 373 500	
28	Commission administrative expenditure	1 709 811	
29	Competitiveness of enterprises and small and medium-sized enterprises (COSME)	1 620 000	
30	Transport	1 354 012	
31	Environment and climate action (LIFE)	1 308 269	
32	Creative Europe	1 264 177	
33	Union Civil protection Mechanism	587 267	
34	Pilot projects and preparatory actions	280 000	
35	Euratom Research and Training Programme	150 000	
36	Union Civil Protection Mechanism	25 000	
37	European Agricultural Guarantee Fund (EAGF) - Market related expenditure and direct payments	11 605	
38	Customs, Fiscalis and Anti-Fraud	3 834	
	Total	4 802 906 134	100.00 %

IV. EU Trust Funds contracting with international organisations

	International organisations	2019 commitments	%
1	International Organization for Migration	189 247 021	41,20 %
2	United Nations Children's Fund	109 100 000	23,75 %
3	World Food Programme	50 220 000	10,93 %
4	United Nations Office for Project Services	19 900 000	4,33 %
5	United Nations High Commissioner for Refugees	17 000 000	3,70 %
6	United Nations Office On Drugs and Crime	15 000 000	3,27 %
7	The Food and Agriculture Organization of the United Nations	14 442 360	3,14 %
8	United Nations Educational Scientific and Cultural Organization	11 000 000	2,39 %
9	United Nations Capital Development Fund	9 940 000	2,16 %
10	International Labour Organization	7 000 000	1,52 %
11	United Nations Population Fund	5 000 000	1,09 %
12	The International Centre for Migration Policy Development	4 840 000	1,05 %
13	United Nations Relief and Works Agency for Palestine Refugees in the Near East	2 105 744	0,46 %
14	International Trade Centre	2 000 000	0,44 %
15	International Finance Corporation	1 500 000	0,33 %
16	International Fund for Agricultural Development	1 000 000	0,22 %
	Total	459 295 125	100,00 %

V. Reasons for implementing EU Trust Funds activities through international organisations

Main reasons for implementing EU trust funds activities through international organisations		Contracted amount	%
1	Specific expertise	202 257 730	44,04 %
2	Continuation of an existing programme	140 747 021	30,64 %
3	International mandate/regular contribution/membership or similar fees	110 139 081	23,98 %
4	Logistical and management capacities	2 220 000	0,48 %
5	Optimisation of donor coordination	2 000 000	0,44 %
6	Experience in the country/region	1 931 293	0,42 %
Total		459 295 125	100,00 %

Further information on EUTF is available on the following websites:

EUTF https://ec.europa.eu/international-partnerships/trust-funds_en

BÊKOU <https://europa.eu/capacity4dev/trust-fund-bekou/>

MADAD https://ec.europa.eu/trustfund-syria-region/content/home_en

AFRICA https://ec.europa.eu/trustfundforafrica/index_en

COLOMBIA <https://www.fondoeuropeoparalapaz.eu/>

Getting in touch with the EU

In person

All over the European Union there are hundreds of Europe Direct information centres. You can find the address of the centre nearest you at: https://europa.eu/european-union/contact_en

On the phone or by email

Europe Direct is a service that answers your questions about the European Union. You can contact this service:

- by freephone: 00 800 6 7 8 9 10 11 (certain operators may charge for these calls),
- at the following standard number: +32 22999696 or
- by email via: https://europa.eu/european-union/contact_en

Finding information about the EU

Online

Information about the European Union in all the official languages of the EU is available on the Europa website at: https://europa.eu/european-union/index_en

EU publications

You can download or order free and priced EU publications at: <https://publications.europa.eu/en/publications>.

Multiple copies of free publications may be obtained by contacting Europe Direct or your local information centre (see https://europa.eu/european-union/contact_en).

EU law and related documents

For access to legal information from the EU, including all EU law since 1952 in all the official language versions, go to EUR-Lex at: <http://eur-lex.europa.eu>

Open data from the EU

The EU Open Data Portal (<http://data.europa.eu/euodp/en>) provides access to datasets from the EU. Data can be downloaded and reused for free, for both commercial and non-commercial purposes.



Find out more about the EU's financial programming
and budget by visiting our website regularly:
ec.europa.eu/budget

FOLLOW US ON:

facebook.com/EuropeanCommission
twitter.com/EU_Budget
twitter.com/EU_Commission



Publications Office
of the European Union