



ISSN 2599-6312

# DRAFT GENERAL BUDGET OF THE EUROPEAN UNION

Working Document Part IX

*#EUBudget*

**2024**  
FINANCIAL  
YEAR

Funding to international organisations

COM(2023) 300 - June 2023

*Budget*

The European Commission is not liable for any consequence stemming from the reuse of this publication.

Luxembourg: Publications Office of the European Union, 2023

© European Union, 2023



The reuse policy of European Commission documents is implemented based on Commission Decision 2011/833/EU of 12 December 2011 on the reuse of Commission documents (OJ L 330, 14.12.2011, p. 39). Except otherwise noted, the reuse of this document is authorised under a Creative Commons Attribution 4.0 International (CC-BY 4.0) licence (<https://creativecommons.org/licenses/by/4.0/>). This means that reuse is allowed provided appropriate credit is given and any changes are indicated.

For any use or reproduction of elements that are not owned by the European Union, permission may need to be sought directly from the respective rightholders.

All photos © European Union, unless otherwise stated.

Print	ISBN 978-92-68-01113-3		doi:10.2761/674561	KV-AO-23-010-EN-C
PDF	ISBN 978-92-68-01112-6	ISSN 2599-6312	doi:10.2761/557029	KV-AO-23-010-EN-N

**DRAFT GENERAL BUDGET**  
**of the European Union**  
for the financial year 2024

Working Document  
**Part IX**

**Draft General Budget  
of the European Union  
for the Financial Year 2024**

**Working document Part IX  
Funding International Organisations**

The 2024 Draft Budget is accompanied by twelve ‘Working Documents’, as follows:

### **Part I: Programme Performance Statements of operational expenditure**

Working Document I contains, pursuant to Article 41(3)(h) of the Financial Regulation, the Programme Performance Statements, which provide for each spending programme comprehensive information on the financial implementation and progress in achieving the programme objectives as of the end 2022.

### **Part II: Human Resources of the EU institutions and executive agencies**

Working Document II presents information on the human resources of the EU institutions and executive agencies, and in particular for the Commission, both for the establishment plans and for external personnel and across all headings of the multiannual financial framework. Moreover, pursuant to Article 41(3)(b) of the Financial Regulation, it provides a summary table for the period 2021 – 2024 which shows the number of full-time equivalents for each category of staff and the related appropriations for all institutions and bodies referred to in Article 70 of the Financial Regulation.

### **Part III: Bodies set up by the European Union having legal personality**

Working Document III presents detailed information relating to all decentralised agencies and Joint Undertakings, with a transparent presentation of revenue, expenditure and staff levels of various Union bodies, pursuant to Article 41(3)(c) of the Financial Regulation.

### **Part IV: Pilot projects and preparatory actions**

Working Document IV presents information on all pilot projects and preparatory actions which have budget appropriations (commitments and/or payments) in the 2024 Draft Budget, pursuant to Article 41(3)(f) of the Financial Regulation.

### **Part V: Budget implementation and assigned revenue**

Working Document V presents the budget implementation forecast for 2023, information on assigned revenue (implementation in 2022 and estimation for 2024) and a progress report on outstanding commitments (RAL) pursuant to Articles 41(3)(d) and 41(8) of the Financial Regulation.

### **Part VI: Commission expenditure under the administrative heading of the multiannual financial framework**

Working Document VI encompasses administrative expenditure to be implemented by the Commission under the administrative heading of the multiannual financial framework (heading 7) in accordance with Article 317 of the Treaty on the Functioning of the European Union, as well as the budgets of the Offices (OP, OLAF, EPSO, OIB, OIL and PMO), pursuant to Article 41(3)(e) of the Financial Regulation.

### **Part VII: Commission buildings**

Working Document VII presents information on buildings under Section III - Commission, pursuant to Article 266(1) of the Financial Regulation.

### **Part VIII: Expenditure related to the external action of the European Union**

Working Document VIII presents information on human resources and expenditure related to the external action of the European Union, pursuant to Article 41(10) and (11) of the Financial Regulation.

### **Part IX: Funding to international organisations**

Working Document IX presents funding provided to international organisations, across all MFF headings, pursuant to Article 41(3)(g) of the Financial Regulation.

### **Part X: Financial Instruments**

Working Document X presents the use made of financial instruments, pursuant to Article 41(4) of the Financial Regulation.

### **Part XI: Budgetary Guarantees, Common Provisioning Fund and Contingent Liabilities**

Working Document XI presents the implementation of Budgetary Guarantees, the Common Provisioning Fund and the assessment of the sustainability of the contingent liabilities arising from budgetary guarantees and financial assistance pursuant to Article 41(5) of the Financial Regulation.

### **Part XII: Payment schedules**

Working Document XII presents summary statements of the schedule of payments due in subsequent years to meet budgetary commitments entered into in previous years, pursuant to Article 41(3)(i) of the Financial Regulation.

**EU funded activities implemented through international organisations**  
**(Article 41 (3) (g) of the Financial Regulation)**

**TABLE OF CONTENTS**

<b>1. Introduction.....</b>	<b>1</b>
<b>2. Definition of International Organisation .....</b>	<b>1</b>
<b>3. Overview of EU Budget implementation through international organisations .....</b>	<b>1</b>
3.1. International organisations to which commitments were made.....	2
3.2. Reasons for implementing EU funded activities through international organisations .....	3
3.3. EU Programmes and Actions contracting with international organisations .....	4
<b>Annex (Tables).....</b>	<b>5</b>
I. EU Budget commitments to international organisations .....	5
II. Reasons for implementing EU funded activities through international organisations .....	10
III. EU Programmes and Actions contracting with international organisations .....	11

## 1. Introduction

This working document accompanies the Draft Budget 2024. Its purpose is to provide information on funding made available to international organisations during the reporting year 2022, and to present the reasons why it was more efficient for the Union to implement projects through international organisations rather than to act directly.

## 2. Definition of International Organisation

Article 62(1) (c) (ii) of the Financial Regulation<sup>1</sup> lays down the definition of international organisations. Based on these texts the Commission's definition of an international organisation includes:

- international public sector organisations set up by intergovernmental agreements, and specialised agencies set up by such organisations;
- the International Committee of the Red Cross;
- the International Federation of National Red Cross and Red Crescent Societies;
- other non-profit organisations assimilated to international organisations by a Commission decision.

## 3. Overview of EU Budget implementation through international organisations

In accordance with article 41(3) (g) of the Financial Regulation, the Commission should attach to the draft budget a working document showing funding to international organisations, which should contain:

- a summary of all contributions, with a breakdown per Union programme or fund and per international organisation,
- a statement of reasons explaining why it was more efficient for the Union to fund those international organisations rather than to act directly.

The pie charts in the sections below show the amount of all commitments concluded with international organisations during 2022. The total amount of these commitments made in 2022 from the EU budget was EUR 6,9 billion<sup>2</sup>.

---

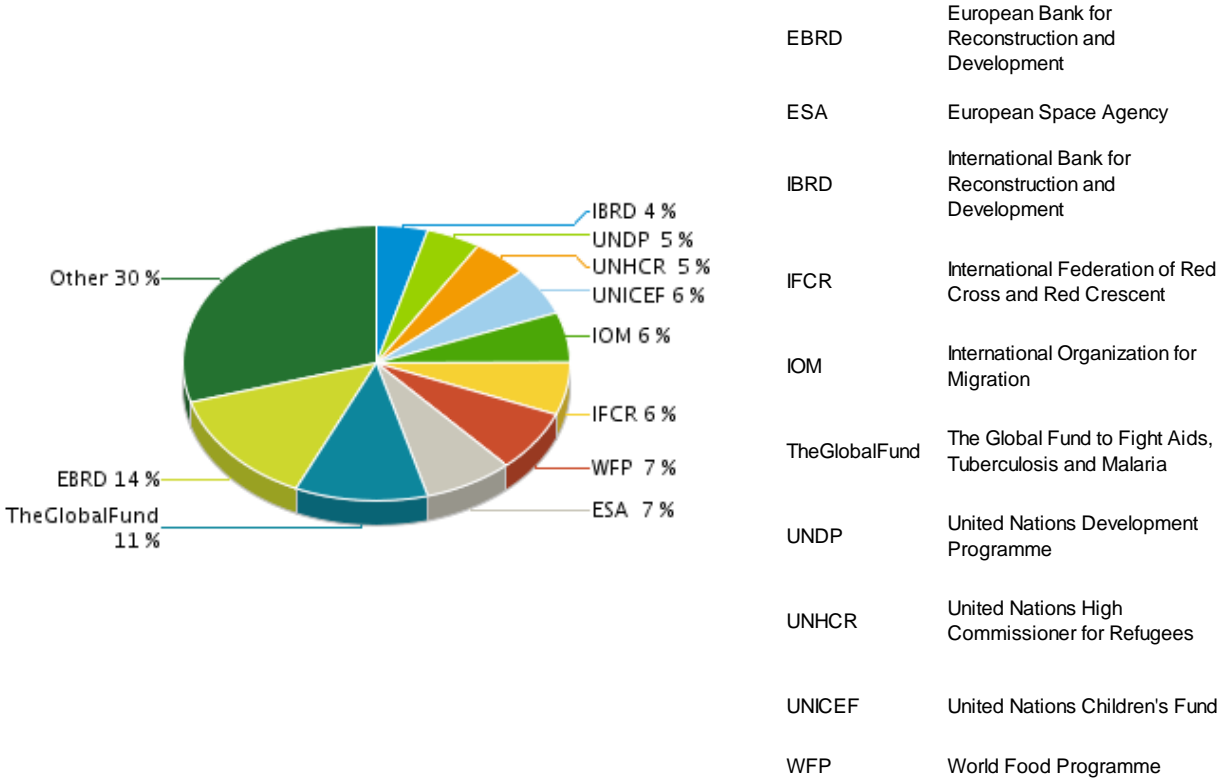
<sup>1</sup> OJ L 193, 30.07.2018, p. 1

<sup>2</sup> The EU contribution to International Organisations includes all commitments registered in the budgetary accounts during the reporting year. This includes not only the commitments made from the approved budget 2022, but also the ones following global commitments from previous years.

### 3.1. International organisations to which commitments were made

The pie chart<sup>3</sup> below presents the commitments broken down by international organisation. The ‘top ten’ were together provided with EUR 4,8 billion to implement EU policies, accounting for 70 % of all commitments to international organisations in 2022. The organisation receiving more than any other recipient was the European Bank for Reconstruction and Development, accounting for 14% of the commitments in order to implement mainly the Instrument for Pre-Accession Assistance.

Commitments to International Organisations in 2022



<sup>3</sup> International organisations under the section ‘Other’ in the pie chart is displayed in Annex (Tables) I EU Budget commitments to international organisations.

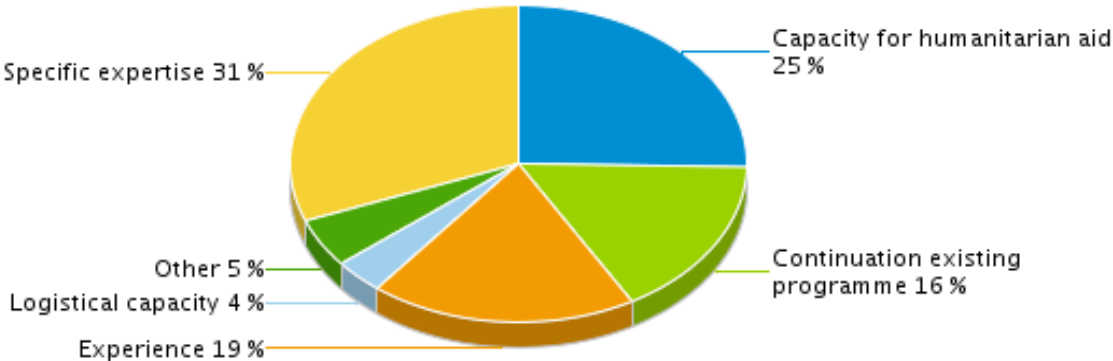


### 3.2. Reasons for implementing EU funded activities through international organisations

The pie chart below presents, by order of magnitude, the main reasons why it was more efficient to implement through international organisations than to act directly.

The most common reason for choosing to implement projects through an international organisation is the organisation’s specific expertise (31% of funding), for example to deliver development aid for the Neighbourhood, Development and International Cooperation Instrument. In addition, 25% of the funding was channelled through relevant international organisations, notably Organisations of the United Nations and Red Cross families, on the basis of their established capacities, privileges and unique access, in particular for the effective delivery of humanitarian aid.

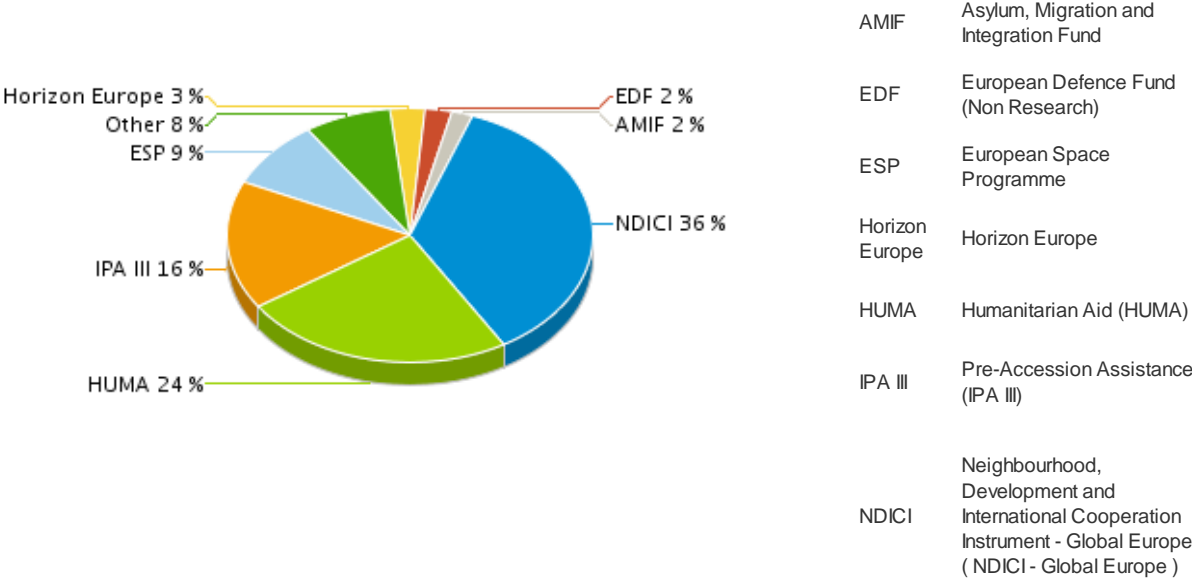
Main reasons for implementing EU-funded activities through international organisations in 2022



### 3.3. EU Programmes and Actions contracting with international organisations

The pie chart below presents the commitments by instrument / Union programme. The three instruments committing most funds to international organisations in 2022 were the Neighbourhood, Development and International Cooperation Instrument (36%), Humanitarian Aid (24%), and the Instrument for Pre-Accession Assistance (16%).

EU Programmes contracting with international organisations in 2022



## Annex (Tables)

### I. EU Budget commitments to international organisations

	International organisation	2022 commitments (EUR)	%
1	<b>European Bank for Reconstruction and Development</b>	<b>931 283 348</b>	<b>13.58 %</b>
2	<b>The Global Fund to Fight Aids, Tuberculosis and Malaria</b>	<b>760 421 601</b>	<b>11.09 %</b>
3	<b>European Space Agency</b>	<b>509 768 432</b>	<b>7.44 %</b>
4	<b>World Food Programme</b>	<b>492 812 983</b>	<b>7.19 %</b>
5	<b>International Federation of Red Cross and Red Crescent</b>	<b>421 800 000</b>	<b>6.15 %</b>
6	<b>International Organization for Migration</b>	<b>403 560 332</b>	<b>5.89 %</b>
7	<b>United Nations Children's Fund</b>	<b>386 705 631</b>	<b>5.64 %</b>
8	<b>United Nations High Commissioner for Refugees</b>	<b>315 492 785</b>	<b>4.60 %</b>
9	<b>United Nations Development Programme</b>	<b>310 441 210</b>	<b>4.53 %</b>
10	<b>International Bank for Reconstruction and Development</b>	<b>293 707 606</b>	<b>4.28 %</b>
11	Organisation for Joint Armament Cooperation	162 540 805	
12	World Health Organization	151 850 083	
13	International Committee of the Red Cross and Red Crescent	138 000 000	
14	European Organisation for the Exploitation of Meteorological Satellites	124 455 873	
15	The Food and Agriculture Organization of the United Nations	102 373 242	
16	European Centre for Medium-Range Weather Forecasts	101 404 530	
17	United Nations Relief and Works Agency for Palestine Refugees in the Near East	95 000 000	
18	The International Centre for Migration Policy Development	90 000 000	
19	Organisation for Economic Co-Operation and Development	80 708 768	
20	Nordic Environment Finance Corporation	74 395 458	
21	European Molecular Biology Laboratory	73 676 504	
22	United Nations Population Fund	71 800 000	
23	United Nations Office for Project Services	69 681 999	
24	Council of Europe	67 273 995	
25	United Nations Office on Drugs and Crime	61 100 000	
26	European University Institute	39 605 690	
27	International Labour Organization	36 813 333	

	<b>International organisation</b>	<b>2022 commitments (EUR)</b>	<b>%</b>
28	United Nations Entity for Gender Equality and the Empowerment of Women	35 151 000	
29	United Nations Environment Programme	33 935 146	
30	International Monetary Fund	21 963 213	
31	United Nations Organisation	21 773 038	
32	International Iberian Nanotechnology Laboratory	21 044 887	
33	United Nations High Commissioner for Human Rights	19 900 000	
34	Centre International de Hautes Etudes Agronomiques Mediterraneennes	18 423 006	
35	United Nations Office for the Coordination of Humanitarian Affairs	17 700 000	
36	The International Institute for Democracy and Electoral Assistance	17 189 000	
37	European Organisation for the Safety of Air Navigation	16 985 843	
38	United Nations Industrial Development Organization	16 647 950	
39	European Forest Institute	15 330 692	
40	United Nations Educational Scientific and Cultural Organization	15 118 953	
41	International Agency for Research on Cancer	13 830 833	
42	Energy Community	13 417 000	
43	International Fund for Agricultural Development	12 000 000	
44	European Organization for Nuclear Research	11 725 184	
45	Center for International Forestry Research	8 000 000	
46	Center of Excellence in Finance	7 999 956	
47	Preparatory Commission for the International Renewable Energy Agency	7 535 000	
48	Organization for Security and Co-operation in Europe	6 500 000	
49	Science and Technology Center in Ukraine	6 441 430	
50	Secretariat Du Groupe des Etats D'Afrique des Caraibes et Du Pacifique	6 079 968	
51	Organization of American States	5 827 794	
52	World Customs Organization	5 708 536	
53	The Anna Lindh Euro Mediterranean Foundation for the Dialogue between Cultures	5 000 000	
54	United Nations Human Settlements Programme	5 000 000	
55	Asian Development Bank	4 850 000	
56	International Commission for the Conservation of Atlantic Tunas	4 687 868	

	<b>International organisation</b>	<b>2022 commitments (EUR)</b>	<b>%</b>
57	United Nations Capital Development Fund	4 500 000	
58	International Organisation for the Development of Fisheries and Aquaculture in Europe	4 488 423	
59	Regional School of Public Administration	4 350 000	
60	International Science and Technology Center	4 300 000	
61	United Nations Interregional Crime and Justice Research Institute	4 250 103	
62	The Central European Free Trade Agreement Secretariat	4 000 000	
63	International Trade Centre	3 850 000	
64	International Criminal Police Organization	3 335 160	
65	Central European Initiative	3 307 473	
66	International Olive Oil Council	3 176 852	
67	Inter-American Development Bank	3 000 000	
68	Intergovernmental Authority on Development	3 000 000	
69	International Criminal Court	3 000 000	
70	Indian Ocean Commission	2 997 000	
71	The International Commission on Missing Persons	2 800 000	
72	Permanent Secretariat of the Transport Community	2 568 959	
73	Global Green Growth Institute	2 500 000	
74	Italo Latin American Institute	2 500 000	
75	Office of the High Representative	2 413 328	
76	Council of Europe Development Bank	2 300 000	
77	European Organisation for Astronomical Research in the Southern Hemisphere	2 131 691	
78	United Nations Conference on Trade and Development	2 000 000	
79	United Nations Economic Commission for Latin America and the Caribbean	2 000 000	
80	United Nations Office at Geneva	2 000 000	
81	EU LAC International Foundation	1 500 000	
82	Secretariat of the Pacific Community	1 500 000	
83	United Nations Institute for Disarmament Research	1 215 774	
84	World Meteorological Organization	1 200 000	
85	The Council of the Baltic Sea State Secretariat	1 132 932	

	<b>International organisation</b>	<b>2022 commitments (EUR)</b>	<b>%</b>
86	Pan American Health Organization	1 000 000	
87	United Nations Framework Convention on Climate Change	786 236	
88	The East Mediterranean Gas Forum	736 920	
89	North-East Atlantic Fisheries Commission	703 159	
90	East African Community	600 000	
91	International Seabed Authority	592 528	
92	Western and Central Pacific Fisheries Commission	545 744	
93	World Trade Organization	500 000	
94	Hague Conference on Private International Law	479 776	
95	International Civil Aviation Organization	468 554	
96	European Centre for Social Welfare Policy and Research	433 153	
97	Inter-American Tropical Tuna Commission	422 750	
98	International Sugar Organization	418 624	
99	Corte Interamericana de Derechos Humanos	400 000	
100	Southern Indian Ocean Fisheries Agreement	338 141	
101	International Grains Council	327 769	
102	Northwest Atlantic Fisheries Organization	306 458	
103	Commission for the Conservation of Antarctic Marine Living Resources	285 936	
104	Executive Committee of the International Fund for Saving the Aral Sea	285 000	
105	International Union for the Protection of New Varieties of Plants	270 000	
106	South Pacific Regional Fisheries Management Organisation	263 584	
107	International Development Law Organization	199 453	
108	European Patent Organisation	162 191	
109	North Atlantic Salmon Conservation Organisation	160 079	
110	Energy Charter	150 000	
111	United Nations Economic Commission for Europe	150 000	
112	Organisation Internationale de la Vigne et Vin	140 000	
113	International Rubber Study Group	136 307	
114	International Tribunal for the Law of the Sea	110 000	
115	United Nations Office for Outer Space Affairs	100 000	

<b>International organisation</b>		<b>2022 commitments (EUR)</b>	<b>%</b>
116	Commission for the Conservation of Southern Bluefin Tuna	68 144	
117	IEA Bioenergy	59 885	
118	South East Atlantic Fisheries Organ	44 452	
119	International Nickel Study Group	13 000	
120	International Energy Agency	12 836	
121	International Centre for the Registration of Serial Publications	8 996	
122	International Lead and Zinc Study Group	7 519	
123	International Telecommunication Union	6 514	
124	International Maritime Organization	2 900	
<b>Total</b>		<b>6 855 454 807</b>	<b>100.00 %</b>

## II. Reasons for implementing EU-funded activities through international organisations

Main reasons for implementing EU-funded activities through international organisations		2022 commitments (EUR)	%
1	Specific expertise	2 116 505 949	30.87 %
2	Organisations of the United Nations and Red Cross families have singular capacities, privileges and access for effective delivering of humanitarian aid and are recognised by the EU's framework agreements	1 736 803 201	25.33 %
3	Experience in the country/region	1 295 492 657	18.90 %
4	Continuation of an existing programme	1 123 592 073	16.39 %
5	Logistical and management capacities	241 654 643	3.52 %
6	Result of call for proposal	129 246 921	1.89 %
7	International mandate/regular contribution/membership or similar fees	116 899 074	1.71 %
8	Optimisation of donor coordination	20 020 000	0.29 %
9	Presence in the country/region	19 773 430	0.29 %
10	Other	55 466 859	0.81 %
<b>Total</b>		<b>6 855 454 807</b>	<b>100.00 %</b>



### III. EU Programmes and Actions contracting with international organisations

	Programmes	2022 commitments	%
1	Neighbourhood, Development and International Cooperation Instrument - Global Europe ( NDICI - Global Europe )	2 459 505 954	35.88 %
2	Humanitarian Aid (HUMA)	1 651 454 745	24.09 %
3	Pre-Accession Assistance (IPA III)	1 121 936 005	16.37 %
4	European Space Programme	594 680 939	8.67 %
5	Horizon Europe	211 284 248	3.08 %
6	European Defence Fund (Non Research)	162 540 805	2.37 %
7	Asylum, Migration and Integration Fund	127 577 278	1.86 %
8	Instrument for emergency support within the Union (ESI)	119 165 099	1.74 %
9	Digital Europe Programme	86 504 509	1.26 %
10	EU4Health	58 660 227	0.86 %
11	European Recovery and Resilience Facility (incl. Technical Support Instrument)	49 556 130	
12	Erasmus+	23 474 527	
13	European Regional Development Fund (ERDF)	21 031 609	
14	Common Foreign and Security Policy (CFSP)	19 974 572	
15	Connecting Europe Facility (CEF) - Transport	16 985 843	
16	European Instrument for International Nuclear Safety Cooperation (INSC)	16 242 833	
17	European Maritime, Fisheries and Aquaculture Fund (EMFAF)	14 717 358	
18	International organisations and agreements	13 805 201	
19	Support to the Turkish-Cypriot Community	12 213 381	
20	Nuclear decommissioning (Lithuania)	10 000 000	
21	Nuclear Safety and decommissioning (incl. For Bulgaria and Slovakia)	8 950 000	
22	Actions financed under the prerogatives of the Commission and specific competences conferred to the Commission	8 245 967	
23	Internal Security Fund (ISF)	7 300 000	
24	Employment and Social Innovation	7 242 184	
25	Single Market Programme (incl. SMEs)	6 895 196	
26	Sustainable Fisheries Partnership Agreements (SFPA) and Regional Fisheries Management Organisations (RFMO)	5 371 554	

	<b>Programmes</b>	<b>2022 commitments</b>	<b>%</b>
27	Rights and Values	2 781 308	
28	Justice	2 166 796	
29	Cohesion Fund (CF)	2 079 642	
30	Creative Europe	2 059 810	
31	Pilot projects and preparatory actions	2 020 000	
32	European Agricultural Guarantee Fund (EAGF)	1 900 000	
33	European Public Administration	1 830 205	
34	Union Civil Protection Mechanism (RescEU)	1 807 835	
35	Integrated Border Management Fund (IBMF) - Instrument for border management and visa (BMVI)	1 800 000	
36	Programme for Environment and Climate Action (LIFE)	1 615 094	
37	Euratom Research and Training Programme	69 930	
38	Cooperation in the field of customs (Customs)	8 025	
	<b>Total</b>	<b>6 855 454 807</b>	<b>100.00 %</b>

## **Getting in touch with the EU**

### **In person**

All over the European Union there are hundreds of Europe Direct information centres. You can find the address of the centre nearest you at: [https://europa.eu/european-union/contact\\_en](https://europa.eu/european-union/contact_en)

### **On the phone or by email**

Europe Direct is a service that answers your questions about the European Union. You can contact this service:

- by freephone: 00 800 6 7 8 9 10 11 (certain operators may charge for these calls),
- at the following standard number: +32 22999696 or
- by email via: [https://europa.eu/european-union/contact\\_en](https://europa.eu/european-union/contact_en)

## **Finding information about the EU**

### **Online**

Information about the European Union in all the official languages of the EU is available on the Europa website at: [https://europa.eu/european-union/index\\_en](https://europa.eu/european-union/index_en)

### **EU publications**

You can download or order free and priced EU publications at: <https://publications.europa.eu/en/publications>.

Multiple copies of free publications may be obtained by contacting Europe Direct or your local information centre (see [https://europa.eu/european-union/contact\\_en](https://europa.eu/european-union/contact_en)).

### **EU law and related documents**

For access to legal information from the EU, including all EU law since 1952 in all the official language versions, go to EUR-Lex at: <http://eur-lex.europa.eu>

### **Open data from the EU**

The EU Open Data Portal (<http://data.europa.eu/euodp/en>) provides access to datasets from the EU. Data can be downloaded and reused for free, for both commercial and non-commercial purposes.



Find out more about the EU's financial programming  
and budget by visiting our website regularly:  
[ec.europa.eu/budget](https://ec.europa.eu/budget)

**FOLLOW US ON:**

[facebook.com/EuropeanCommission](https://facebook.com/EuropeanCommission)  
[twitter.com/EU\\_Budget](https://twitter.com/EU_Budget)  
[twitter.com/EU\\_Commission](https://twitter.com/EU_Commission)



Publications Office  
of the European Union